

WARNINGS!

Please be aware of following!

To avoid scratching this furniture, it should be assembled on a soft layer – e.g. a rug.

Do not allow glasses to stand on the non-wood surface for a long time after use to avoid damage caused by high temperatures.

Do not place very hot or cold objects on the non-wood surface unless you are using sufficiently thick table mats.

Do not stand on the non-wood surface.

Do not use hard, pointed or sharp objects on the non-wood surface.

IMPORTANT!

It is important that any product which is assembled using any kind of screw is re-tightened 2 weeks after assembly, and once every 3 months – This is in order to assure stability throughout the lifespan of the product.

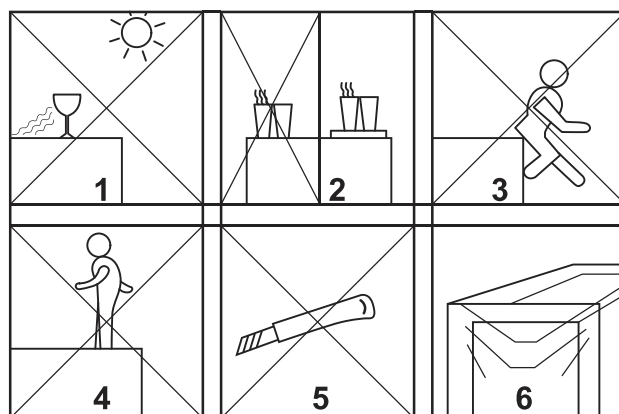
MAINTENANCE & CARE!

Care and maintain the appearance of your unit.

Regular dusting with soft cloth will be adequate. For grime stains wipe unit with a damp cloth. Do not use washing powder or other products that contain a scouring agent, as this will scratch the surface.

If the product contains cushions, it is always recommended to keep them in a cushion box if they are not being used.

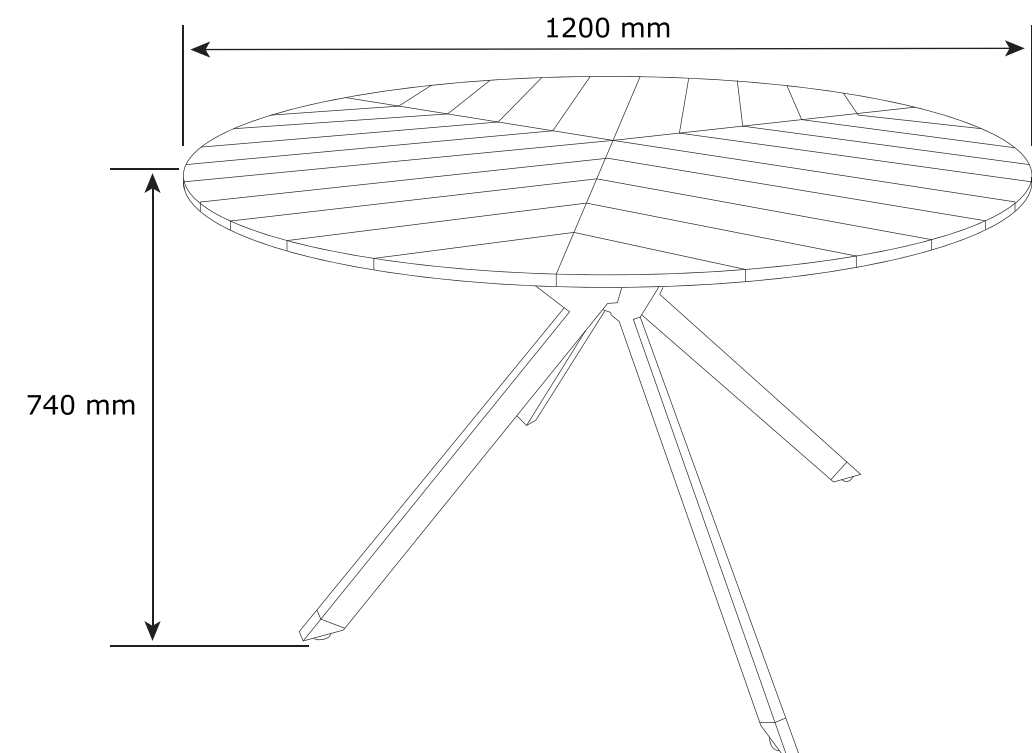
Generally, if you also use a cover to protect outdoor furniture, they will stay neat for a long time. Store out of season in a dry, frost-free and well-ventilated place, e.g. garage, carport or basement.

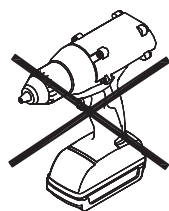


ambia GARDEN

ASSEMBLY INSTRUCTION **23280047-01**

XXXLutz KG Roemerstrasse 39 AT-4600 Wels



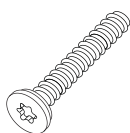


A x 4



M6x18 mm

B x 1



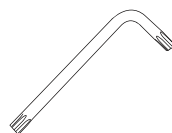
M6x45 mm

C x 5

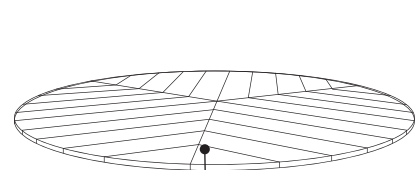


Ø6/Ø14 mm

D x 1




T25




1

Ø1200 mm



2

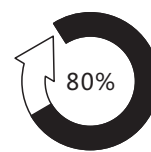
1100x708x20 mm



3

1100x708x20 mm

1



B x 1



M6x45 mm

C x 1

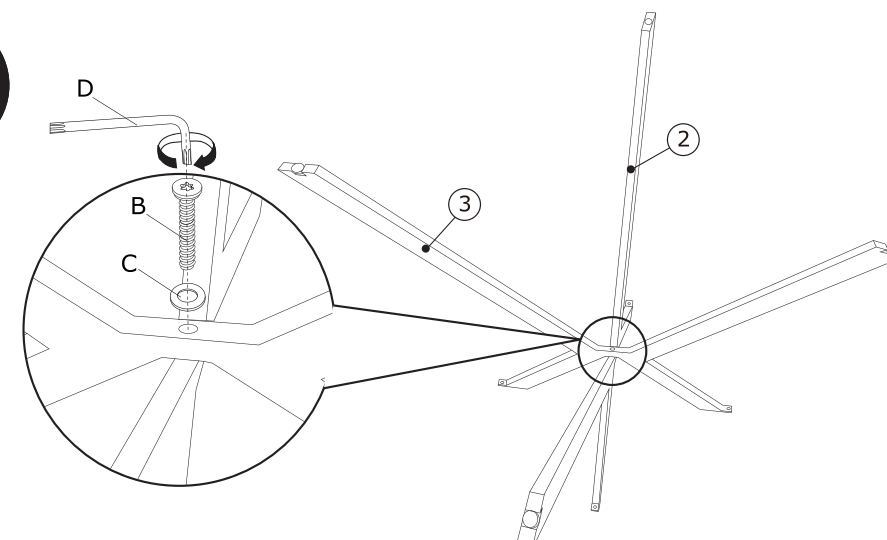


Ø6/Ø14 mm

D x 1



T25



2



A x 4



M6x18 mm

C x 4

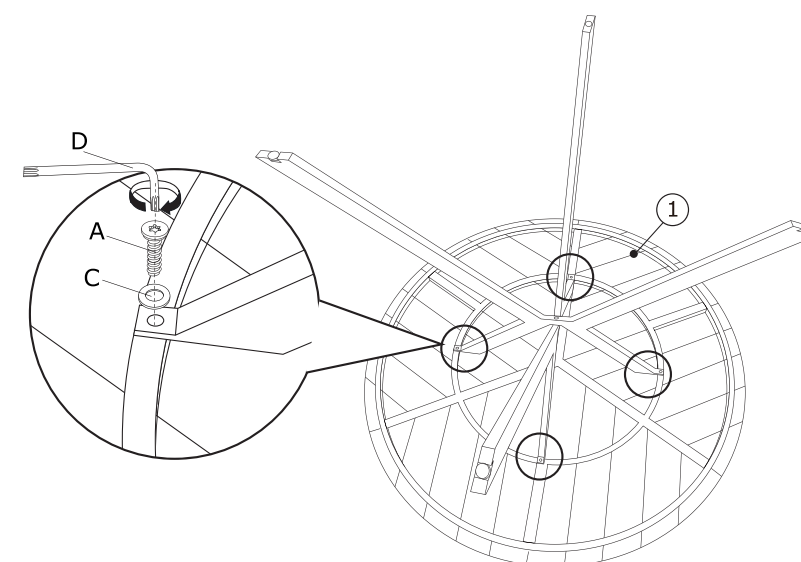


Ø6/Ø14 mm

D x 1



T25



3

