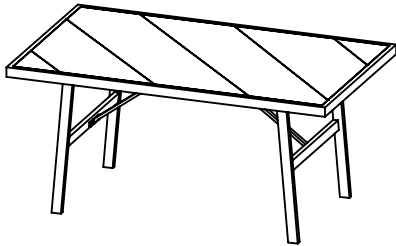






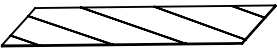


## ITEM: 001D0001-19

### DESCRIPTION

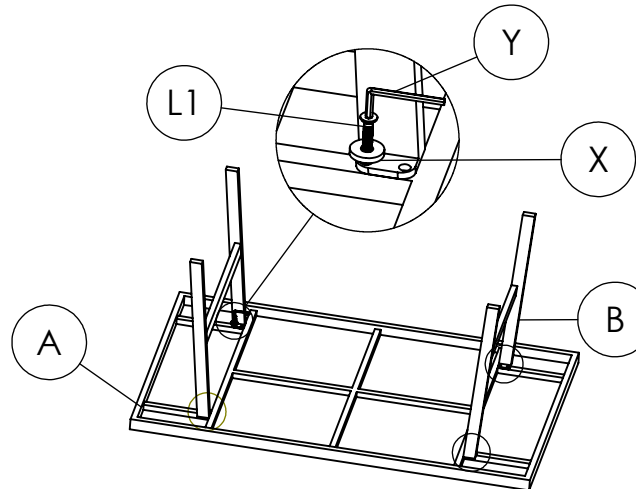


### HARDWARE

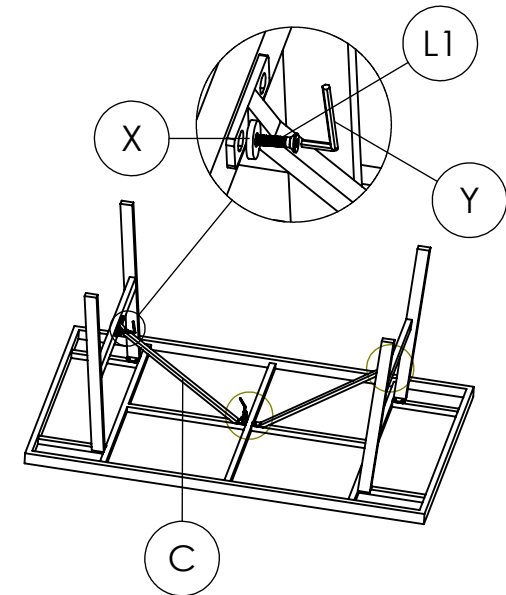
No.	Item	Detail	Quantity
1	X		x14
2	Y		x1
3	L1	 M6*20mm	x14
4	A		X1
5	B		x2
6	C		x2
7	G		x1

### ASSEMBLY INSTRUCTIONS

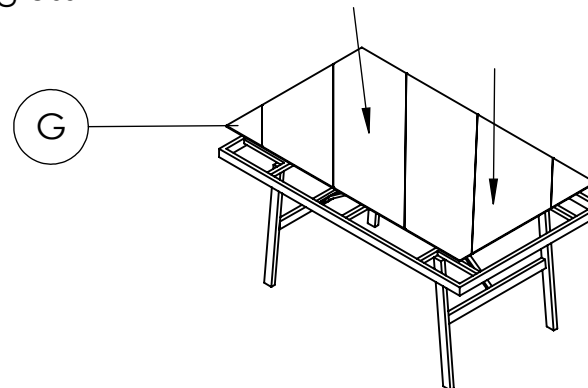
Step 1: Assemble the leg



Step 2: Assemble the support bar



Step 3: Install glass



### IMPORTANT NOTE

Do not tighten screws/bolts Until all completely assembled.  
Thank you.