>>Wickelkommode<<

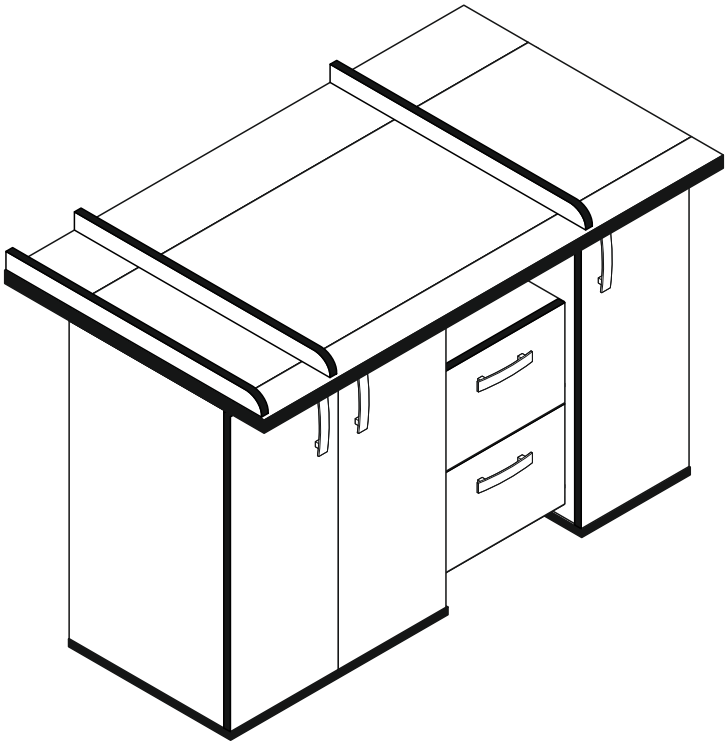

D **Montageanleitung**	GB **Assembly instructions**	FR **Notice de montage**
TR **Montaj talimatı**	IT **Istruzioni di montaggio**	NL **Handleiding voor de montage**
RU **Инструкция по монтажу**	CZ **Montážní návod**	HU **Szerelési útmutató**
RO **Instrucţiuni de montaj**	PL **Instrukcja montażu**	SK **Návod na montáž**

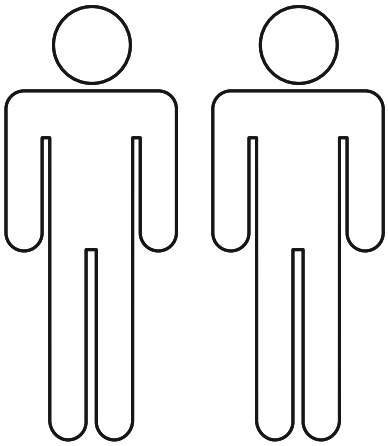

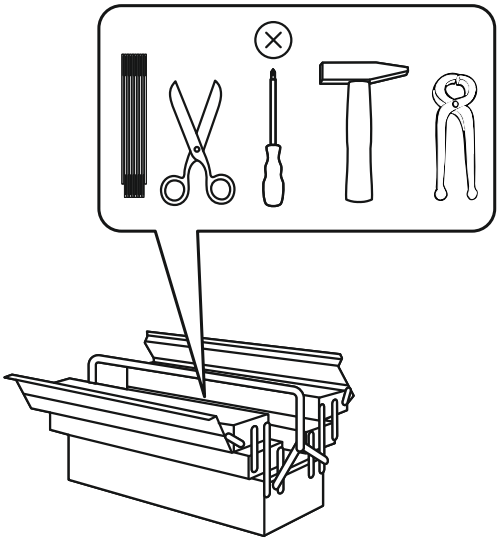

Service • Assistenza • Dienstverlening • Serwis
Servis • Szerviz • Сервисная служба

Name • Nom • Nome • Naam • Nazwa • Jméno • Názov • Név • Denumire • İsim • Название

Wickelkommode

Nr. • No. • N° • Номер • Č • Sz

0358/32

Typ • Type • Tip • Típus • Tipo • Тип

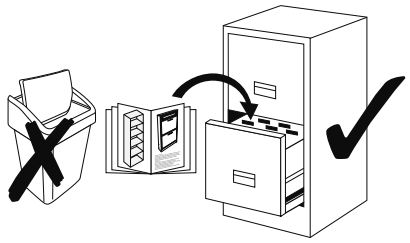

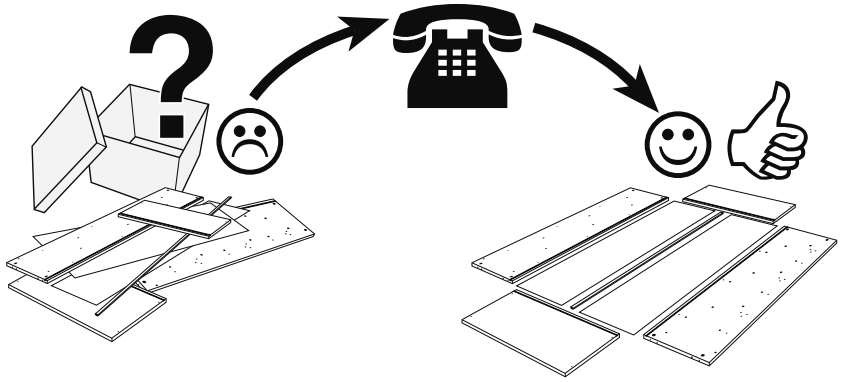

1-30		1-80		1-90		1-120		1-140		1-174	
24x	3x16	31x	3,5x13	12x	3,5x20	1x	3,5x45	10x	4x30	12x	4,5x50
1-200		1-330		2-10		2-20		2-143		2-160	
12x	6,3x13	4x	M4x10	24x		24x		6x		16x	
2-170		3-10		3-40		3-81		3-82		3-130	
8x		6x		6x	0er	3x		3x		10x	
5-130		5-185		6-330		8-50		8-60			
1x	LEIM	4x		5x		1x		1x	Ø6		

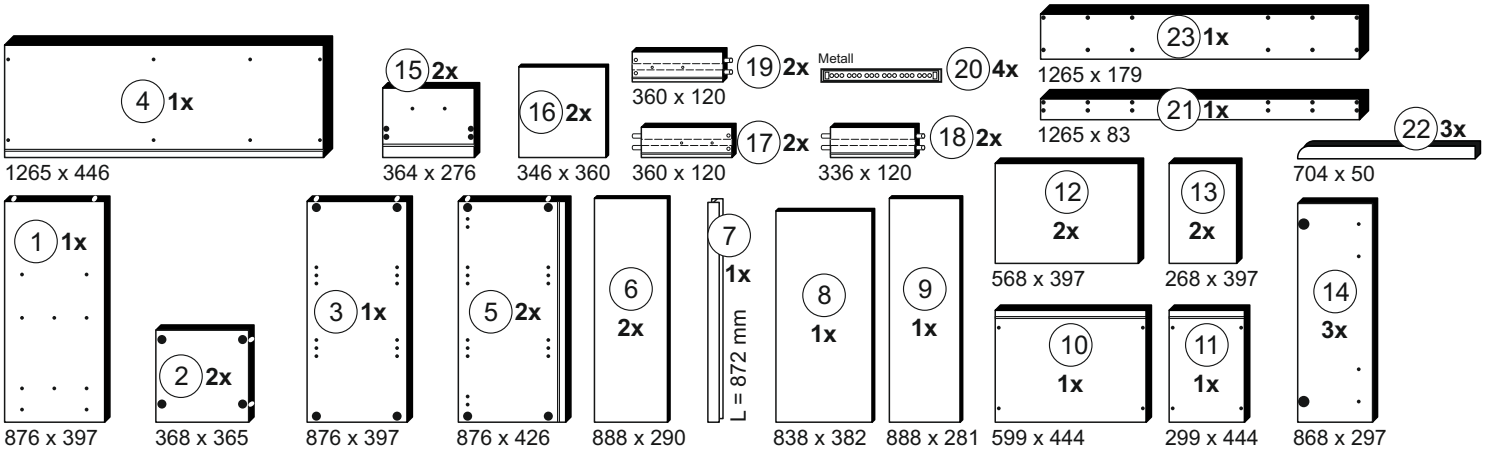



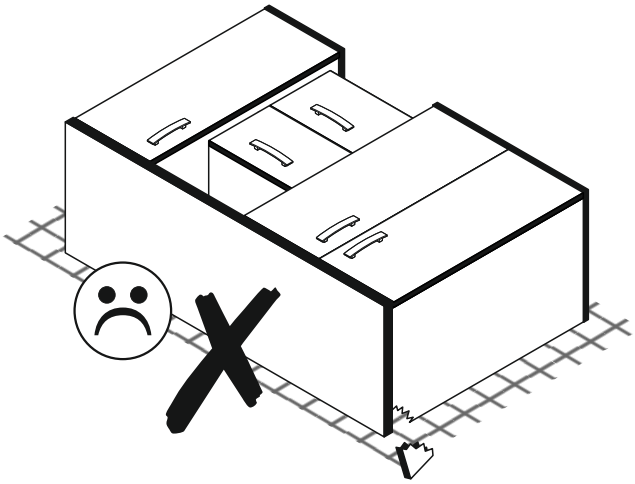

1

1-200	6,3x13	2-10	
6x		4x	
2-20		2-160	
4x		4x	
3-10		1	
2x		20	

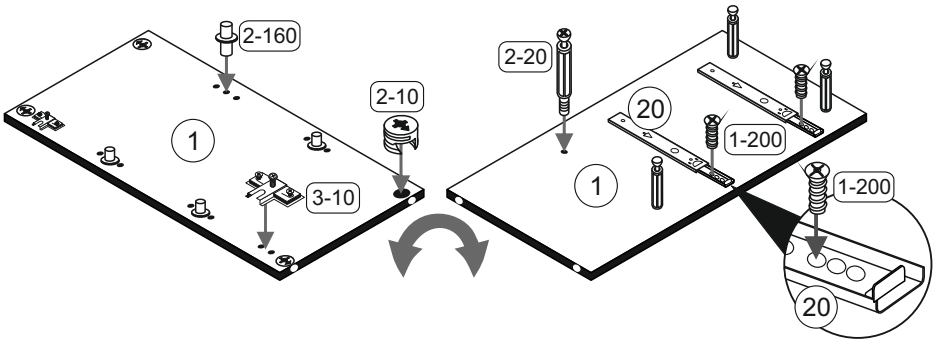

2

1-200	6,3x13	2-10	
6x		4x	
2-20		3	
4x		20	
2-160			
4x			

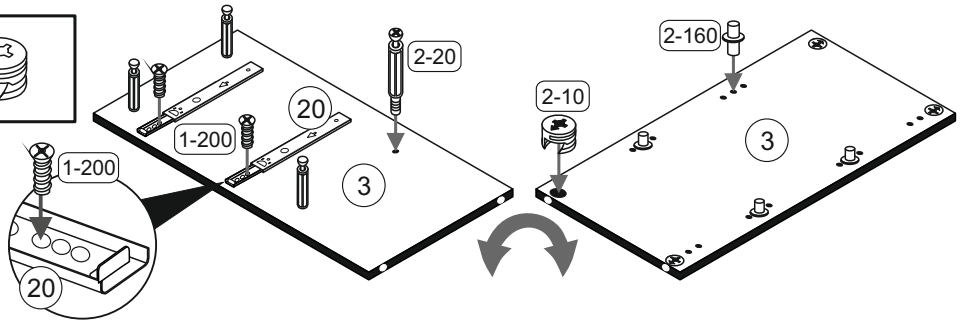

3

3-10		2-10	
4x		8x	
2-160			
8x			

5

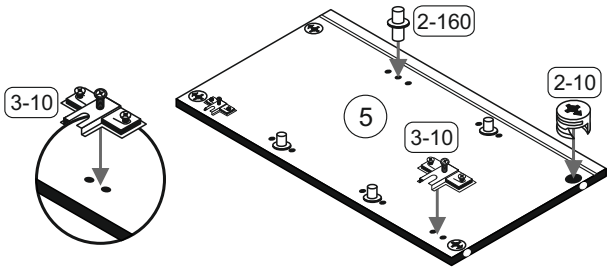

4

2-20	
16x	

4 10 11

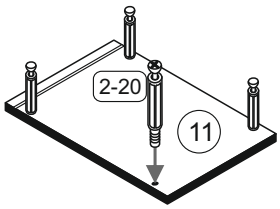

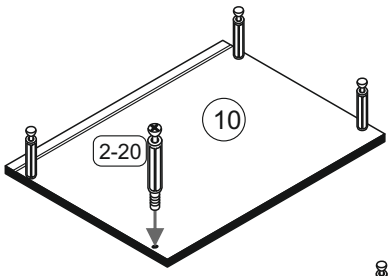

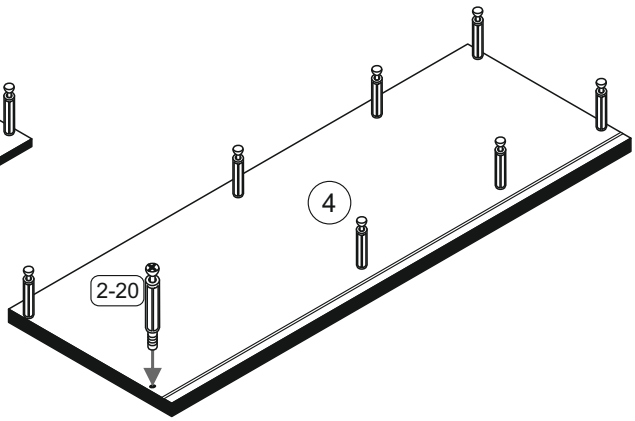

5

3-40	0er	3-130	
6x		6x	

14

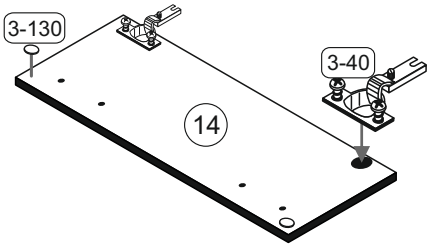

6

1-140	4x30	3-130	
4x		4x	
5-130	LEIM	6-330	
1x		2x	

15 16 17 18 19

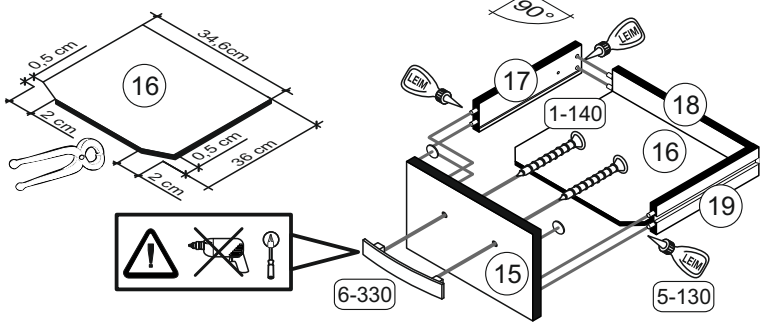

7

1-80	3,5x13	3-81	
6x		3x	
3-82		12	
3x		13	

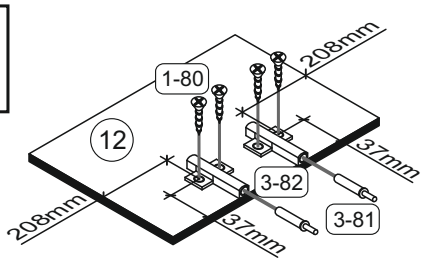

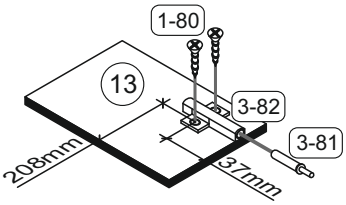

8

2-10	2
8x	

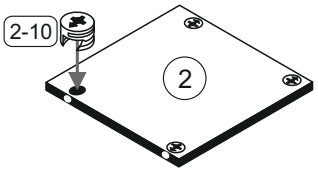

9

1-80	3,5x13	1-174	4,5x50
1x		12x	
8-50		21 22	
1x		23	

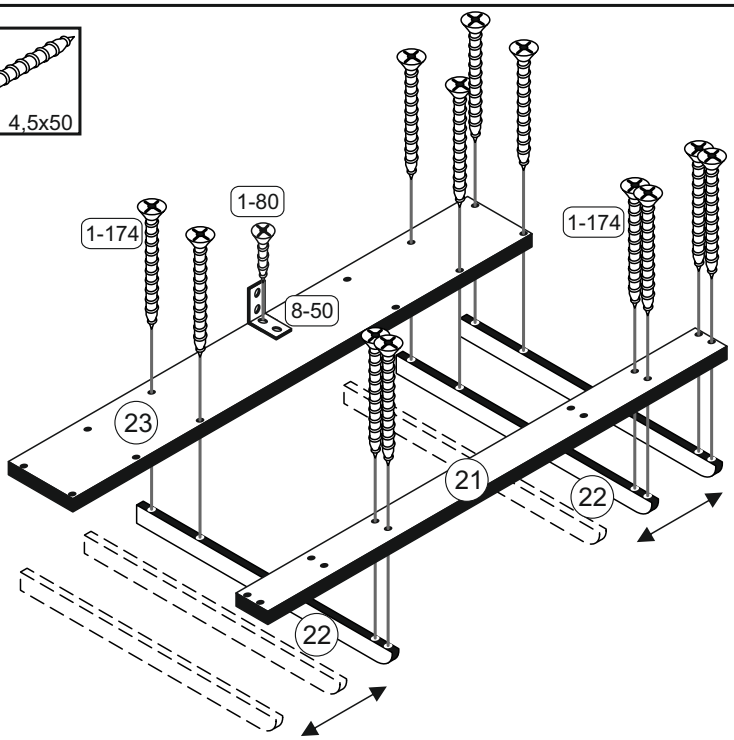

10

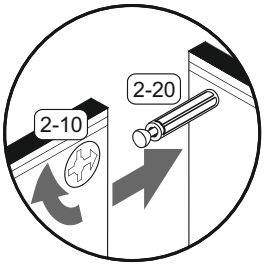

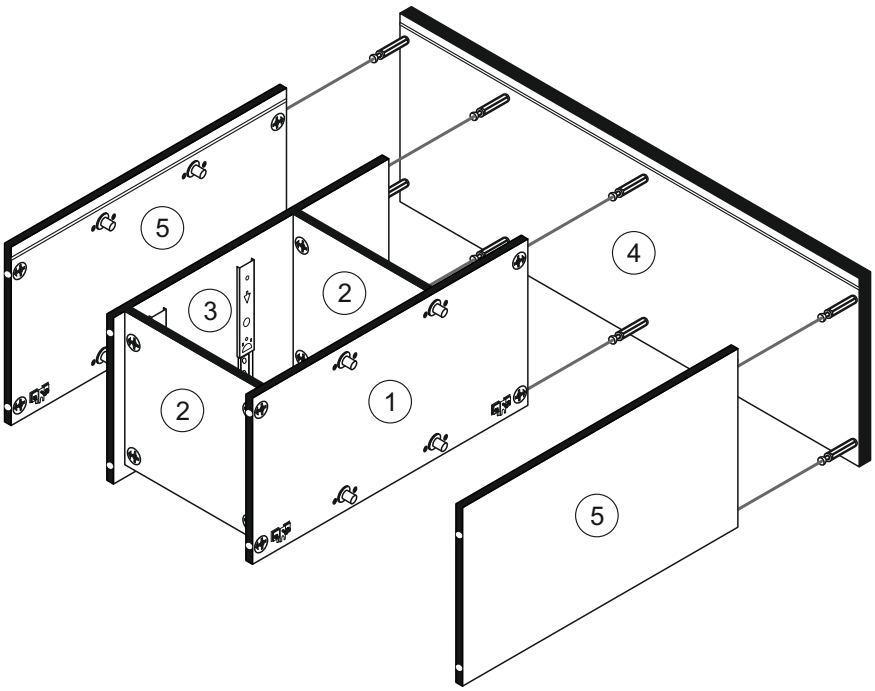

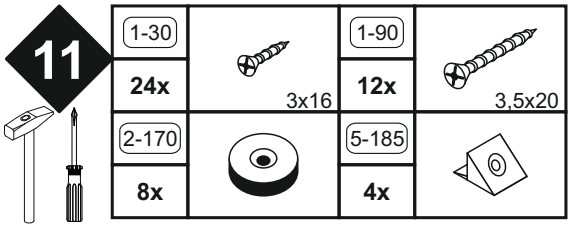

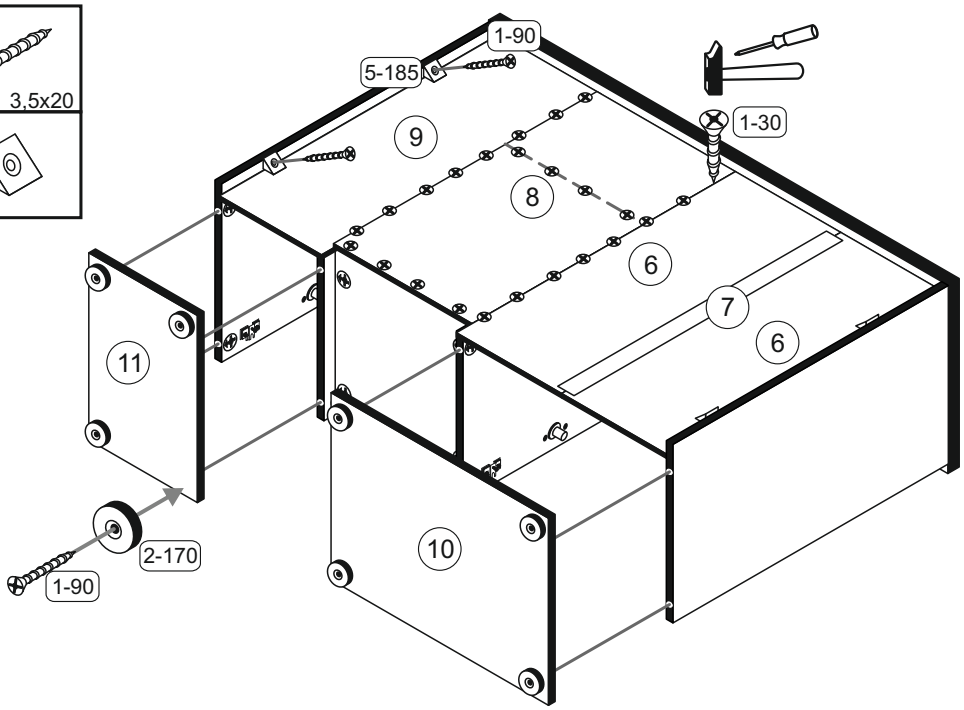

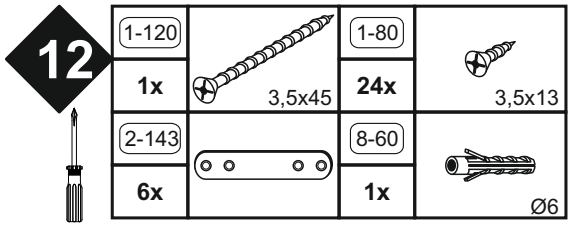

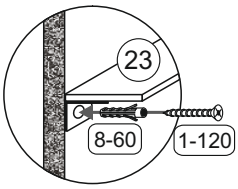

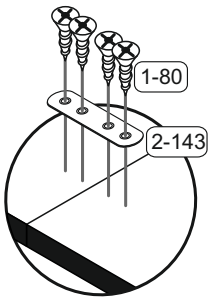

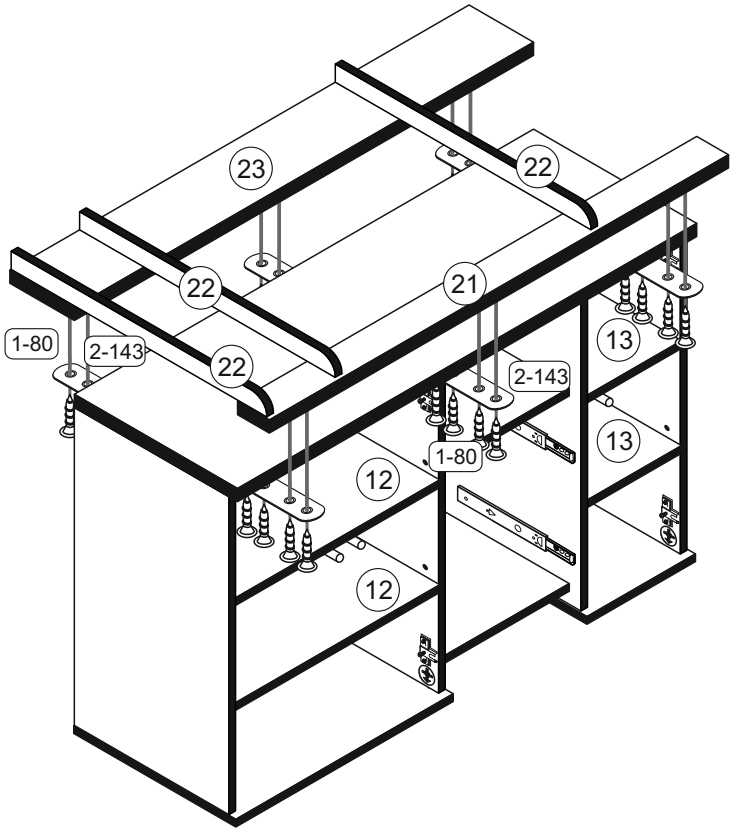

WARNHINWEISE

- **Achten Sie auf den festen Sitz der Verbindungselemente. Schrauben können sich lockern, wobei Klemmstellen entstehen, an denen sich Bekleidungsstücke (z.B. Kordeln, Schnullerbändchen, Halsketten, usw.) verhaken können. Das bedeutet Strangulierungsgefahr. Überprüfen Sie den festen Sitz aller Schrauben ca. 3 Wochen nach Aufstellung der Wickel-kommode und danach in regelmäßigen Abständen.**
- **Stellen Sie die Wickelkommode nicht in unmittelbarer Nähe von Hitzequellen (z.B. Öfen oder Heizgeräten, etc.) auf**
- **Lassen Sie Ihr Kind nie unbeaufsichtigt auf der Wickelkommode liegen.**
- **Die Wickelkommode ist mit dem beiliegenden Winkel an der Wand zu befestigen.**
- **Defekte Teile dürfen nicht in die Wickelkommode eingebaut werden. Wenden Sie sich an den Hersteller um ein Ersatzteil anzufordern.**

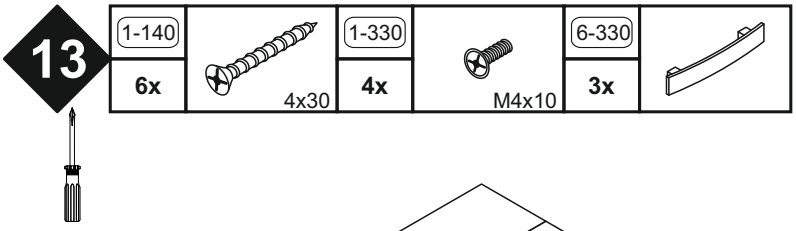

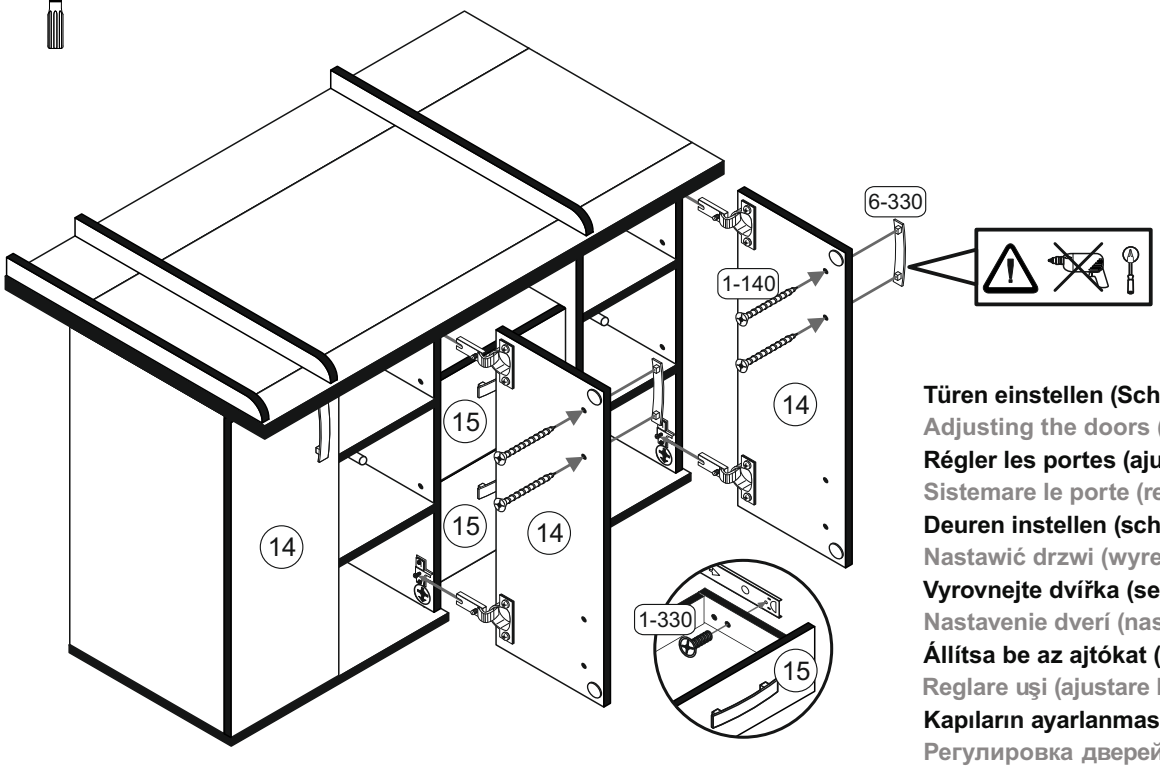

Türen einstellen (Scharniere justieren)
Adjusting the doors (adjusting the hinges)
Régler les portes (ajuster les charnières)
Sistemare le porte (regolare le cerniere)
Deuren instellen (scharnieren afstellen)
Nastawić drzwi (wyregulować zawiasy)
Vyrovnejte dvířka (seřiďte závěsy)
Nastavenie dverí (nastavenie závesov)
Állítsa be az ajtókat (állítsa be a zsanérokat)
Reglare uşi (ajustare balamale)
Kapıların ayarlanması (menteşelerin seviye ayarı)
Регулировка дверей (регулировка шарнира)



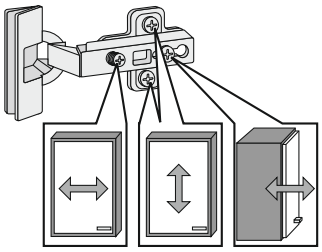

Achtung • Attention • Attenzione • Opgelet • Uwaga • Pozor • Figyelem • Atenţie • Dikkat • Внимание

D	Wandbefestigung dient als Kippschutz - unbedingt anbringen! Bei einigen Wandtypen kann ein Spezialdübel erforderlich sein!
GB	The wall fastening serves to prevent tipping - be absolutely sure to mount it! For certain wall types, a special wall plug may be necessary!
FR	La fixation murale sert de protection contre le basculement – à installer impérativement ! Pour certains types de murs il faut des chevilles spéciales !
TR	Duvardaki sabitleme, devrilmeye karş› bir emniyet tedbiridir ve mutlaka monte edilmelidir! Baz› duvar tiplerinde bunun için özel bir dübel gerekli olabilir!
IT	Il fissaggio alla parete serve da protezione anti-ribaltamento – attaccarla assolutamente! Per alcune strutture di parete può essere necessario un tassello speciale!
NL	Bevestiging aan de muur dient als kantelbescherming – zeker en vast bevestigen! Bij enkele muurtypes is een speciale plug misschien vereist!
RU	Обязательно установите крепление на стене во избежание опрокидывания! Для некоторых типов стен может потребоваться специальный дюбель!
CZ	Montáž na stěnu slouží jako ochrana proti převrhnutí – bezpodmínečně umístěte! U některých typů stěn může být zapotřebí speciální hmoždinka!
HU	A terméket a falhoz kel rögzíteni, különben az felborulhat! Egyes faltípusoknál speciális tiplit kell használni!
RO	Sistemul de fixare la perete serveşte ca protecţie la răsturnare - de montat obligatoriu! Pentru unele tipuri de pereţi este posibil să fie necesar un diblu special!
PL	Mocowanie do ściany jest jednocześnie zabezpieczeniem przed przewróceniem – koniecznie zamontować ! Do niektórych rodzajów ścian koniecznie zastosować specjalne kołki mocujące.
SK	Upevnenie na stenu slúži ako ochrana proti prevráteniu – bezpodmienečne použite! Pre niektoré druhy stien môže byť potrebná špeciálna hmoždinka!