

20 MIN

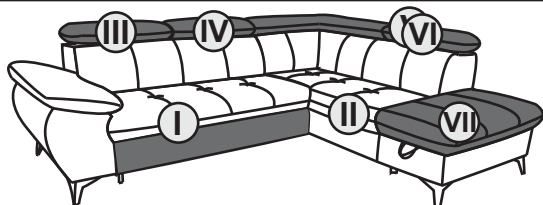
2 X



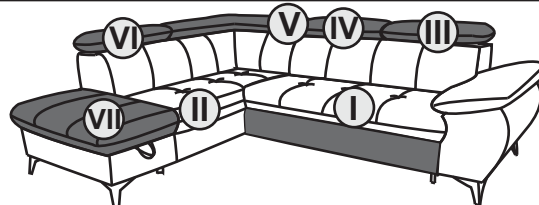
- (D) AUFBAUANLEITUNG
- (NL) HANDLEIDING VOOR DE MONTAGE
- (TR) MONTAJ TALIMATI
- (RO) INSTRUCIUNI DE ASAMBLARE
- (F) INSTRUCTION D'ASSEMBLAGE
- (CZ) POKYNY K MONTÁŽI
- (BG) ИНСТРУКЦИИ ЗА МОНТАЖ
- (HR) UPUTSTVA ZA MONTAŽU

- (GB) ASSEMBLY INSTRUCTIONS
- (PL) INSTRUKCJA MONTAŻU
- (RU) Инструкция по монтажу
- (I) PROCEDURA DI ASSEMBLAGGIO
- (SK) POKYNY K MONTÁŽI
- (HU) ÖSSZESZERELÉSI ÚTMUTATÓ
- (SLO) NAVODILA ZA MONTAŽO
- (S) MONTERINGSANVISNING
- (LT) DIEGIMO INSTRUKCIJOS
- (E) INSTRUCCIONES DE MONTAJE

MODEL "GISELE/ALLY"

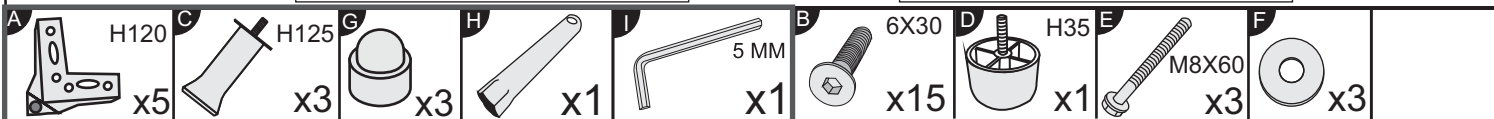


2.5F-OTM/BK KLEIN




OTM/BK KLEIN-2.5F

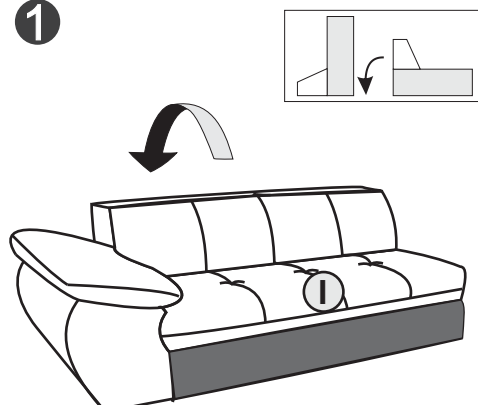
1/3

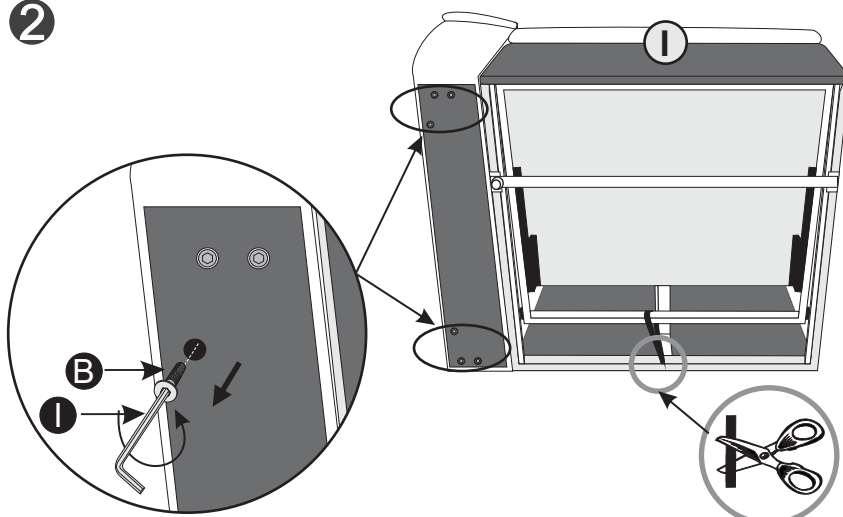


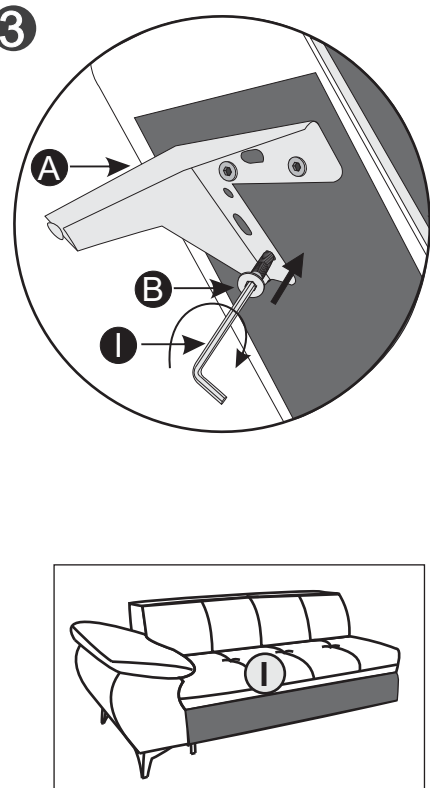
hardware bag/sachet matériel/zubehörbeutel/sachetti materiale/bolsa de materiales/worek materiałowy


pre-assembled/ pre assemble/vormontiert/premontato/wstępnie/zamontowane





1 


2 

3 

PENSEZ AU TRI!  ENSEMBLE REDUONS L'IMPACT ENVIRONNEMENTAL DES EMBALLAGES

ÉLÉMENTS BOIS PLASTIQUE  A JETER

ÉLÉMENTS METAL CARTON PAPIER  A RECYCLER



CONSIGNE POUVANT VARIER LOCALEMENT > WWW.CONSIGNESDETRIFR

20 MIN

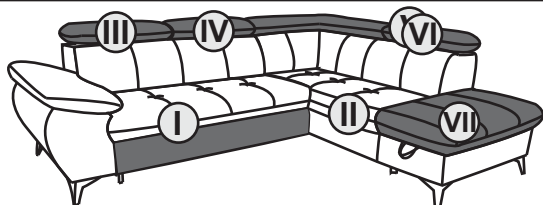
2 X



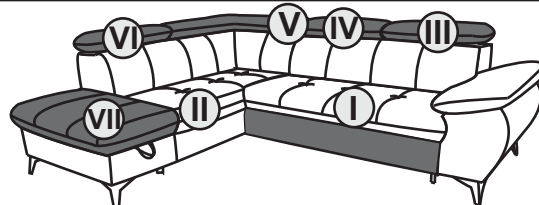
(D) AUFBAUANLEITUNG
 (NL) HANDLEIDING VOOR DE MONTAGE
 (TR) MONTAJ TALIMATI
 (RO) INSTRUCTIUNI DE ASAMBLARE
 (F) INSTRUCTION D'ASSEMBLAGE
 (CZ) POKYNY K MONTÁŽI
 (BG) ИНСТРУКЦИИ ЗА МОНТАЖ
 (HR) UPUTSTVA ZA MONTAŽU

(GB) ASSEMBLY INSTRUCTIONS
 (PL) INSTRUKCJA MONTAŻU
 (RU) Инструкция по монтажу
 (I) PROCEDURA DI ASSEMBLAGGIO
 (SK) POKYNY K MONTÁŽI
 (HU) ÖSSZESZERELÉSI ÚTMUTATÓ
 (SLO) NAVODILA ZA MONTAŽO
 (S) MONTERINGSANVISNING
 (LT) DIEGIMO INSTRUKCIJOS
 (E) INSTRUCCIONES DE MONTAJE

MODEL "GISELE/ALLY"


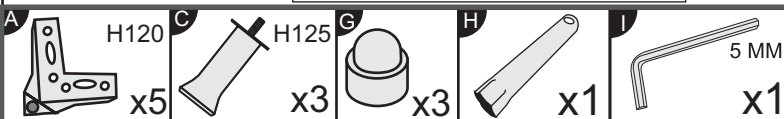


2.5F-OTM/BK KLEIN



OTM/BK KLEIN-2.5F

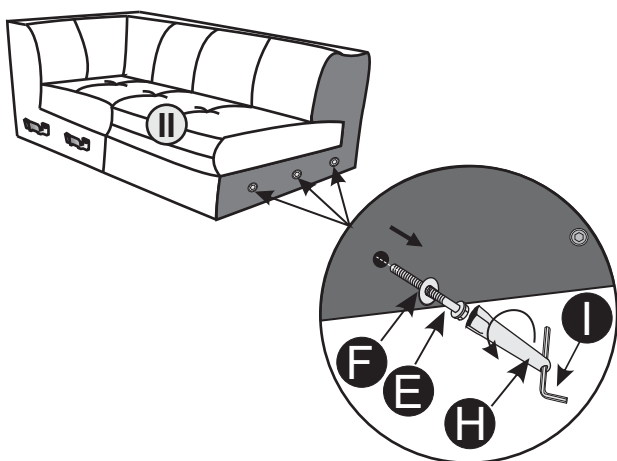
2/3



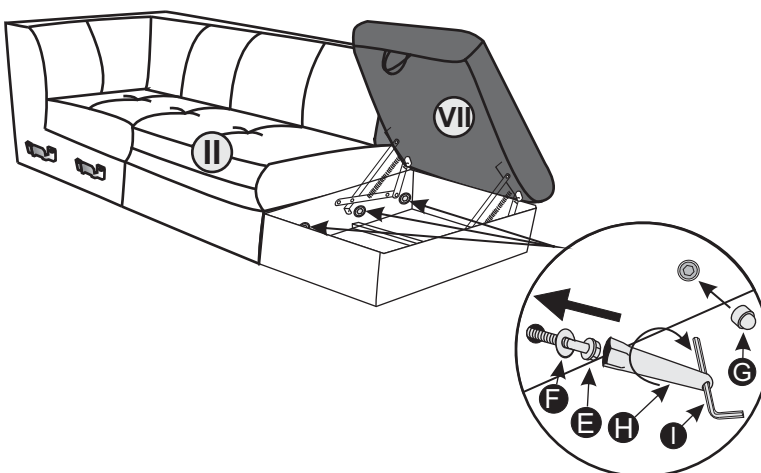
hardware bag/sachet matériel/zubehörbeutel/sachetti materiale/bolsa de materiales/worek materiałowy

pre-assembled/ pre assemble/vormontiert/premontato/wstępnie/zamontowane

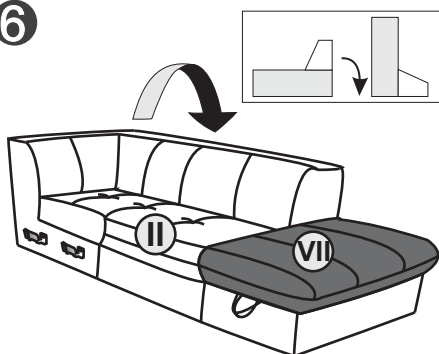
4



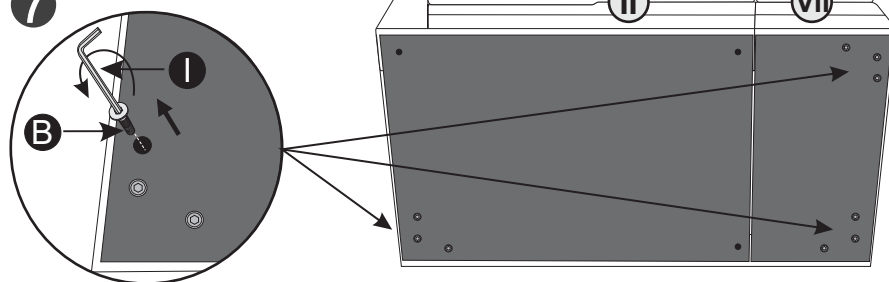
5



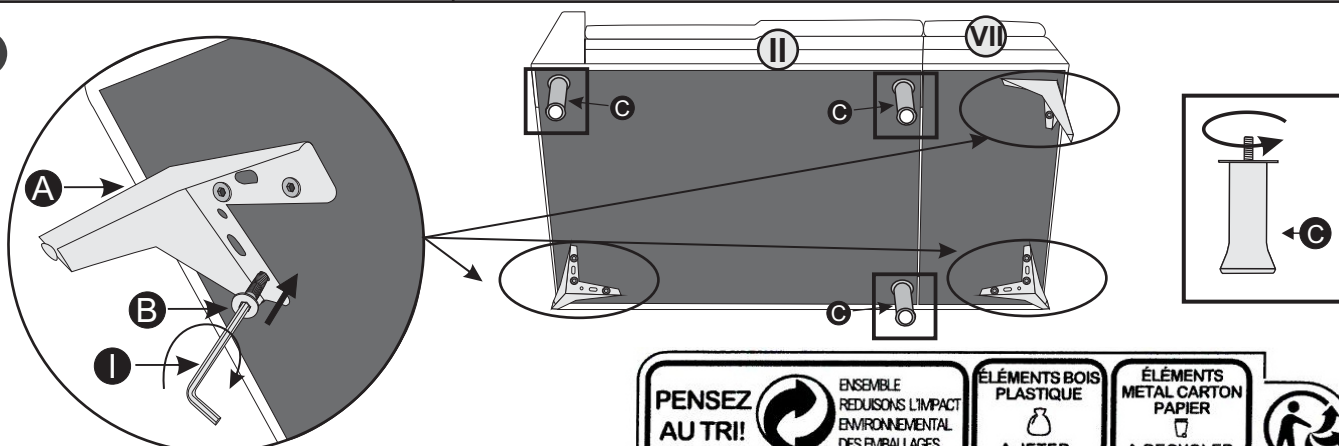
6



7



8

PENSEZ
AU TRI!ENSEMBLE
REDUISONS L'IMPACT
ENVIRONNEMENTAL
DES EMBALLAGESÉLÉMENTS BOIS
PLASTIQUE
A JETERÉLÉMENTS METAL
CARTON
PAPIER
A RECYCLER

20 MIN

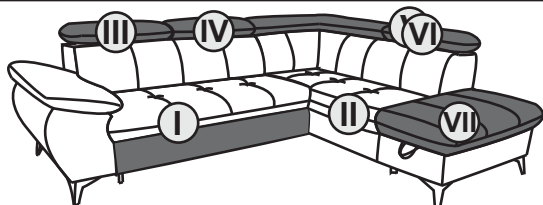
2 X



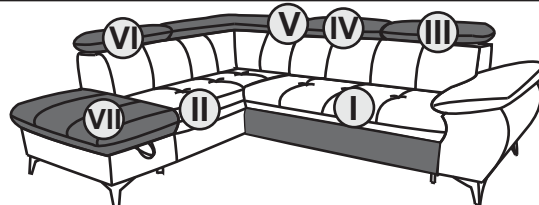
- (D) AUFBAUANLEITUNG
- (NL) HANDLEIDING VOOR DE MONTAGE
- (TR) MONTAJ TALIMATI
- (RO) INSTRUCIUNI DE ASAMBLARE
- (F) INSTRUCTION D'ASSEMBLAGE
- (CZ) POKYNY K MONTÁŽI
- (BG) ИНСТРУКЦИИ ЗА МОНТАЖ
- (HR) UPUTSTVA ZA MONTAŽU

- (GB) ASSEMBLY INSTRUCTIONS
- (PL) INSTRUKCJA MONTAŻU
- (RU) Инструкция по монтажу
- (I) PROCEDURA DI ASSEMBLAGGIO
- (SK) POKYNY K MONTÁŽI
- (HU) ÖSSZESZERELÉSI ÚTMUTATÓ
- (SLO) NAVODILA ZA MONTAŽO
- (S) MONTERINGSANVISNING
- (LT) DIEGIMO INSTRUKCIJOS
- (E) INSTRUCCIONES DE MONTAJE

MODEL "GISELE/ALLY"



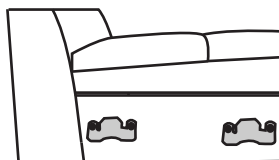

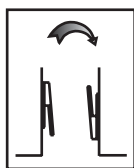

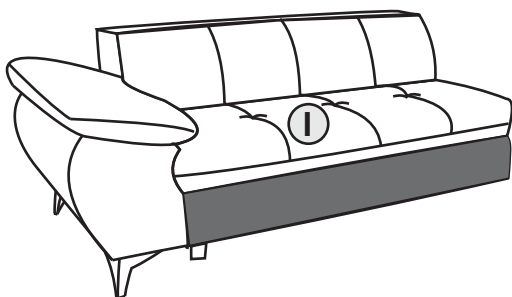
2.5F-OTM/BK KLEIN



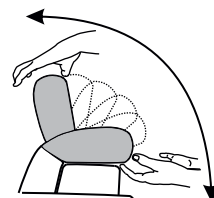
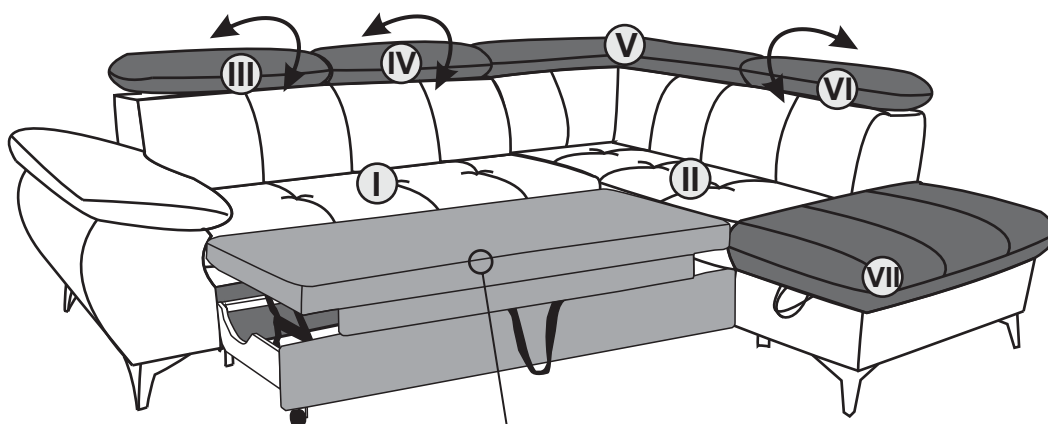
OTM/BK KLEIN-2.5F

3/3

9



10

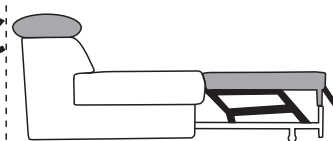
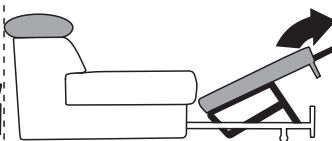
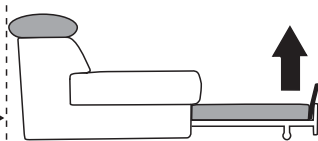



1/4

2/4

3/4

4/4



PENSEZ AU TRI! ENSEMBLE REDUONS L'IMPACT ENVIRONNEMENTAL DES EMBALLAGES

ÉLÉMENTS BOIS PLASTIQUE A JETER

ÉLÉMENTS METAL CARTON PAPIER A RECYCLER