














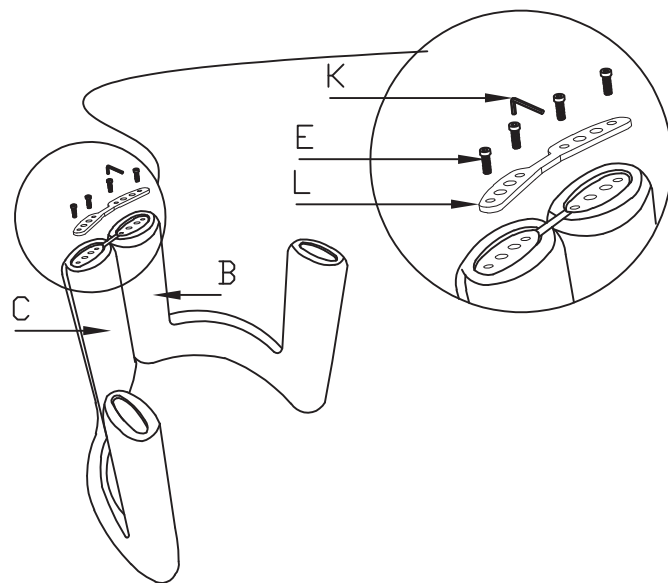


Chair Maro

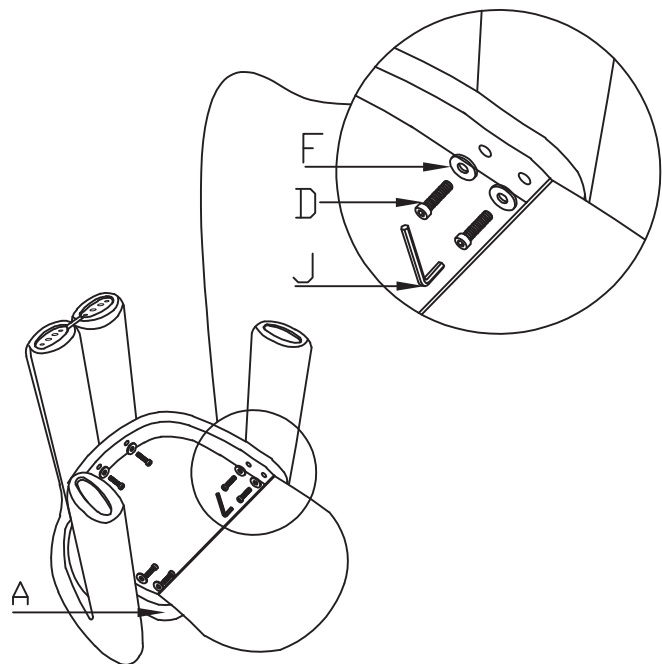
ASSEMBLY INSTRUCTION

A	B	C	D	E	F	G	H	I
								
x1	x1	x1	M8x30 x6	M6x20 x12	x6	x1	x1	x2
J	K	L	Spare Parts	Spare Parts	Spare Parts			
								
x1	x1	x1	M8x30 x1	M6x20 x1	x1			

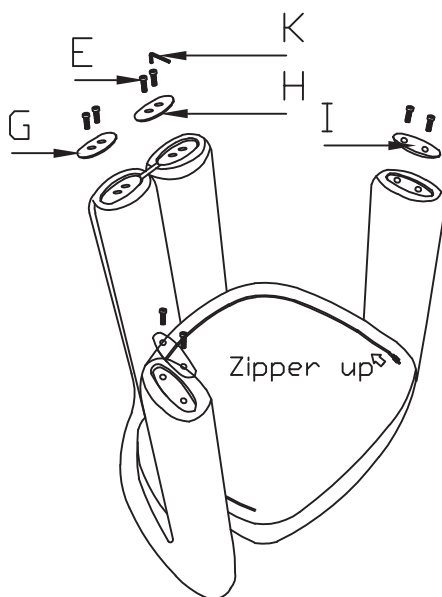
STEP 1



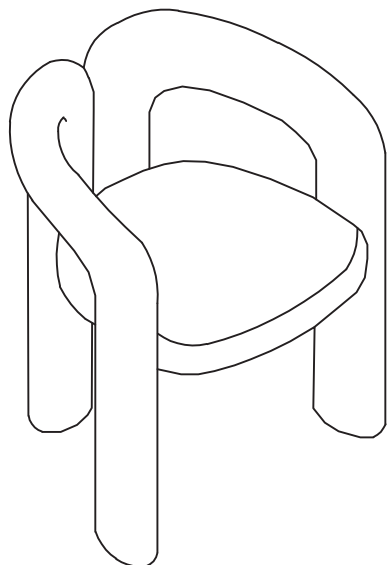
STEP 2



STEP 3



STEP 4



Please ensure that when returning these goods, each part of the original packaging is reused. This is essential to prevent damage. Your careful handling of the packaging contributes to a safe return shipment and ensures that the furniture arrives in optimal condition with us. Thank you for your cooperation!