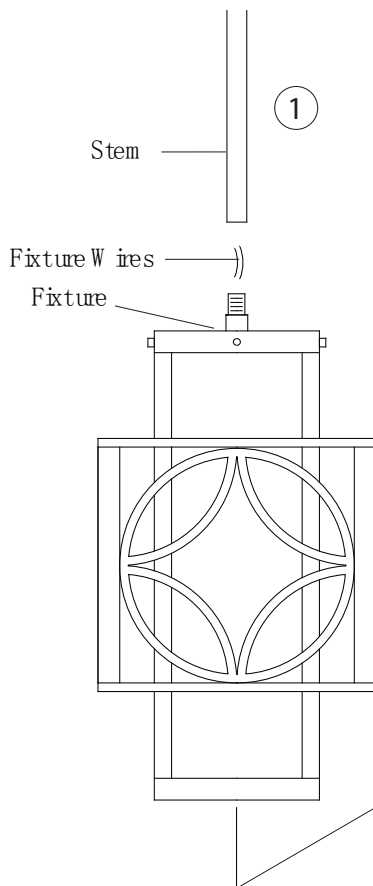
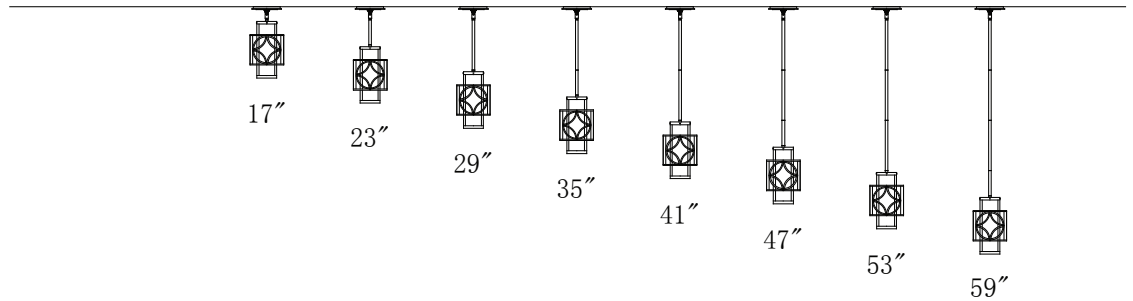


Assembly Instructions For

P1179



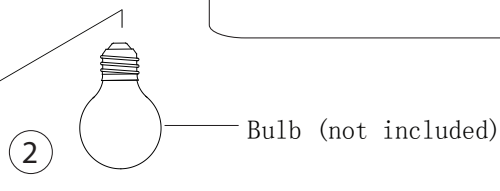
11/12



IMPORTANT
TURN OFF THE POWER AT THE MAIN FUSE OR
CIRCUIT BREAKER BOX
BEFORE STARTING INSTALLATION

Carefully unpack and identify all parts before assembly. Bulb not included.

1. Follow enclosed supplement installation instructions for electrical and fixture installation onto house ceiling.
2. Install light bulb (not included). See relamping label at socket area for type and maximum allowed wattage.



FEISS®

EST. 1955

GENERATION
BRANDS™ 