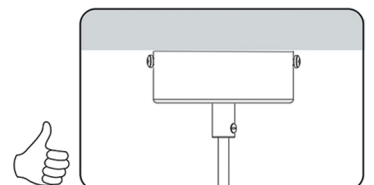
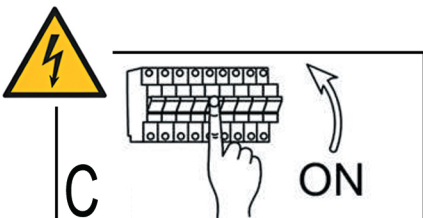
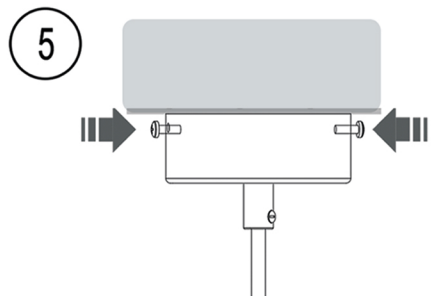
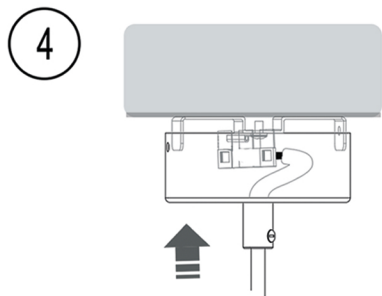
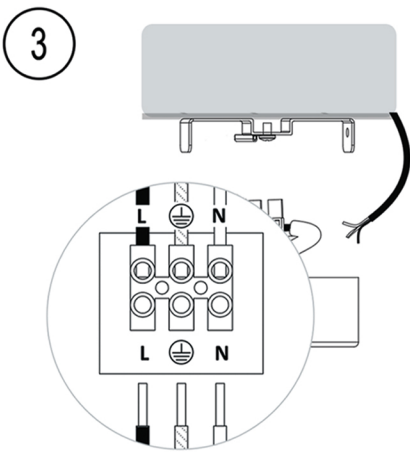
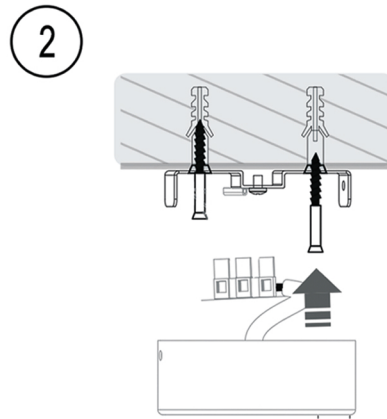
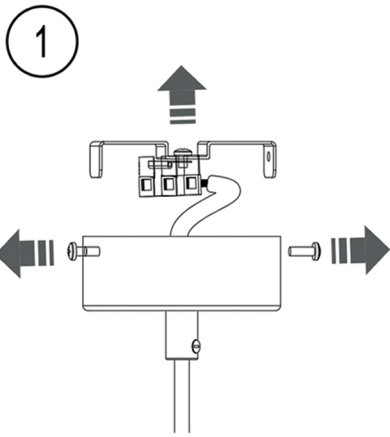


B



# OVELLA

W-KM 1369/1 SAND

**HELAM**  
lighting



1XE27 MAX 15W LED / 230V - 50Hz

Material: Metall / Material: Metal

Farbe: Sand / Colour: Sand

Abmessungen / Dimensions: 360mm x 360mm x 1100mm

Gewicht / Weight: 1,0kg



**IP20**



**CE**



W-KM 1369/1 SAND