TINA BASTOOL

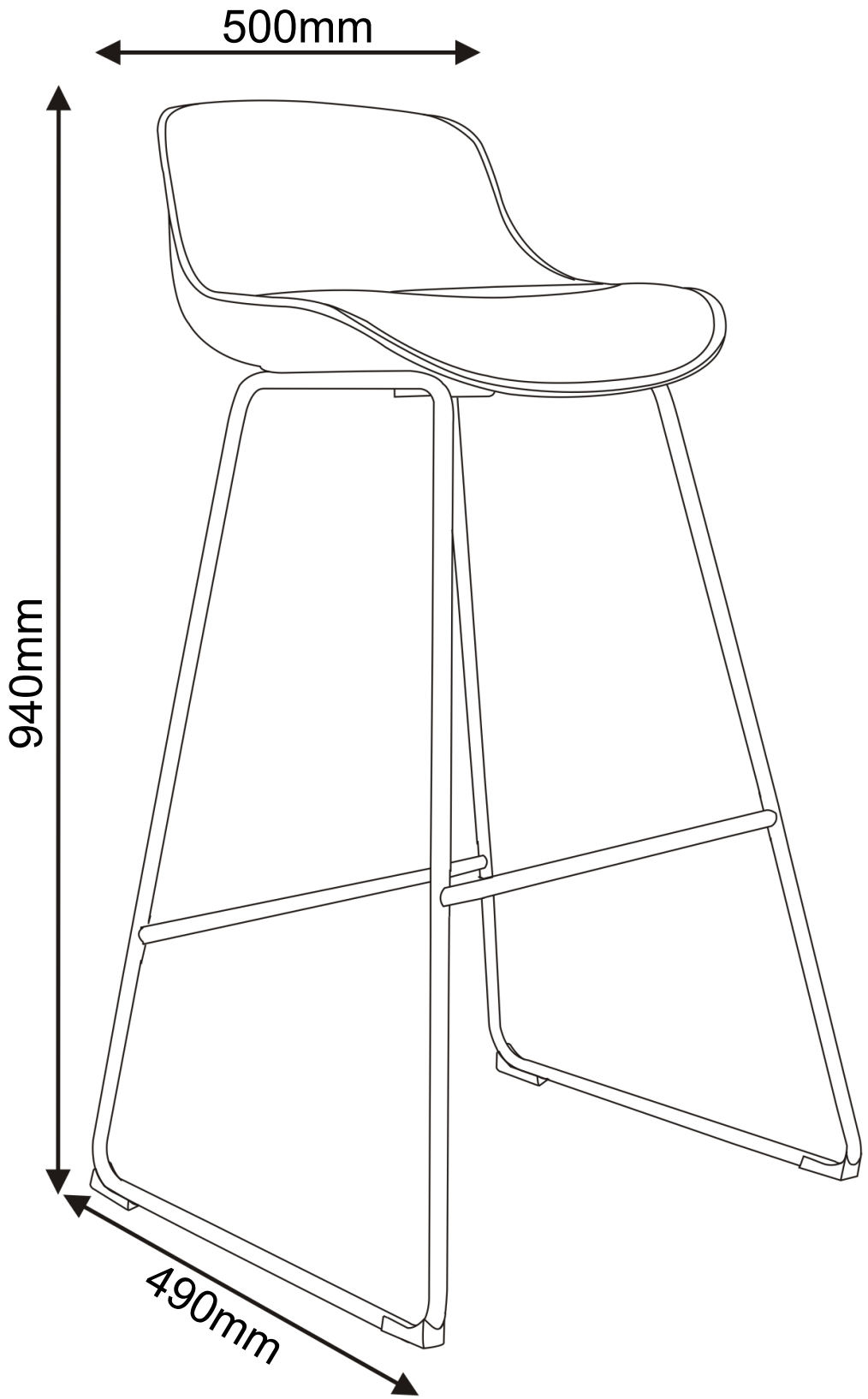

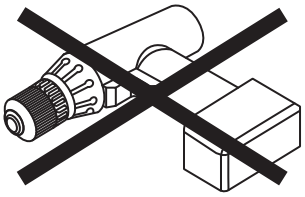

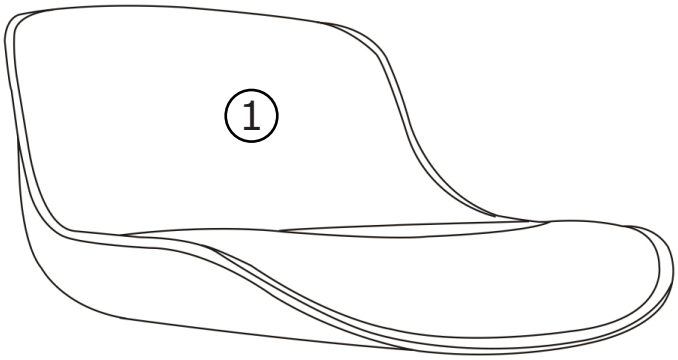
1

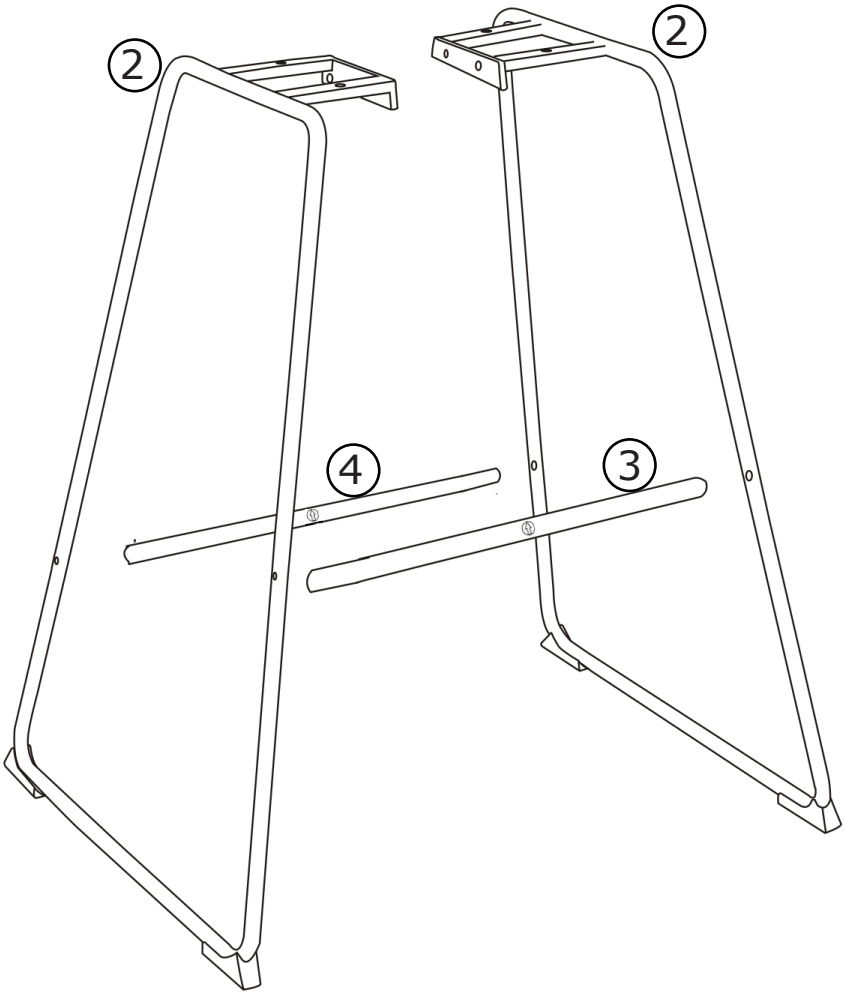
2
2
4
3

Fittings & Tools

①

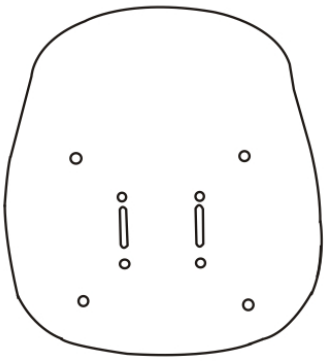

410×430×260mm

②×2

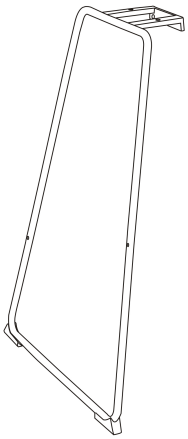

250×700×500mm

③×1

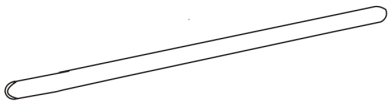

φ15×355mm

④×1



φ15×395mm

A×4 M6×25mm	B×2 M6×12mm	C×1 M6	D×4 M6×30mm
E×1 M5	F×4 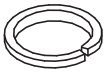 φ10*φ6*2mm	G×4 φ16*φ6*1mm	

1

D×4	E×1				

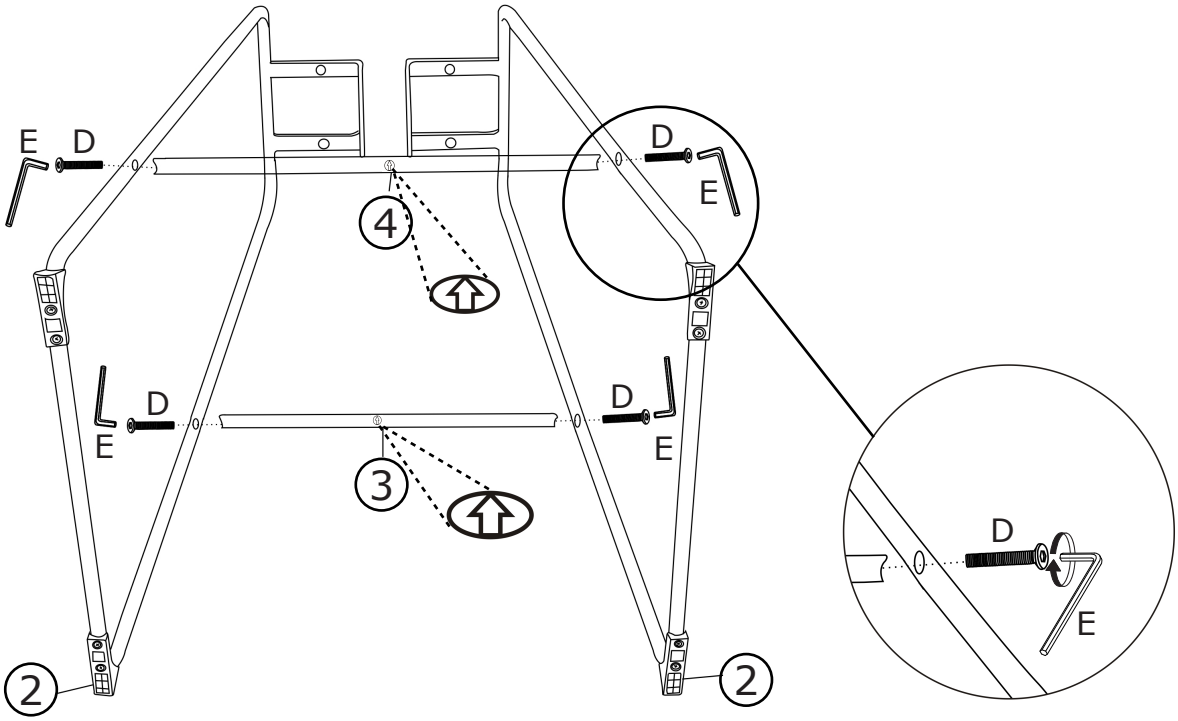

2

B×2	C×1			

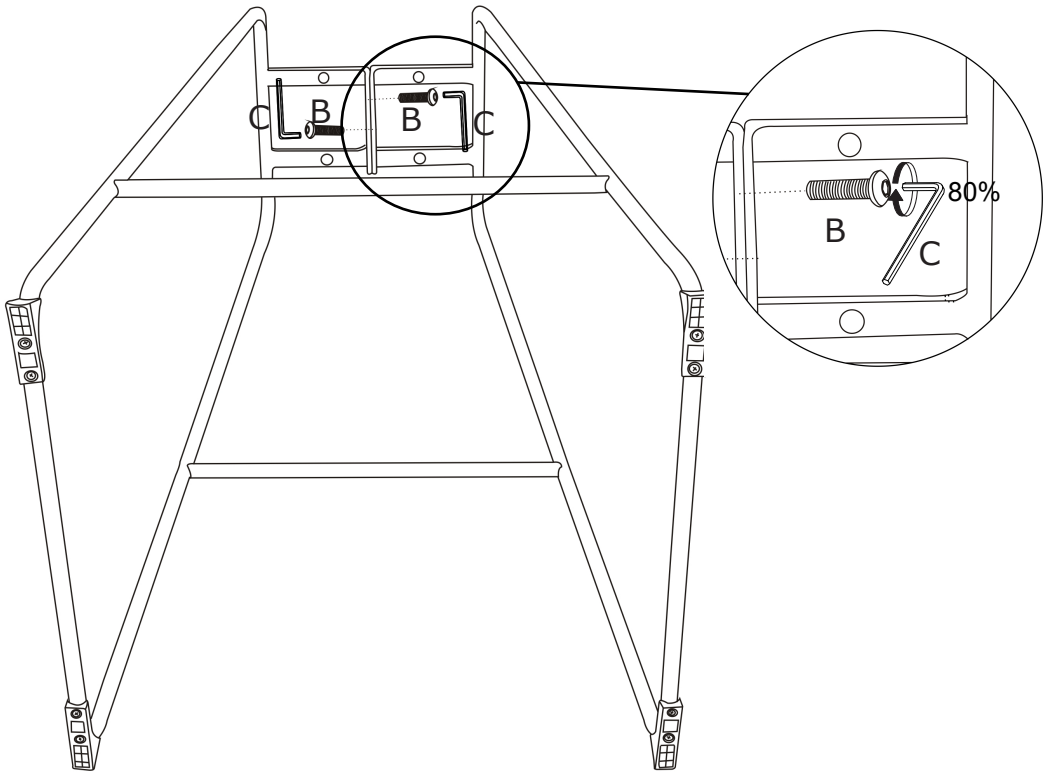

3

A×4	E×1	F×4	G×4		

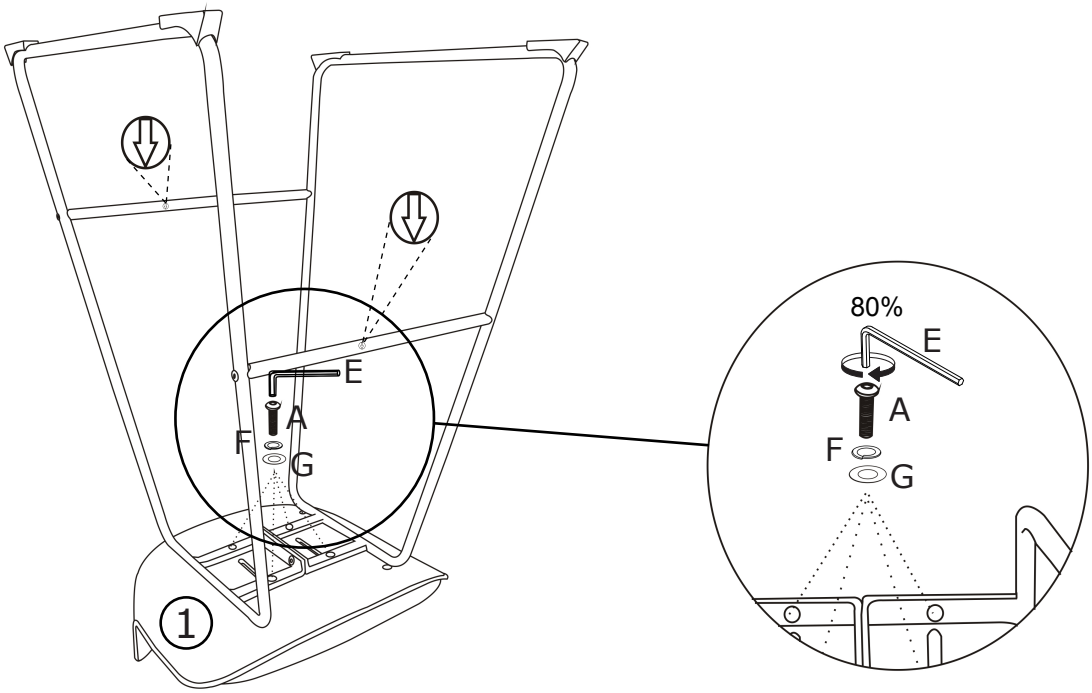

4

C×1					

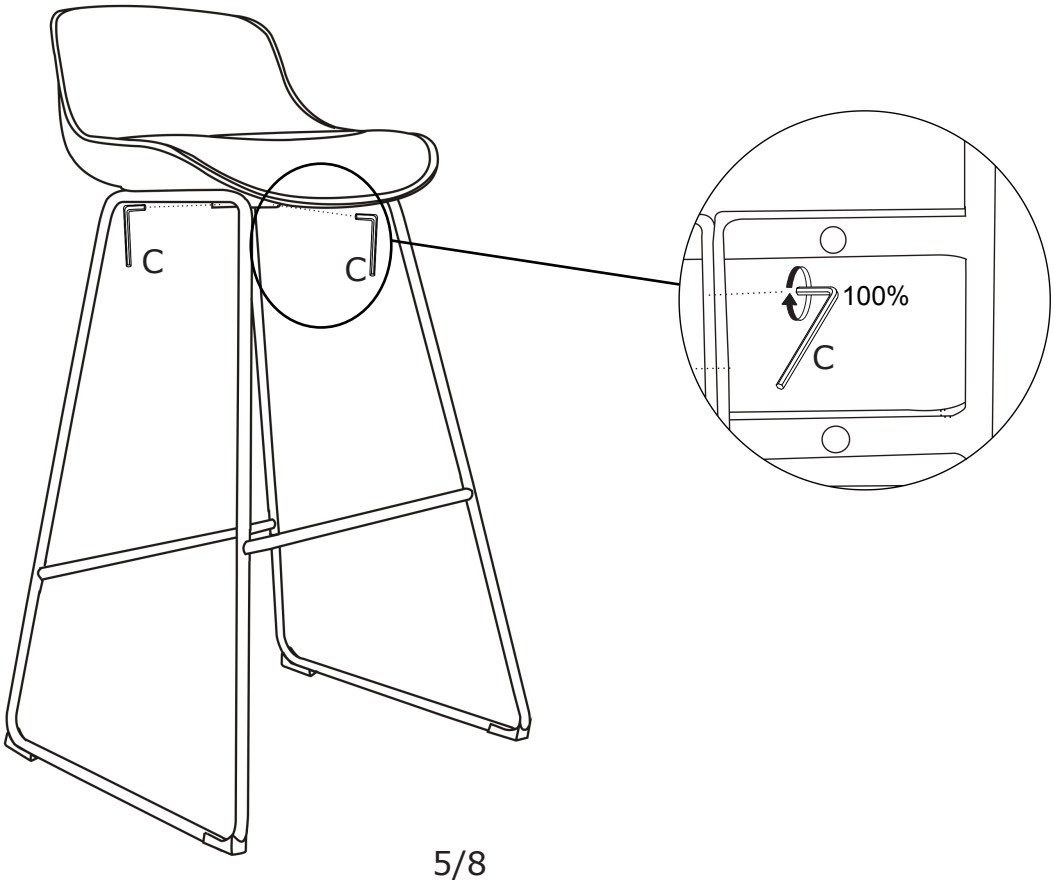

5

E×1					

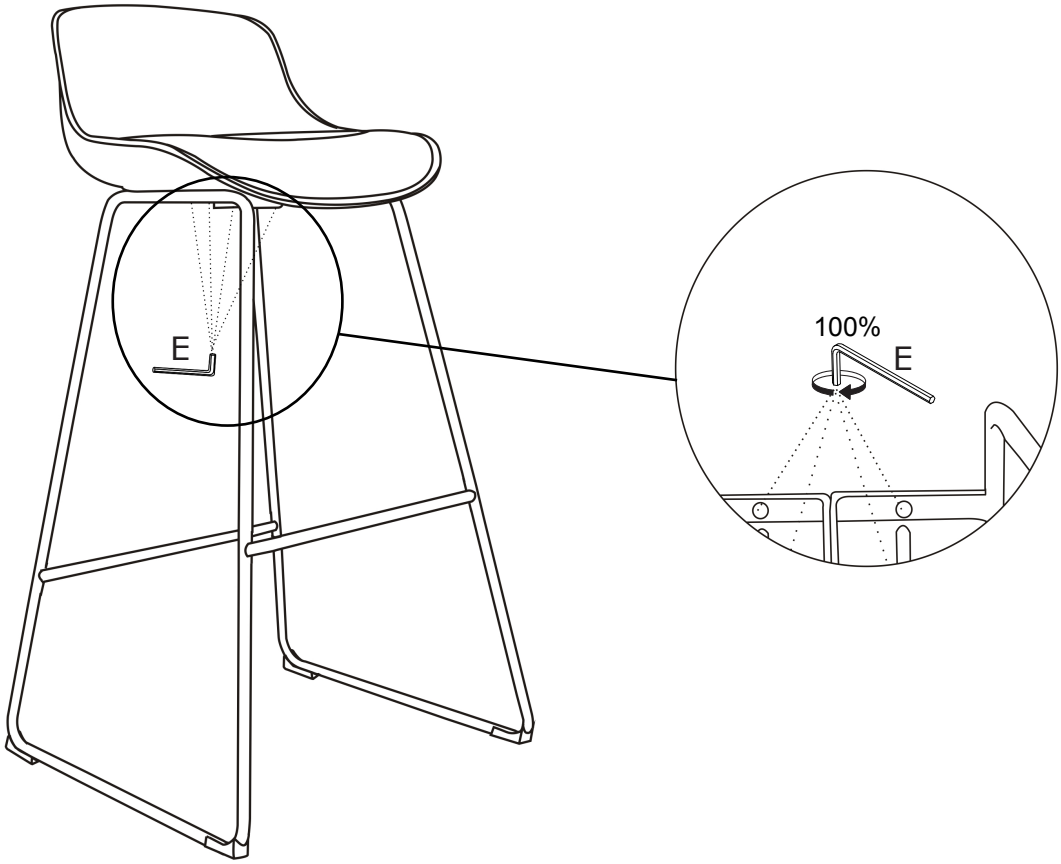


MAX
130kgs



DANSK – OBS. Vær venligst opmærksom på at det kan være nødvendigt at monterer eller udskifte beskyttelsefødder som sikre at underlaget ikke beskadiges. Kontakt venligst din møbelforhandler for yderligere oplysninger.

ENGLISH – ATTENTION. Please note that it might be nessecary to fit or replace the protective caps to ensure that the flooring is not damaged. Please contact your furniture supplier for futher information.

DEUTSCH – BITTE BEMERKEN. Ditte beachten Sie, dass es notwendig sein könnte, die Schulzfüße zu montieren oder auszutauschen um sicherzugehen, dass der Untergrund nicht beschädigt wird. Für weitere information kontaktieren Sie bitte Ihren Möbelhändler.

ESPAÑOL – ATENCiÒN. Tenga en cuenta que puede ser necesario instalar o sustiuir tacos de protecciòn para asegurar quye la superficie no sea dañada. Pòngase en contacto con su distribudior de muebles para màs detalles.

PORTOGUÊS – ATENÇÃO. Tenha em atenção que poderá ser necessário colocar ou substituir as tampas de proteção para garantir que o piso não é danificado. Contacte o seu fornecedor de mobiliário para obter mais informações

SLOVENŠČINA – POZOR. Upoštevajte, da boste morda morali namestiti ali zamenjati zaščitne čepke, da preprečite poškodovanje tal. Za več informacij se obrnite na dobavitelja pohištva.

SVENSKA – OBS! Observera att kan det bli nödvändigt att montera eller ersätta skyddsfötter för att inte underlaget ska skadas. Kontakta din möbelleverantör för mer information.

FRANÇAIS – AVIS IMPORTANT. Merci de noter qu´il peut être nécessaire d´installer ou remplacer des embouts pour éviter endommager le plancher. Pour des reseignements supplémentaire contactez votre magasin de meubles.

NORSK – ADVARSEL. Vær oppmerksom på at det kan være nødvendig å montere eller skifte beskyttelsesknotter for å unngå skade på gulvet. Kontakt møbelforhandleren for ytterligere informasjon

SUOMI – HUOMAA. Huomaa, että lattian vaurioitumisen estämiseksi voi olla tarpeen asentaa tai vaihtaa suojatulpat. Lisätietoja saat ottamalla yhteyttä huonekalujen toimittajaan

NEDERLANDS – LET OP. U moet mogelijk beschermdoppen aanbrengen of de huidige vervangen om ervoor te zorgen dat de vloer niet beschadigd raakt. Voor meer informatie kunt u contact opnemen met de leverancier van uw meubel.

ITALIANO – ATTENZIONE. Potrebbe essere necessario montare o sostituire le custodie di protezione in modo da non danneggiare la pavimentazione. Contattate il vostro fornitore di mobili per maggiori informazioni

ČEŠTINA – POZOR. Pravděpodobně bude nutné nasadit nebo vyměnit ochranné krytky, aby nedošlo k poškození podlahové krytiny. Další informace získáte od dodavatele nábytku.

POLSKI – UWAGA. Proszę pamiętać, że może być konieczne założenie lub wymiana nasadek ochronnych w celu ochrony powierzchni podłogi przed uszkodzeniem. Skontaktuj się ze swoim dostawcą mebli, aby uzyskać więcej informacji.

SLOVENSKÍ – POZOR – Upozorňujeme, že na ochranu podláh pred poškodením môže byť nevyhnutné nasadiť alebo vymeniť ochranné koncovky. Ďalšie informácie vám poskytne váš dodávateľ nábytku

MAGYAR – FIGYELEM! A padló sérülésének megelőzése érdekében védősapkák felhelyezésére vagy cseréjére lehet szükség. További információkkal a bútor szállítója szolgálhat.

TÜRKÇE – DİKKAT. Zemin kaplamasının zarar görmemesini sağlamak için koruyucu kapak takmak veya kapakları değiştirmek gerebilir. Daha fazla bilgi için lütfen mobilya tedarikçiniz ile iletişime geçin

РУССКИЙ - ВНИМАНИЕ. Во избежание повреждений напольного покрытия может потребоваться подгонка или замена защитных колпачков. Свяжитесь с вашим продавцом мебели для получения дополнительной информации

ROMÂNA – ATENȚIE. Rețineți faptul că ar putea fi necesară ajustarea sau înlocuirea capacelor de protecție pentru a evita deteriorarea podelei. Pentru informații suplimentare, contactați furnizorul de mobilier.

INDONESIAN – PERHATIAN. Harap dicatat bahwa mungkin perlu untuk memasang atau mengganti tutup pelindung untuk memastikan bahwa lantai tidak rusak. Silahkan hubungi pemasok furnitur Anda untuk informasi lebih lanjut.