








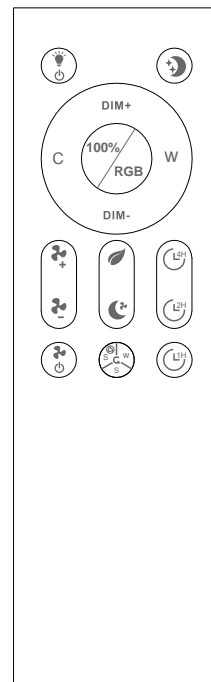


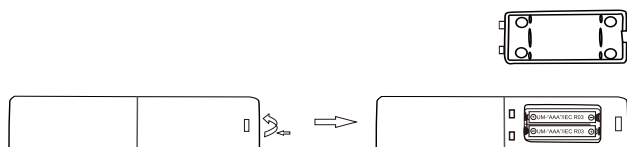
Operation with the Remote Control Unit:

	ON/OFF for Lamp	
	Switch on LED to 10% & Warm color	
c / w	Lighting mode (Cold/Warm)	
DIM+ / DIM-	brightness + / brightness -	
	CCT lamp , 100% brightness CCT+RGB lamp , Switch to RGB mode	
	wind speed + / wind speed -	
	ON/OFF for Fan	
	Natural mode for fan	
	Sleep mode for fan	
	Active Guide wheel	1. Summer mode, Guide wheel on; 2. Summer mode, Guide wheel off; 3. Winter ventilation mode
	Without Active Guide wheel	1. Summer cooling mode 2. Winter ventilation mode
	Timing function (1Hour, 2Hour, 4Hour) for fan	



- When the LED module is fixed by rivet, the light source of this luminaire is not replaceable; when the light source reaches its end of life the whole luminaire shall be replaced.

REPLACING THE BATTERY IN THE REMOTE CONTROL



WARNING! Children are at risk of injury! If the batteries are handled by children or adults unable to assess the risk, they run the risk of injury, which could even be life-threatening.

- Do not leave batteries lying around. There is a risk that children or pets might swallow them. Seek medical assistance immediately if the occurs.
- Batteries must not be exposed to excessive temperatures, such as arise in direct sunlight, in a fire or an oven to avoid explosion.
- Make sure that the batteries are not shortcircuited. Furthermore, they must not be charged. There is an explosion risk.

Do not throw batteries into household waste!



Used batteries must not be disposed of through household garbage, since they might contain toxic elements and heavy metals that can be harmful to the environment and human health. Return empty batteries to an appropriate recycling facility.