
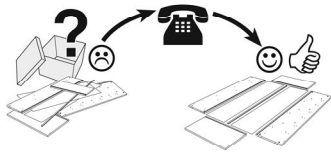



Montageanleitung

WOHNLING®

Möbel zum Wohlfühlen

WL1.323/WL1.463



		<p>E</p>  <p>4x</p> <p>M8*35 mm</p>	<p>F</p>  <p>4x</p> <p>M8</p>	<p>G</p> 
--	--	--	--	--

