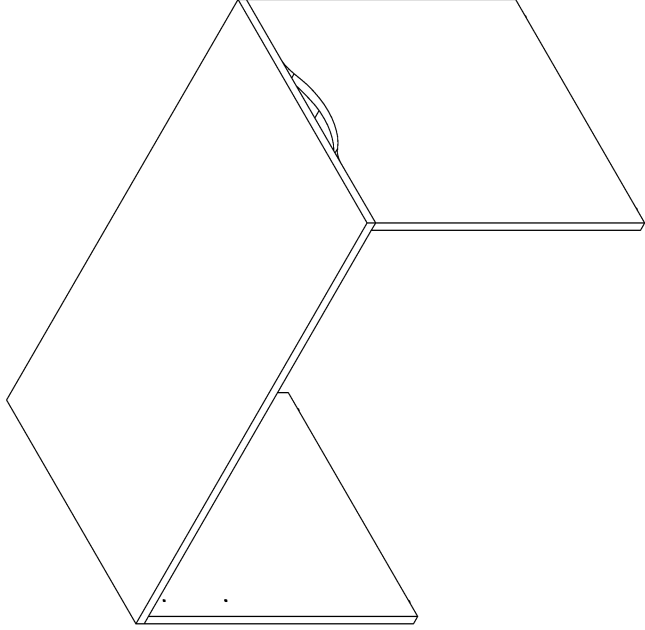


**röhr**

Röhr-Bush GmbH & Co. KG  
 Dammstraße 32  
 33397 Rietberg  
 Germany  
 Fon +49 (0) 2944 981 198  
 Fax +49 (0) 2944 981 310

## Schreibtisch A04246.01

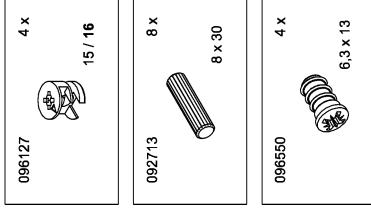


Bitte unbedingt lesen. Bei Nichtbeachtung können wir keine Gewährleistung übernehmen!  
 Bitte bewahren Sie diese Montageanleitung für die Produktkennung (Produktsicherheitsgesetz) und für evtl. spätere Rückfragen (wie z. B. Demontage) auf.  
 Bei Weitergabe bzw. Übergabe des Artikels übergeben Sie auch diese Montageanleitung.  
 Attention! It is essential to read this. In case of non-compliance we cannot accept any liability.  
 Please retain this assembly instruction for product identification and all future references e.g. disassembly.


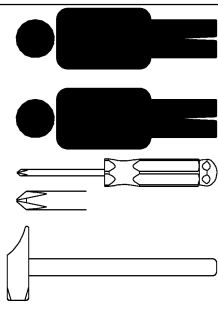
With all transfers or deliveries of this item this assembly instruction should always be forwarded.  
 0230123

**röhr**

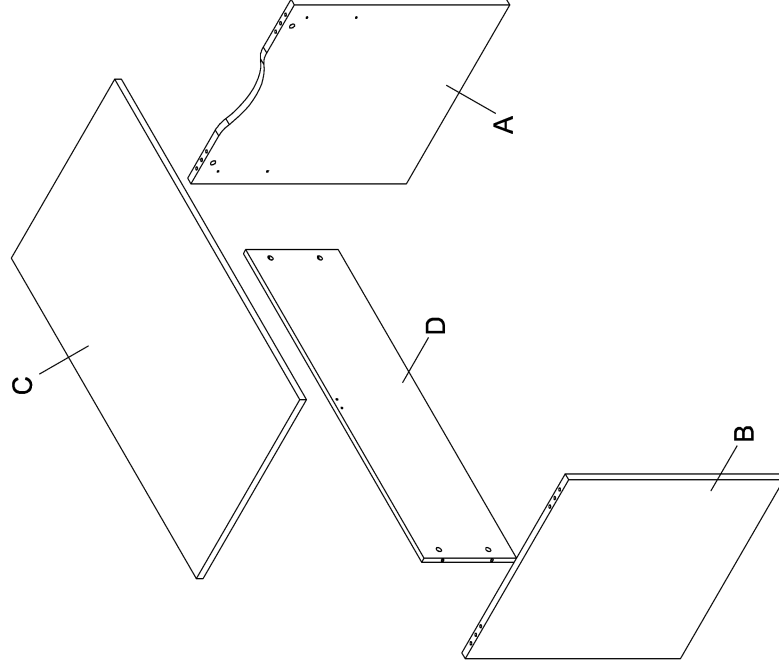
## Montageanleitung A04246.02



Beschlägen können aufgrund von standardisierten Produktionsprozessen einen Überschuss an Beschlägen enthalten!  
 The content of fittings may be higher than listed because of universal fitting-packages!

**röhr**

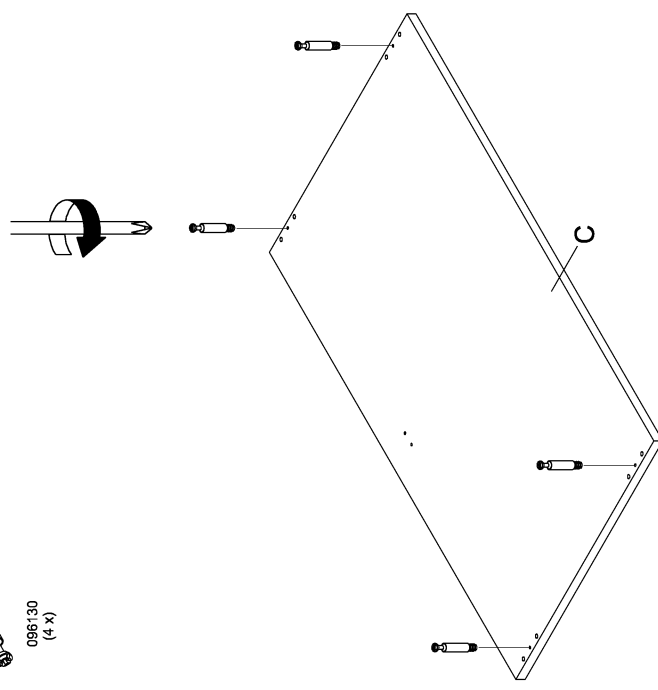
## Montageanleitung A04246.03

**röhr**

## Montageanleitung A04246.04

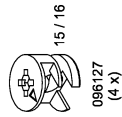


096130  
(4 x)

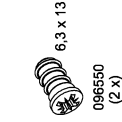


**röhr**

**Montageanleitung  
A04246.05**



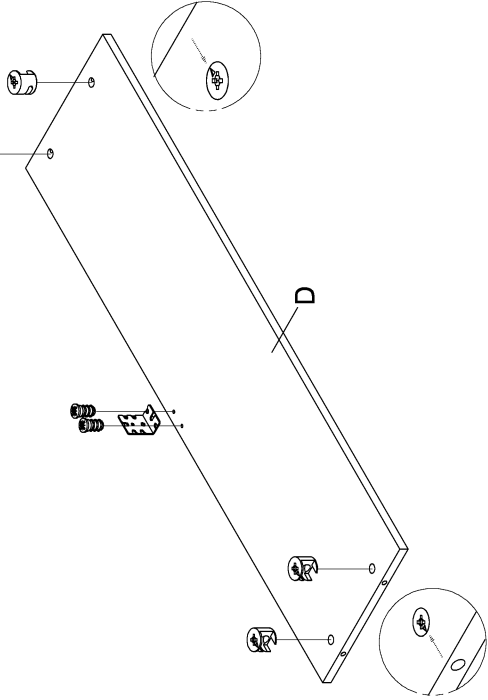
096127  
(4 x)



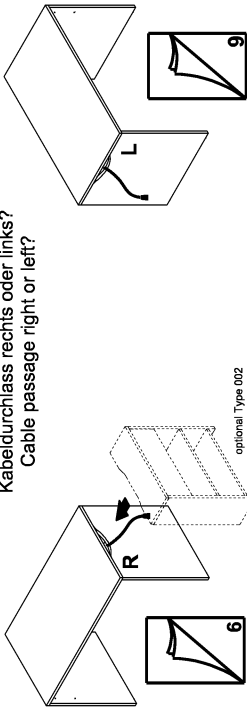
096550  
(2 x)



096115  
(1 x)



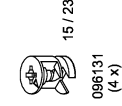
Kabeldurchlass rechts oder links?  
Cable passage right or left?



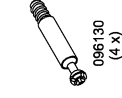
optional Type 002

**röhr**

**Montageanleitung  
A04246.06**



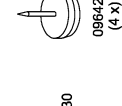
096131  
(4 x)



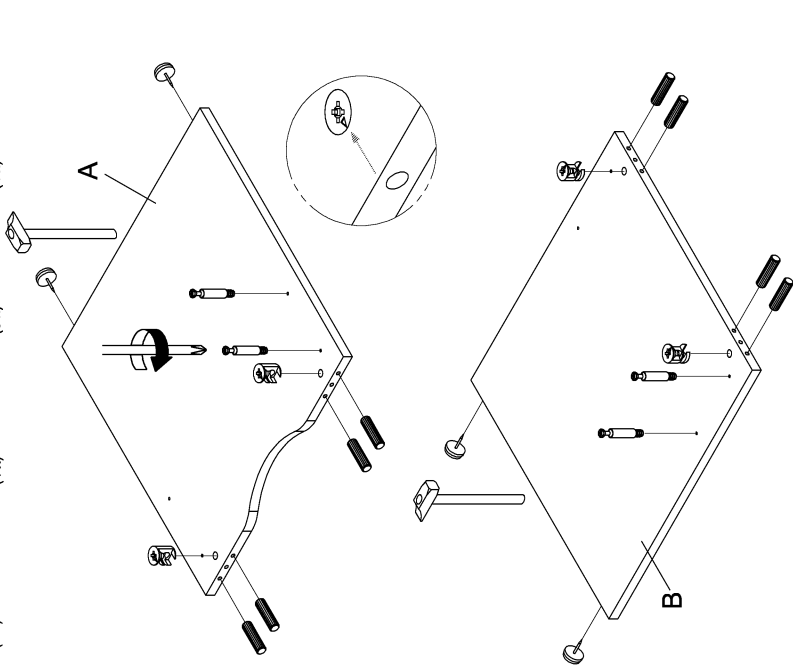
096130  
(4 x)



092713  
(8 x)

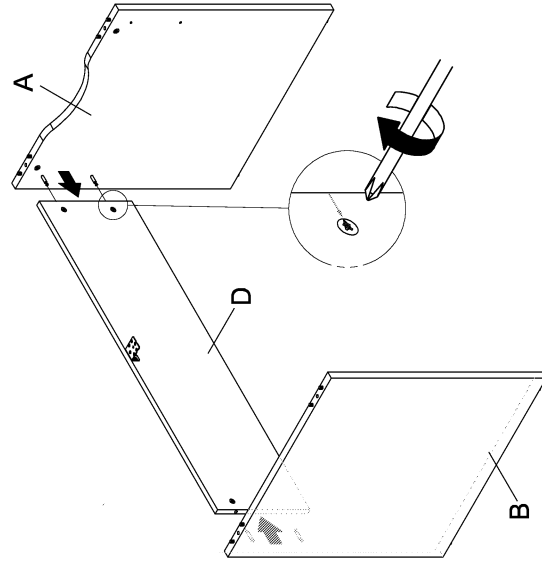


096422  
(4 x)



**röhr**

**Montageanleitung  
A04246.07**

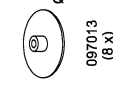


**röhr**

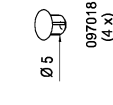
**Montageanleitung  
A04246.08**



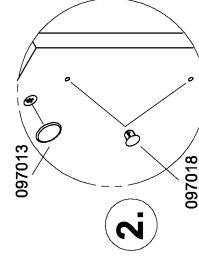
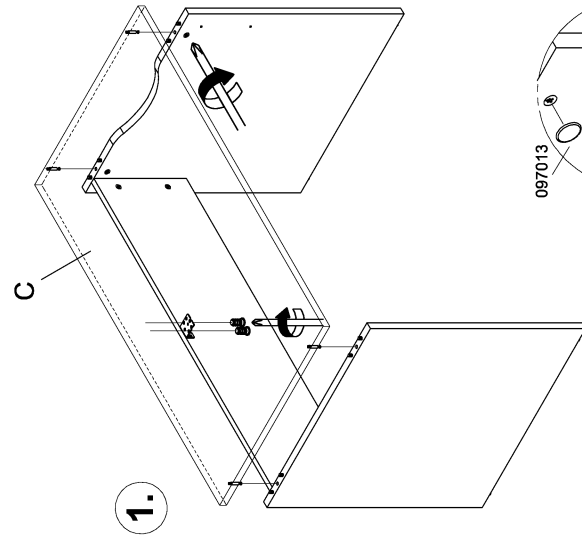
096550  
(2 x)



097013  
(8 x)

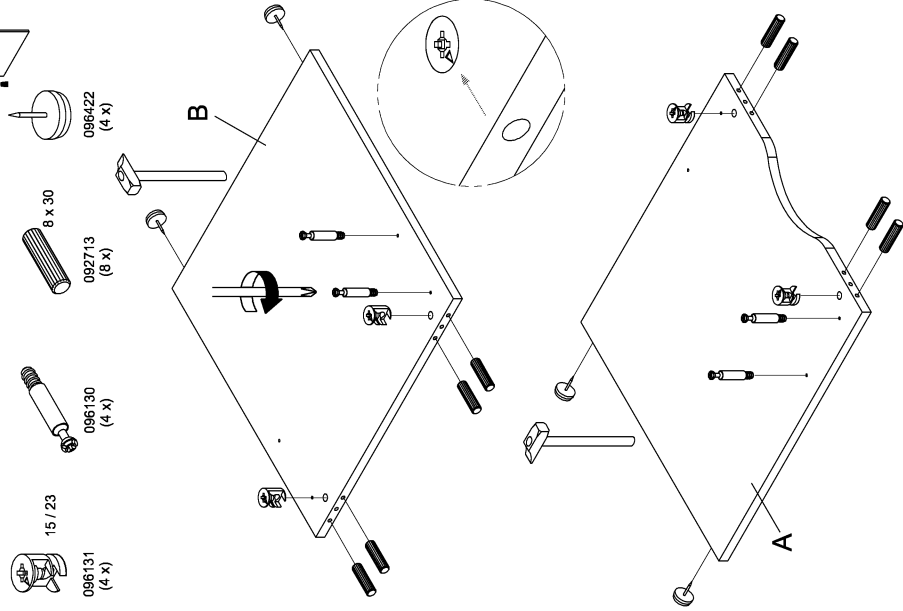


097018  
(4 x)



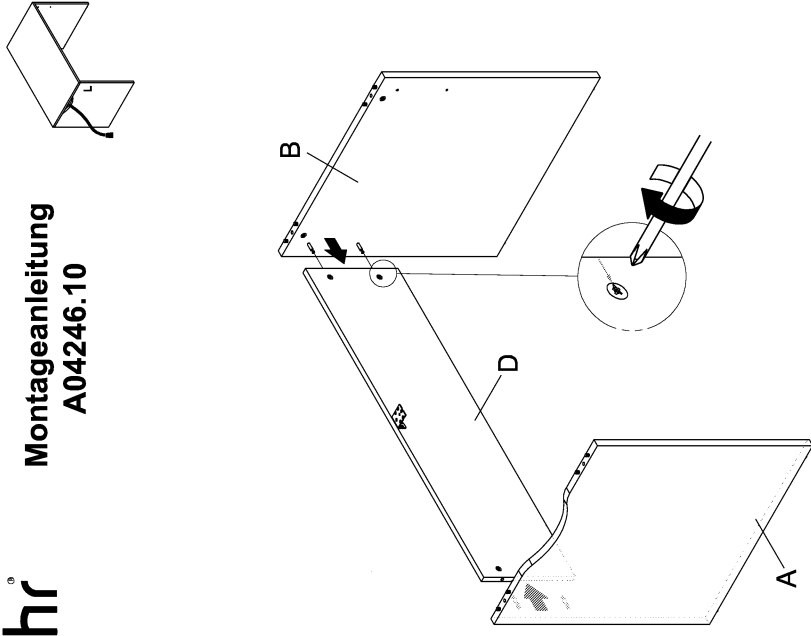
**röhr**

Montageanleitung  
A04246.09



**röhr**

Montageanleitung  
A04246.10



**röhr**

Montageanleitung  
A04246.11

