
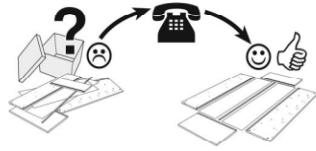



# Montageanleitung

**WOHNLING®**  
Möbel zum Wohlfühlen  
WL1.319 / WL1.441



		<p>E</p>  <p>8x</p> <p>M8*40 mm</p>	<p>F</p>  <p>8x</p> <p>M8</p>	<p>G</p> 
--	--	--	--	--

