










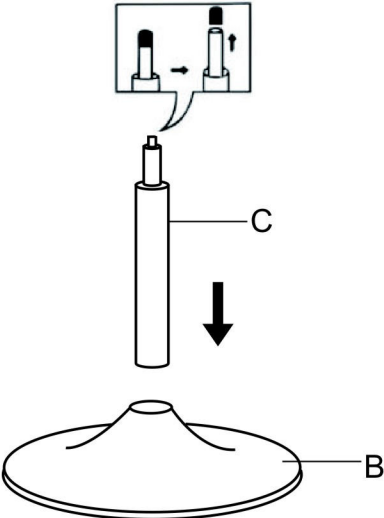


Barstool Glenn

ASSEMBLY INSTRUCTION

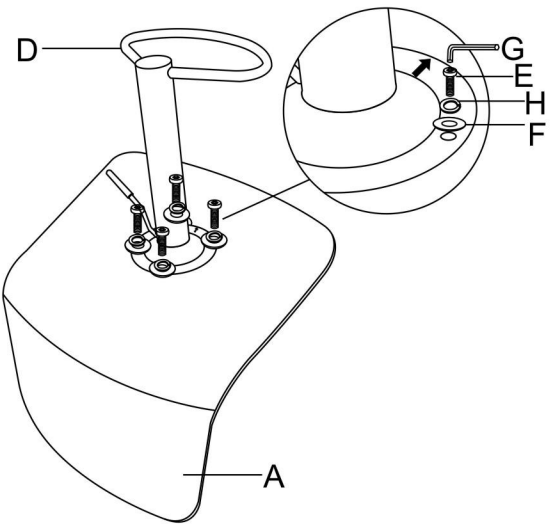
A	B	C	D	E	F	G	H	Extra Parts
								
x1	x1	x1	x1	M6x16 x4	M6 x4	x1	M6 x4	M6x16 x1
Extra Parts	Extra Parts							
								
M6 x1	M6 x1							

STEP 1

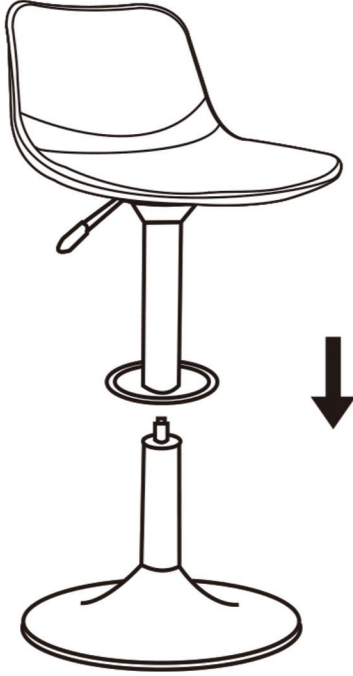


Remove this cap before installation


STEP 2



STEP 3



STEP 4



Please ensure that when returning these goods, each part of the original packaging is reused. This is essential to prevent damage. Your careful handling of the packaging contributes to a safe return shipment and ensures that the furniture arrives in optimal condition with us. Thank you for your cooperation!