
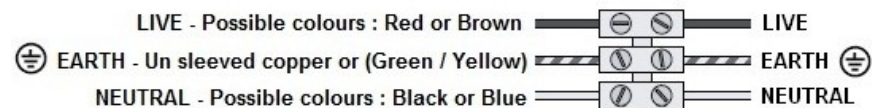


SAFETY INFORMATION: (Please retain for future reference)


- Always turn off the mains supply before commencing the installation of this fitting .
- This is a Class 1 product and requires an Earth connection  – 230 (240) Volts – 50Hz AC.
- This product must be installed in accordance with the national building regulations, if in doubt consult a competent electrician.
- Do not stare at the operating lamp .
- Do not modify or alter any product before or after installation. This may invalidate your warranty and may render the product un-safe.

MAINS SUPPLY

LIGHT FITTING



POSITION

- This fitting is suitable for installation in Indoor locations only . 
- Ensure sufficient access to the fitting to enable safe maintenance.
- The Luminaire should be positioned so that prolonged staring into the luminaire at a distance closer than 0.2m is not expected

LED INFORMATION:

- The integrated LED lamps are not replaceable, when the lamps reach the end of their life the whole luminaire shall be replaced.
- This fitting is not suitable for dimming.

AFTERCARE AND MAINTENANCE:

- Always disconnect power supply when servicing or cleaning.
- Clean only with a dry or slightly damp cloth.
- Do not use any abrasive cloths or cleaners as this may damage the product .