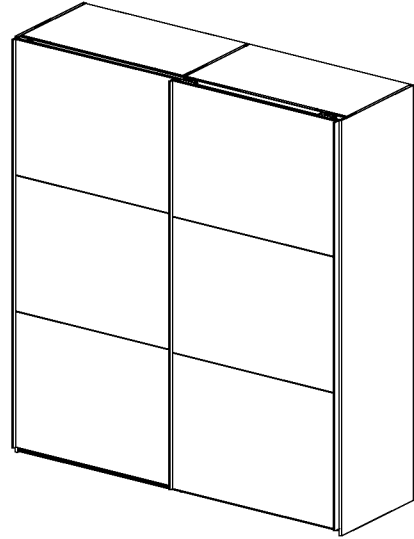
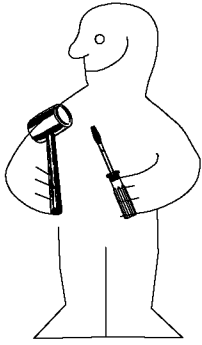

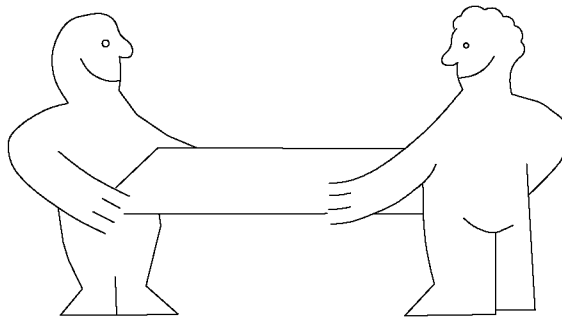









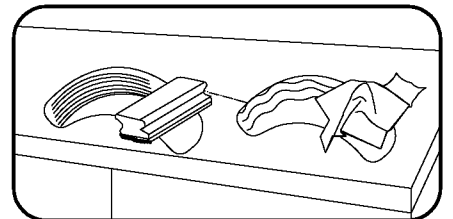
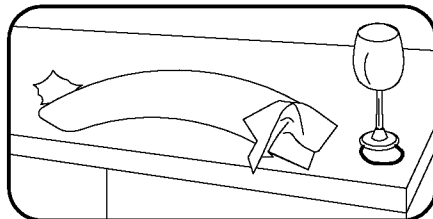
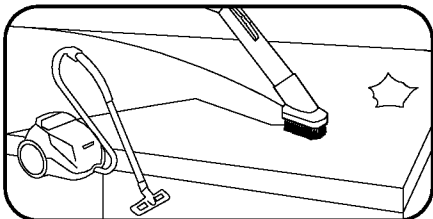



980710



HSP SWT 200



1-2-3-4... ○ ○



980710

17.09.25 /

09 25 | 01/36

LTU - LIETUVIŲ ĮSPĖJIMAS - SAUGOS PASTABA

Netinkamai sumontuoti arba ne pagal paskirtį naudojami baldai gali kelti pavojų gyvybei. Norint išvengti šio pavojaus ir sumažinti susižalojimo riziką, būtina laikytis toliau pateiktų saugos nurodymų:

- Baldus turi surinkti kvalifikuoti darbuotojai pagal surinkimo instrukcijas. Negalima per daug priveržti varžtų. Surinkimo metu vaikai turi būti atokiau.
- Visos pakuočės turi būti atidarytos ir perskaitytos visos surinkimo instrukcijos bei saugos nurodymai. Šie dokumentai turi būti laikomi saugojimo vietoje. Montuojant galima naudoti tik originalias dalis.
- Baldai su pridėtamais sieniniais tvirtinimo elementais turi būti pritvirtinti prie sienos. Būtina laikytis pridėtamų saugos instrukcijų dėl tvirtinimo prie sienos.
- Baldai kelia pavojų vaikams: todėl pasirūpinkite, kad vaikai neliptų į stalčius ar kitas jų dalis, nesikeltų į juos ir nesikabinėtų ant jų.
- Baldai tinka toliau nurodytoms didžiausioms apkrovoms: lovos (vienam čiužiniui): 100 kg, komoda: 110 kg, nakminių stalčių ir komodų stalviršiai: 15 kg, stiklinės lentynos: 1 kg, sieninės plokštės: (priklausomai nuo tipo), stalčiai: 5 kg, įmontuotos lentynos: 10 kg, drabužių bėgeliai: 40 kg, sieninės spintelės: 20 kg, drabužių keltuvas: 10 kg, lovos stalčiai: 10 kg.

MLT - MALTI TWISSJA - AVIŽI TAS-SIGURTA

Ghamara li mhix immuntata sew jew uzata għall-iskop mahsub tagħha tista 'tkun ta' theddida għall-hajja. Għalhekk, l-istruzzjonijiet tas-sigurtà li ġejjin għandhom jiġu osservati:

- L-ghamara għandha tkun immuntata minn persunal kvalifikat bi-uzu tal-istruzzjonijiet tal-assemblaġġ. Il-viti m'għandhomx jiġu ssikkati zżejjed. Il-ftal għandhom jinżammu 'l bogħod waqt l-assemblaġġ.
- Il-pakketti kollha għandhom jinfetxu u l-istruzzjonijiet kollha tal-assemblaġġ u l-istruzzjonijiet tas-sigurtà jinqraw. Dawn id-dokumenti għandhom jinżammu. Partijiet originali biss huma permessi għall-assemblaġġ.
- Ghamara b'immuntar fuq il-hajt inkluz għandha titwahaħħ mal-hajt. L-istruzzjonijiet tas-sigurtà magħluqa għall-immuntar mal-hajt għandhom jiġu osservati.
- L-ghamara toħloq perikli għat-ftal: Jekk jogħġbok kun żgur li l-ftal ma jittliġhux fil-kxaxen jew partijiet oħra, jiġbdu lilhom infushom jew jiddendlu magħhom.
- L-ghamara hija adattata għat-tagħbijiet massimi li ġejjin: Sodod (għal kull topper tas-saqq): 100 kg, sedili tal-dresser: 110 kg, komodi u aċċessorji tal-dresser: 15 kg, xkafef tal-ħġieġ: 1 kg, pannelli tal-hajt: skont it-tip, kxaxen: 5 kg, xkafef inkorporati: 10 kg, linji tal-hwejjeġ: 40 kg, ghamara tal-hajt: 20 kg, lift tal-hwejjeġ: 10 kg, kxaxen tas-sodda: 10 kg.

ROU - ROMÂN AVERTIZARE - NOTĂ DE SIGURANȚĂ

Mobila care nu este asamblată corect sau care nu este utilizată conform destinației poate pune viața în pericol. Prin urmare, trebuie respectate următoarele instrucțiuni de siguranță:

- Mobila trebuie asamblată de personal calificat folosind instrucțiunile de asamblare. Șuruburile nu trebuie strânse prea tare. Copiii trebuie ținți departe în timpul asamblării.
- Locate ambalajele trebuie deschise și trebuie citite toate instrucțiunile de asamblare și instrucțiunile de siguranță. Aceste documente trebuie păstrate într-un loc sigur. Pentru asamblare pot fi utilizate numai piese originale.
- Mobilierul cu elemente de fixare pe perete incluse trebuie să fie fixat pe perete. Trebuie respectate instrucțiunile de siguranță anexate pentru montarea pe perete.
- Mobila ascunde pericole pentru copii: prin urmare, asigurați-vă că copiii nu se urcă în sertare sau pe alte părți, nu se trag în sus sau nu se agață de ele.
- Mobilierul este adecvat pentru următoarele sarcini maxime: Paturi (per topper saltea): 100 kg, comodă: 110 kg, blaturi pentru noptieră și comodă: 15 kg, rafturi din sticlă: 1 kg, panouri de perete: în funcție de tip, sertare: 5 kg, rafturi încorporate: 10 kg, bare pentru haine: 40 kg, unități de perete: 20 kg, ridicător de haine: 10 kg, sertare de pat: 10 kg.

SWE - SVENSKA VARNING - SÄKERHETSMEDELANDE

Möbler som inte är korrekt monterade eller som inte används på avsett sätt kan vara livsfarliga. För att undvika denna fara och minska risken för skador är det viktigt att följa följande säkerhetsanvisningar:

- Möblerna måste monteras av kvalificerad personal enligt monteringsanvisningarna. Skruvarna får inte dras åt för hårt. Barn ska hållas borta under monteringen.
- Alla förpackningar måste öppnas och alla monteringsanvisningar och säkerhetsanvisningar måste läsas. Dessa dokument måste förvaras på ett säkert ställe. Endast originaldelar får användas vid monteringen.
- Möbler med medföljande väggfästen måste fästas i väggen. Beakta bifogade säkerhetsanvisningar för väggmontering.
- Möbler innebär faror för barn: Se därför till att barn inte klättrar in i lådor eller på andra delar och inte heller drar sig upp eller hänger i dem.
- Möblerna är lämpliga för följande maximala belastningar: Sängar (per bäddmadrass): 100 kg, byrå: 110 kg, nattsduksbord och byråskivor: 15 kg, glashyllor: 1 kg, väggvägglar: beroende på typ, lådor: 5 kg, inbyggda hyllor: 40 kg, klädstänger: 40 kg, väggskåp: 20 kg, klädlyft: 10 kg, sänglådor: 10 kg.

GRC - ελληνικά ΠΡΟΕΙΔΟΠΟΙΪΣΗ - ΟΔΗΓΙΕΣ ΑΣΦΑΛΕΪΑΣ

Τα έπιπλα που δεν έχουν συναρμολογηθεί σωστά ή δεν χρησιμοποιούνται όπως προβλέπεται μπορεί να είναι απειλητικά για τη ζωή. Επομένως, πρέπει να τηρούνται οι ακόλουθες οδηγίες ασφαλείας:

- Τα έπιπλα πρέπει να συναρμολογούνται από εξειδικευμένο προσωπικό σύμφωνα με τις οδηγίες συναρμολόγησης. Οι βίδες δεν πρέπει να σφίγγονται υπερβολικά. Τα παιδιά πρέπει να μένουν μακριά κατά τη συναρμολόγηση.
- Όλες οι συσκευασίες πρέπει να είναι ανοιχτές και όλες οι οδηγίες συναρμολόγησης και οι οδηγίες ασφαλείας πρέπει να διαβάζονται και να φυλάσσονται σε ασφαλές μέρος. Για τη συναρμολόγηση επιτρέπεται να χρησιμοποιούνται μόνο γνήσια εξαρτήματα.
- Τα έπιπλα με κλειστά επιτοιχία εξαρτήματα πρέπει να στερεώνονται στον τοίχο. Πρέπει να τηρούνται οι συνημμένες οδηγίες ασφαλείας για την τοποθέτηση στον τοίχο.
- Τα έπιπλα κρϋβουν κινδύνους για τα παιδιά: Για το λόγο αυτό, βεβαιωθείτε ότι τα παιδιά δεν ακαρφάλωνουν στα συρτάρια ή σε άλλα μέρη ή δεν τραβιούνται ή κρέγονται από αυτά.
- Τα έπιπλα είναι κατάλληλα για τα ακόλουθα μέγιστα φορτία: Κρεβάτια (ανώ επικάλυψη στρώματος): συρταριές: 110 kg, κομοδίνα και συρταριές: 15 kg, γυάλινα ράφια: 1 kg, επιτοιχία πάνελ: ανάλογα με τον τύπο, συρτάρια: 5 kg, ενσωματωμένα ράφια: 10 kg, ράγες ρούχων: 40 kg, επιτοιχία έπιπλα: 20 kg, ανυψωτικό ρούχων: 10 kg, συρτάρια κρεβατιού: 10 kg.

IRL - GAELIGE RABHADH - FÓGRA SÁBHÁILTEACHTA

Is féidir le troscán nach gcuirtear le chéile i gceart nó nach n-úsáidtear chun na críche atá beartaíte dó a bheith bagrach don bheatha. Dá bhri sin, ní mór cloi leis na treoracha sábháilteachta seo a leanas:

- Ní mór do phearsanra cáiliúte an troscán a chur le chéile ag baint úsáide as na treoracha tionóil. Níor cheart scríúna a róthéamh. Ní mór leaná a choinneáil ar shiúl le linn tionóil.
- Ní mór gach pacáiste a oscailt agus gach treoir tionóil agus treoracha sábháilteachta a léamh. Ní mór na doiciméid seo a choinneáil. Ní cheadaítear ach páirteanna bunaidh a chur le chéile.
- Ní mór troscán le gléasadh balla san áireamh a cheangal leis an mballa. Ní mór cloi leis na treoracha sábháilteachta iniata le haghaidh gléasta balla.
- Tá contúirtí ag baint le troscán do leanaí: Cinntigh le do thoil nach dógfaidh leanaí isteach i drawers nó páirteanna eile, go dtarraingíonn siad suas iad féin nó nach goloífidh siad leo.
- Tá an troscán oiriúnach do na huailí uasta seo a leanas: Leapacha (in aghaidh an topper tochtá): 100 kg, suiocháin gúna: 110 kg, táblaí cois leapa agus ceangaltáin gúna: 15 kg, seilfeanna gloine: 1 kg, painéil balla: ag brath ar an gceinéal, tarraiceán: 5 kg, Seilfeanna insuite: 10 kg, ráilí éadaí: 40 kg, troscán balla: 20 kg, ardaitheoir éadaí: 10 kg, tarraiceán leaba: 10kg.

HRV - Hrvatski UPOZORENJE - SIGURNOSNA OBAVIJEST

Namještaj koji nije pravilno sastavljen ili korišten prema namjeni može biti opasan po život. Kako biste izbjegli ovu opasnost i smanjili rizik od ozljeda, važno je pridržavati se sljedećih sigurnosnih uputa:

- Namještaj mora sastaviti kvalificirano osoblje prema uputama za sastavljanje. Vijci se ne smiju previše zategnuti. Az összeszerelés során a gyerekeket távol kell tartani.
- Sva pakiranja moraju biti otvorena i pročitane sve upute za sastavljanje i sigurnosne upute. Ovi dokumenti moraju se čuvati. Za montažu su dopušteni samo originalni dijelovi.
- Namještaj s uključenom montažom na zid mora biti pričvršćen na zid. Morate se pridržavati priloženih sigurnosnih uputa za zidnu montažu.
- Namještaj predstavlja opasnost za djecu: Pazite da se djeca ne penju u ladice ili druge dijelove, da se ne povlače ili vise na njima.
- Namještaj je prikladan za sljedeća maksimalna opterećenja: Kreveti (po nadmadracu): 100 kg, sjedala za komode: 110 kg, noćni ormarići i dodaci za komode: 15 kg, staklene police: 1 kg, zidne ploče: ovisno o vrsti, ladice: 5 kg, ugradbene police: 10 kg, šipke za odjeću: 40 kg, zidni namještaj: 20 kg, podizač odjeće: 10 kg, ladice za krevet: 10 kg.

LVA - Latvīšu BRĪDINĀJUMS - DROŠĪBAS INSTRUKCIJAS

Mēbeles, kas nav pareizi samontētas vai netiek lietotas atbilstoši paredzētajam mērķim, var apdraudēt dzīvību. Lai izvairītos no šādām briesmām un samazinātu traumu risku, ir svarīgi ievērot turpmāk minētos drošības norādījumus:

- Mēbeles jāsamontē kvalificētam personālam saskaņā ar montāžas instrukcijām. Skrūves nedrīkst pārspīlēt. Montāžas laikā bērniem jābūt prom.
- Jaatver visi iepakojumi un jālasa visas montāžas instrukcijas un drošības norādījumi. Šie dokumenti jāglabā drošā vietā. Montāžai drīkst izmantot tikai oriģinālās detaļas.
- Mēbeles ar pievienotiem sienas stiprinājumiem jāpiestiprina pie sienas. Jāievēro pievienotie drošības norādījumi par montāžu pie sienas.
- Mēbeles slēpī briesmas bērniem: tāpēc pārīecienieties, ka bērni neliel atvilktnēs vai uz citām mēbeļu daļām, nevelk uz tām vai karājas uz tām.
- Mēbeles ir piemērotas šādām maksimālajām slodzēm: Gultas (uz matrača pārvalka): 100 kg, kumodes: 110 kg, naktskapu vai kumodes virsma: 15 kg, stikla plaukti: 1 kg, sienas paneļi: atkarībā no tipa, atvilktnes: 5 kg, iebūvētie plaukti: 10 kg, drēbju pakaramie: 40 kg, sienas skapīši: 20 kg, drēbju pacelājs: 10 kg, gultas atvilktnes: 10 kg.

BGR - Български ПРЕДУПРЕЖДЕНИЕ - ИНСТРУКЦИИ ЗА БЕЗОПАСНОСТ

Мебелите, които не саглобени правилно или не се използват по предназначение, могат да бъдат опасни за живота. Следователно трябва да се спазват следните инструкции за безопасност:

- Мебелите трябва да се глобеват от квалифициран персонал в съответствие с инструкциите за глобеване. Винтовете не трябва да се затягат прекалено. Децата трябва да се държат настрана по време на монтажа.
- Всички опаковки трябва да бъдат отворени и всички инструкции за монтаж и безопасност трябва да бъдат прочетени и съхранявани безопасно. За глобеване могат да се използват само оригинални части.
- Мебелите с вградени стени приспособления трябва да бъдат закрепени към стената. Трябва да се спазват приложените инструкции за безопасност при монтаж на стена.
- Мебелите крият опасности за децата: Затова се уверете, че децата не се катерят по чекмеджетата или по други части, не се издърпват или не висят от тях.
- Мебелите са подходящи за следните максимални натоварвания: легла (за един топ матрак): 100 кг, скрин: 110 кг, плотове за нощни шкафчета и скрин: 15 кг, стъклени рафтове: 1 кг, стенини панели: в зависимост от вида, чекмеджета: 5 кг, вградени рафтове: 10 кг, релси за дрехи: 40 кг, стенини шкафове: 20 кг, подемник за дрехи: 10 кг, чекмеджета за легла: 10 кг.

DNK - Dansk ADVARSEL - SIKKERHEDSINSTRUKTIONER

Møbler, der ikke er samlet korrekt eller ikke anvendes efter hensigten, kan være livsfarlige. For at undgå denne fare og reducere risikoen for skader skal følgende sikkerhedsanvisninger overholdes:

- Møblerne skal samles af kvalificeret personale i overensstemmelse med monteringsvejledningen. Skrueer må ikke overspændes. Børn skal holdes væk under montering.
- Alle pakker skal åbnes, og alle monteringsanvisninger og sikkerhedsanvisninger skal læses. Disse dokumenter skal opbevares på et sikkert sted. Der må kun bruges originale dele til monteringen.
- Møbler med vedlagte vægbeslag skal fastgøres til væggen. De vedlagte sikkerhedsanvisninger for vægmontering skal overholdes.
- Møbler rummer farer for børn: Sørg derfor for, at børn ikke kravler ind i skuffer eller på andre dele eller trækker sig op eller hænger i dem.
- Møblerne er egnede til følgende maksimale belastninger: Senge (pr. topmadræs): 100 kg, kommode: 110 kg, natbords- og kommodeplader: 15 kg, glashylder: 1 kg, vægpaneler: afhængigt af type, skuffer: 5 kg, indbyggede hylder: 10 kg, bøjlestænger: 40 kg, overskabe: 20 kg, tøjlift: 10 kg, sengeskuffer: 10 kg.

EST - Eesti HOIATUS - OHUTUSJUHISED

Korrektselt kokku panemata või mitte ettenähtud viisi kasutatav mööbel võib olla eluohtlik. Selle ohu vältimiseks ja vigastusohu vähendamiseks on oluline järgida järgmisi ohutusjuhiseid:

- Mööblit peavad monteerima kvalifitseeritud töötajad vastavalt monteeringisjuhendile. Krusivide ei tohi üle pingutada. Lapsed tuleb kokkupaneku ajal eemal hoida.
- Kõik pakendid tuleb avada ning lugeda kõiki koostamisjuhiseid ja ohutusjuhiseid. Neid dokumente tuleb hoida turvalises kohas. Kokkupanekuks tohib kasutada ainult originaalosi.
- Kinnitatud seinakinnitustega mööbel tuleb kinnitada seinale külge. Tuleb järgida lisatud ohutusjuhiseid seinakinnituse kohta.
- Mööbel kätkeb endas ohte lastele: seepärast veenduge, et lapsed ei ronil sahtlitesse või mudesse osadesse, ei tõmba end üles ega ripu nende külge.
- Mööbel sobib järgmiste maksimaalsete koormuste jaoks: Voodid (ühe madratsipõhine kohta): 100 kg, kapp: 110 kg, õõkappide ja kappide laudad: 15 kg, klaasriiulid: 1 kg, seinapaneeleid: sõltuvalt tüübist, sahtlid: 5 kg, sisseehitatud riidid: 10 kg, riideriidulid: 40 kg, seinapaneeleid: 20 kg, nieliftid: 10 kg, voodisahtlid: 10 kg.

FIN - suomalainen VAROITUS - TURVALLISUUSOHJEET

Huonekalut, joita ei ole koottu oikein tai joita ei käytetä tarkoitellu tavalla, voivat olla hengenvaarallisia. Tämän vaaran välttämiseksi ja loukkaantumisriskin vähentämiseksi on noudatettava seuraavia turvallisuusohjeita:


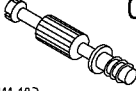


- Pätevän henkilöstön on koottava kalusteet kokoonpano-ohjeiden mukaisesti. Ruuveja ei saa kiristää liikaa. Lapset on pidettävä loitolla kokoamisen aikana.
- Kaikki pakkaukset on avattava ja kaikki kokoonpano- ja turvallisuusohjeet on luettava. Nämä asiakirjat on säilytettävä turvallisessa paikassa. Kokoonpanossa saa käyttää vain alkuperäisiä osia.
- Huonekalut, joissa on mukana seinäkiinnikkeet, on kiinnitettävä seinään. Ohjeissa seinäkiinnitystä koskevia turvallisuusohjeita on noudatettava.
- Huonekaluihin liittyv vaarallia lansille: Varmista siksi että lanset eivät kiinnelle laatikoihin tai muihin osiin eivätkä vetä itseään vlot tai rikki oista.



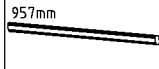
980710


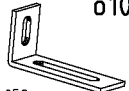


17.09.25 /




09 25

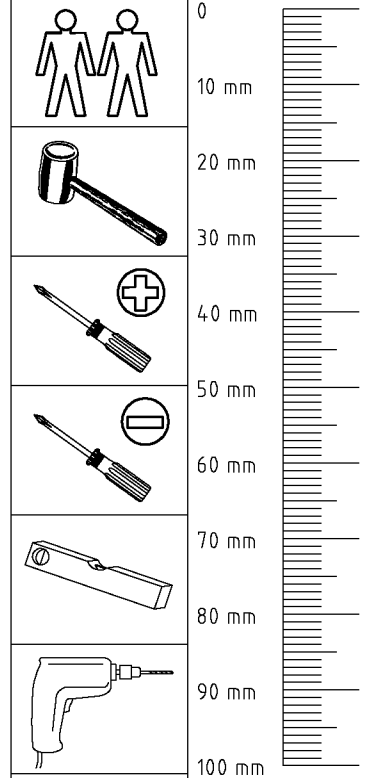
03/36





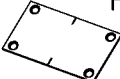

 111 149	A1	16x
 111 103	C	8x
 3,5 x 15 mm	F3	4x
 121 370	G1	28x







 111 611	J2	6x
 117 002	K2	4x
 957mm 112 420	K100	2x







 111 607	L8	8x
 111 052	o10	1x
 111 143	SBV	16x
 111 300	S0	10x






 4 X 13mm 121 122	SP13	3x
 6,3x10,5 112 055	T1	20x
 111 xxx	V12	10x

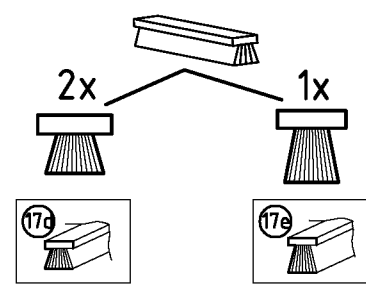
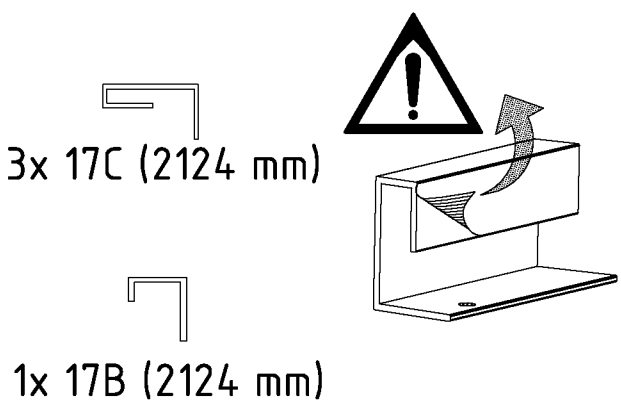
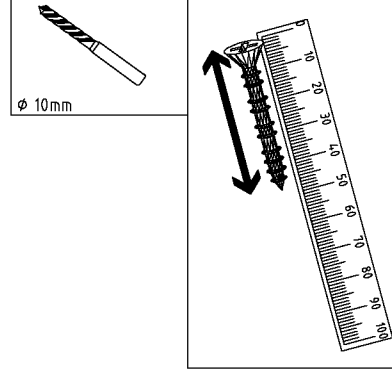


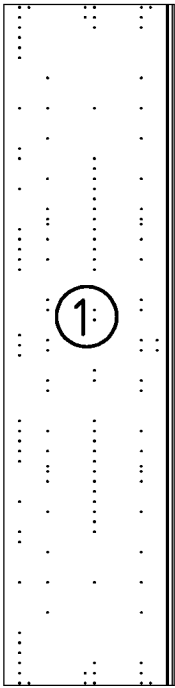
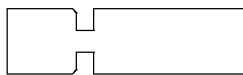
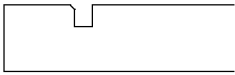
 121 370	3,5 x 15 mm G1	10x
 121 375	3,5x35 mm G14	2x
 M4x10	G43	4x
 M4x13 PZ	GH13	4x
 114 183	H5	4x
 121 122	4 X 13mm SP13	66x

 190014/015	SW-AK	3x
 190014/015	SW-AS	2x
 190014/015	SW-F1	4x
 190014/015	SW-F2	2x
 190014/015	SW-F3	2x
 L=1941m	SW-FP	1x

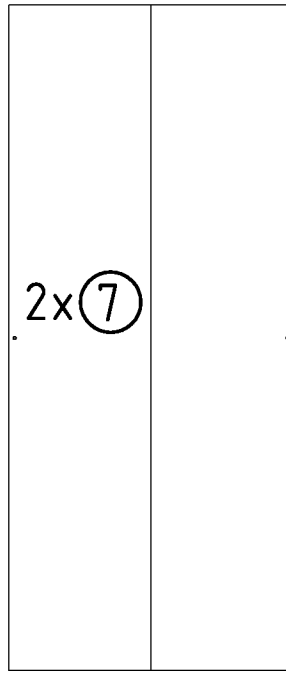
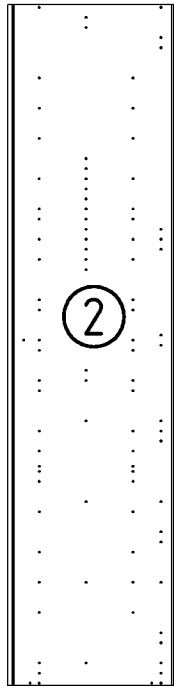
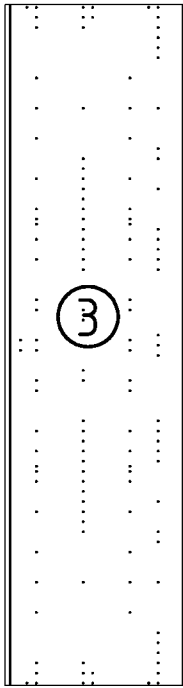
 L=1941	SW-LP	1x
 LA12117	SW-LA	1x
 LA12116	SW-LB	1x
 LA12135	SW-LC	1x
 LA12175	SW-LD	1x
	SW-M6x20	2x

	SW-SKL	1x
	SW-SKR	1x
	SW-SKM	2x
	SW-ST	2x
 111 030	6,3 x 11 T2	26x





=

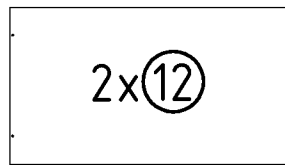
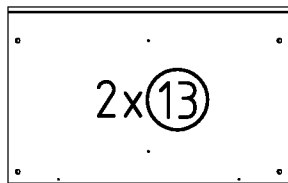
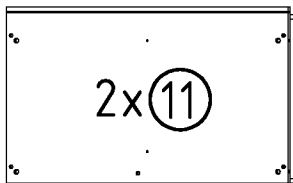


2160x577x15

2160x607x15

2160x560x15

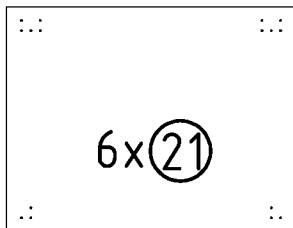
2111x973x2,5



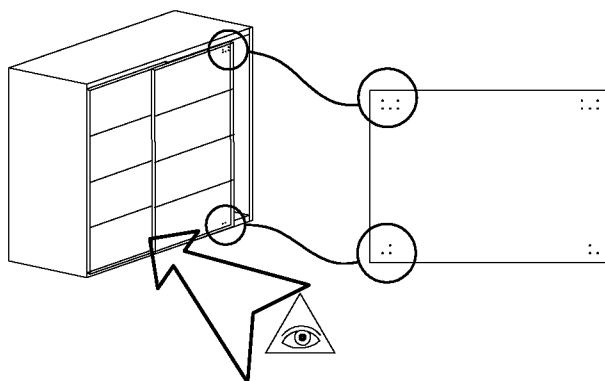
964x560x47

964x560x15

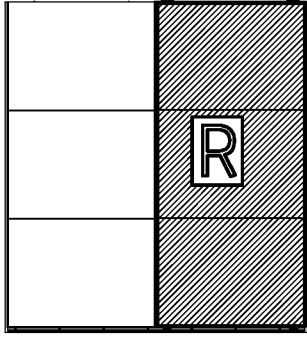
964x500x15

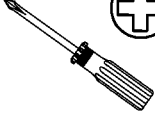


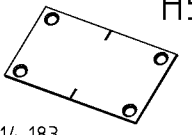


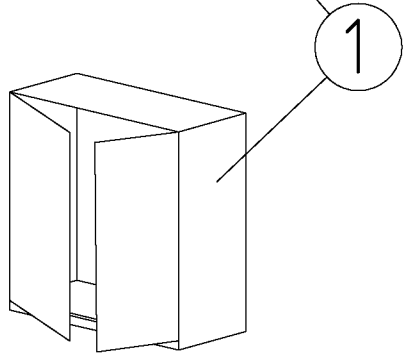
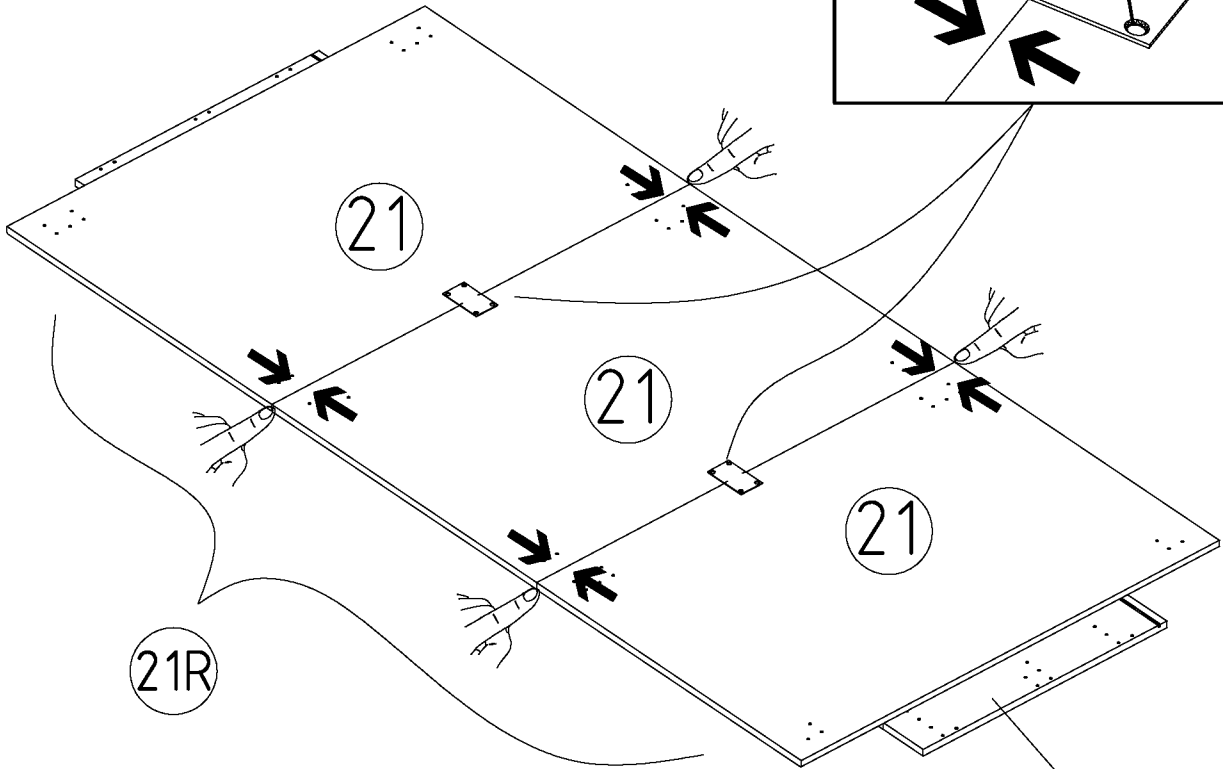
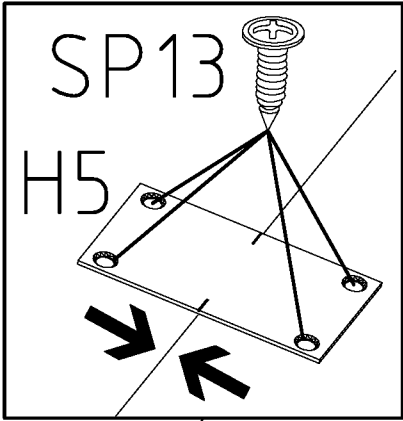
990x708x15



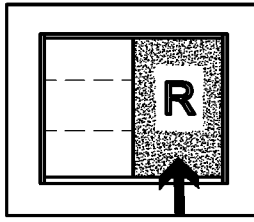
1



 121 122	 4 X 13mm SP13  114 183	 H5
--	--	--

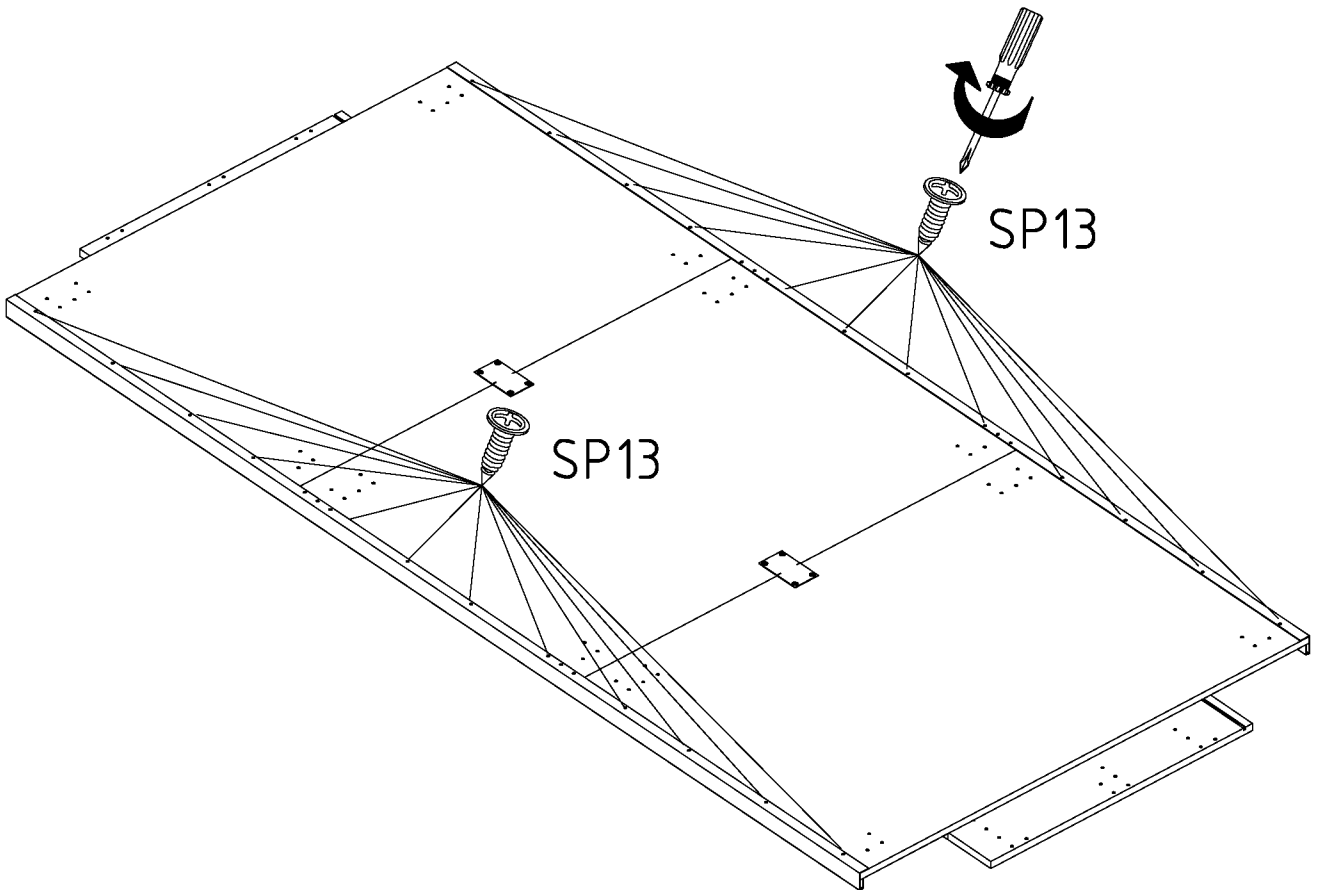
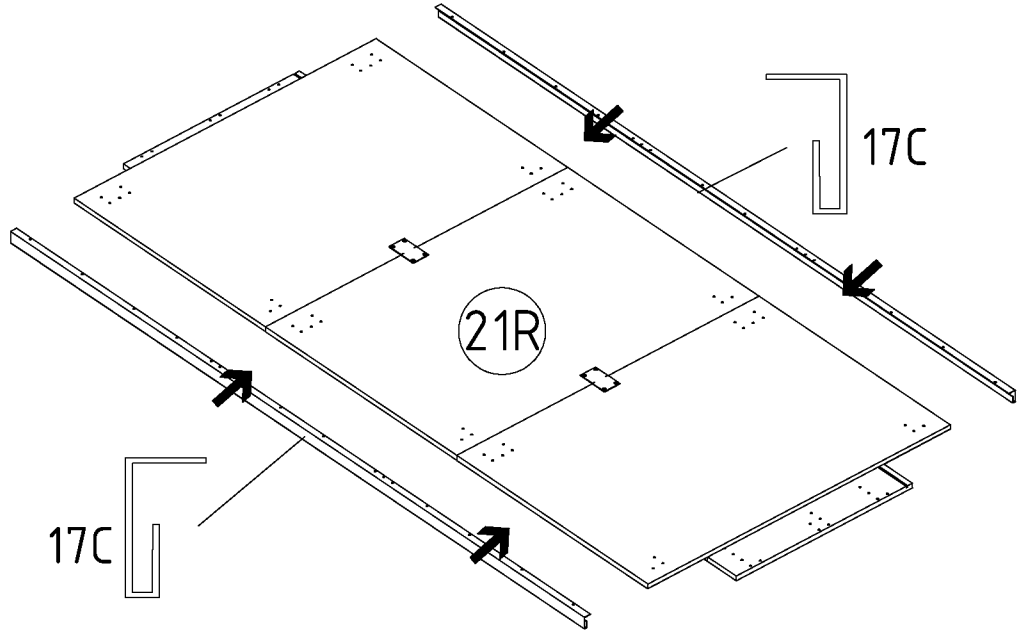
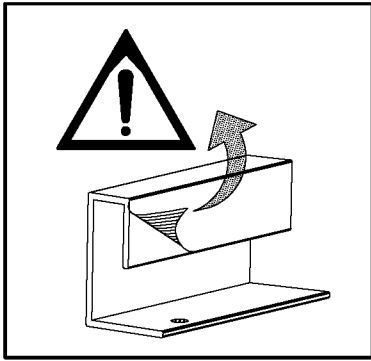


2

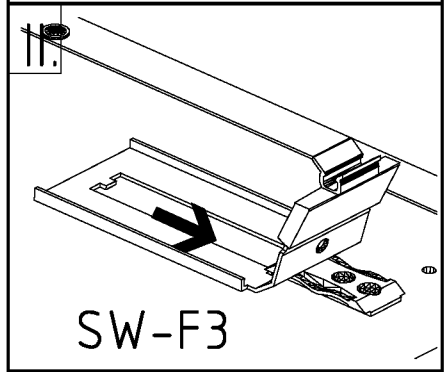
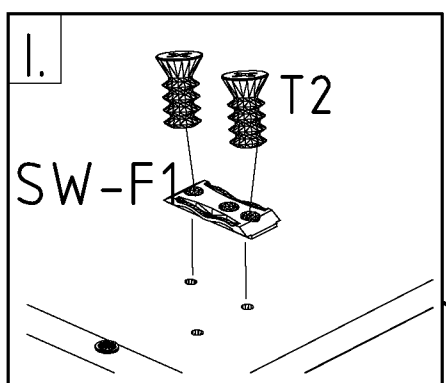
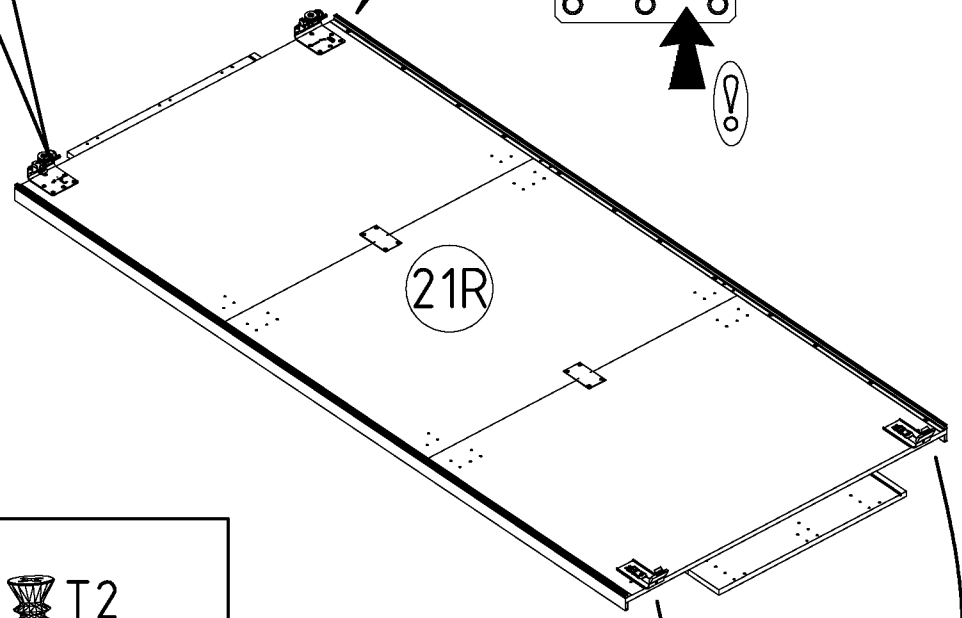
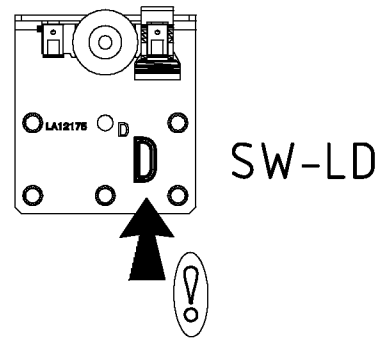
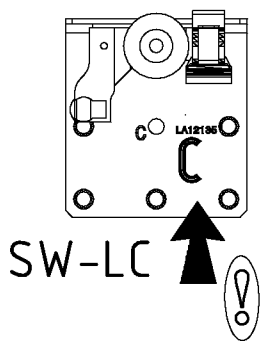
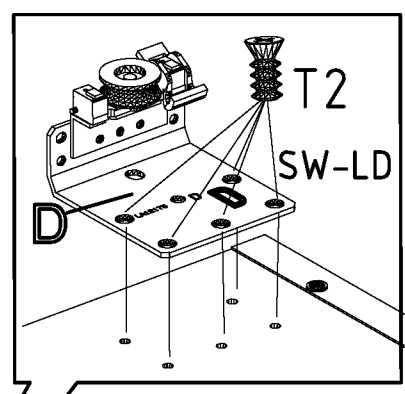
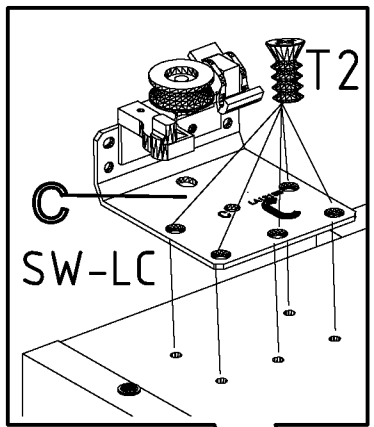


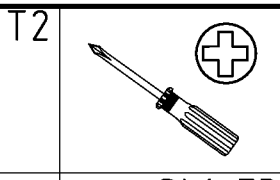
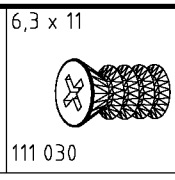
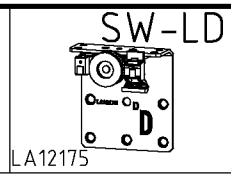
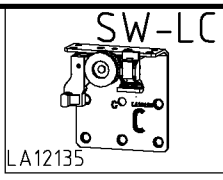
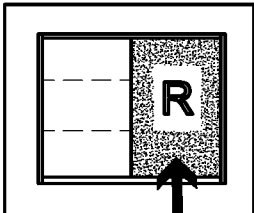


SP13
4 X 13mm
121 122

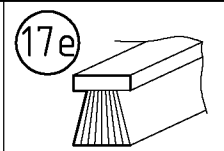
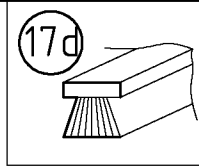
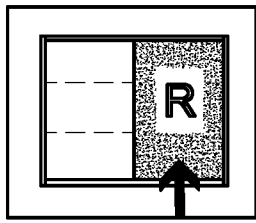
17c
2x



3






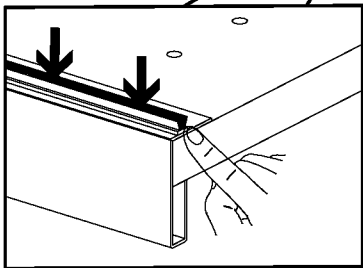
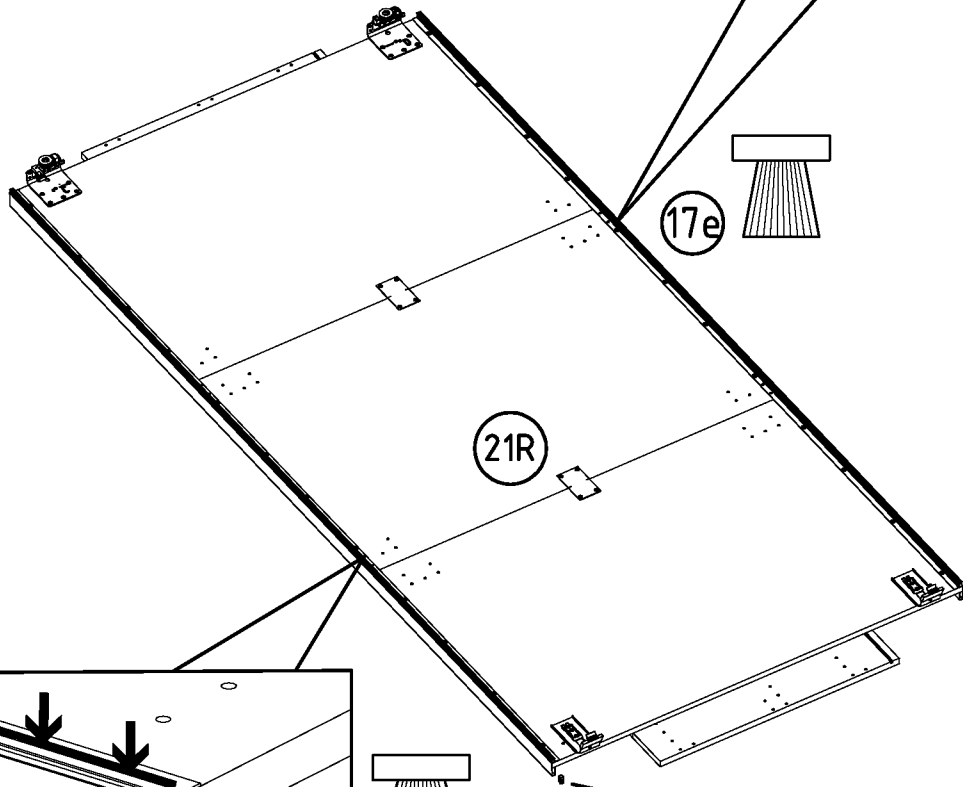
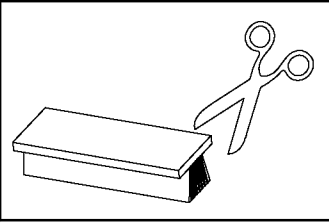
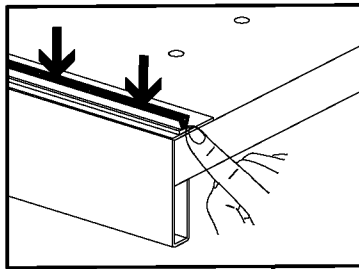

4



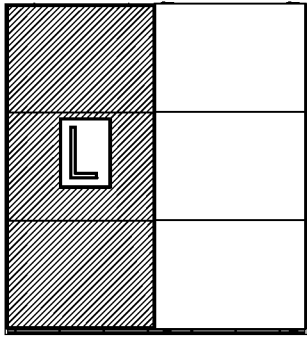
SW-AK

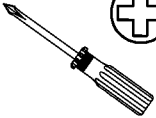

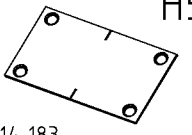


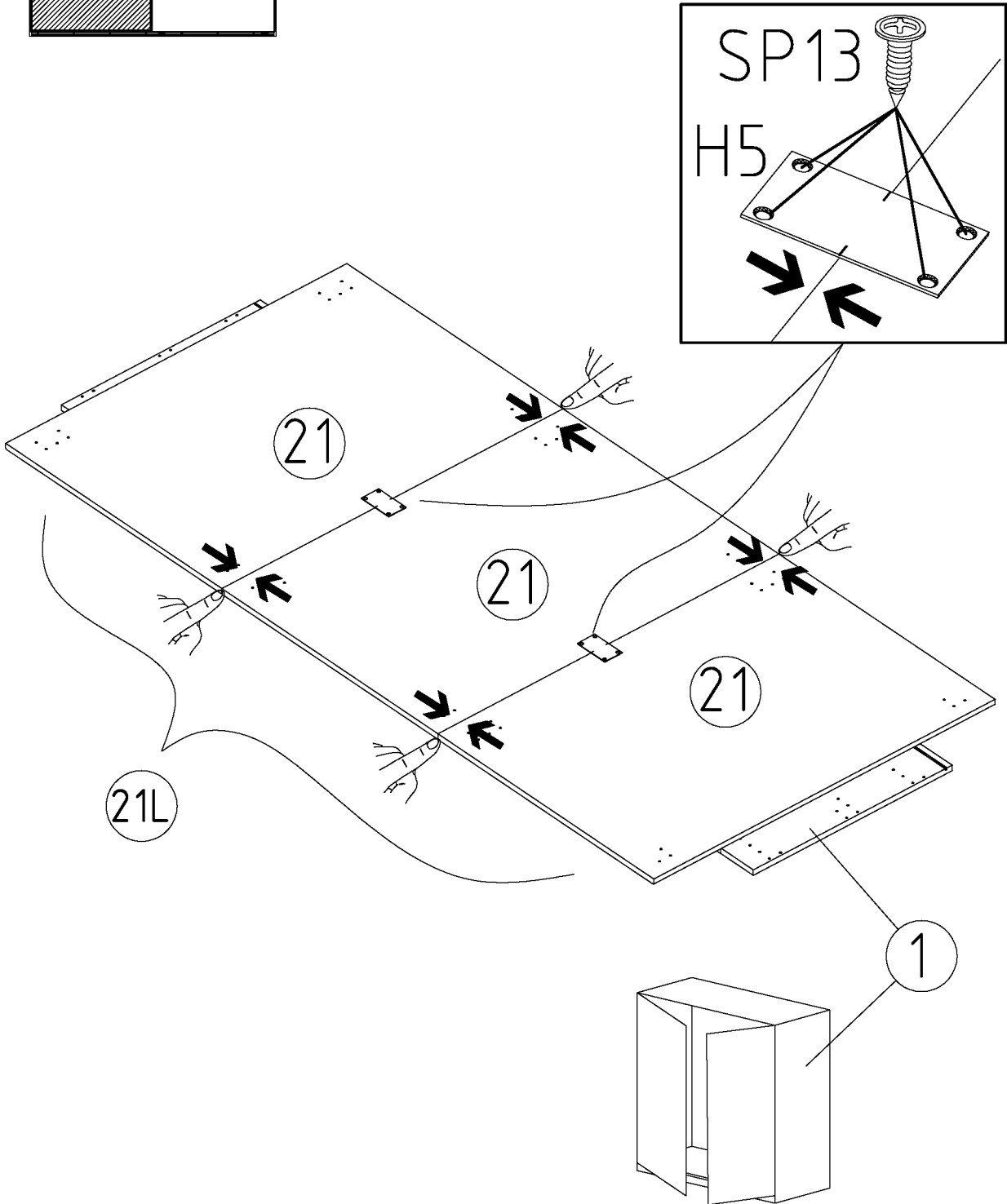
190014/015



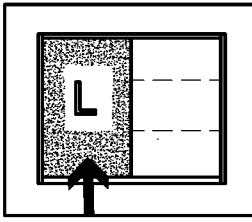
5

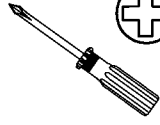






 121 122	 4 X 13mm SP13 121 122	 H5 114 183
--	---	---

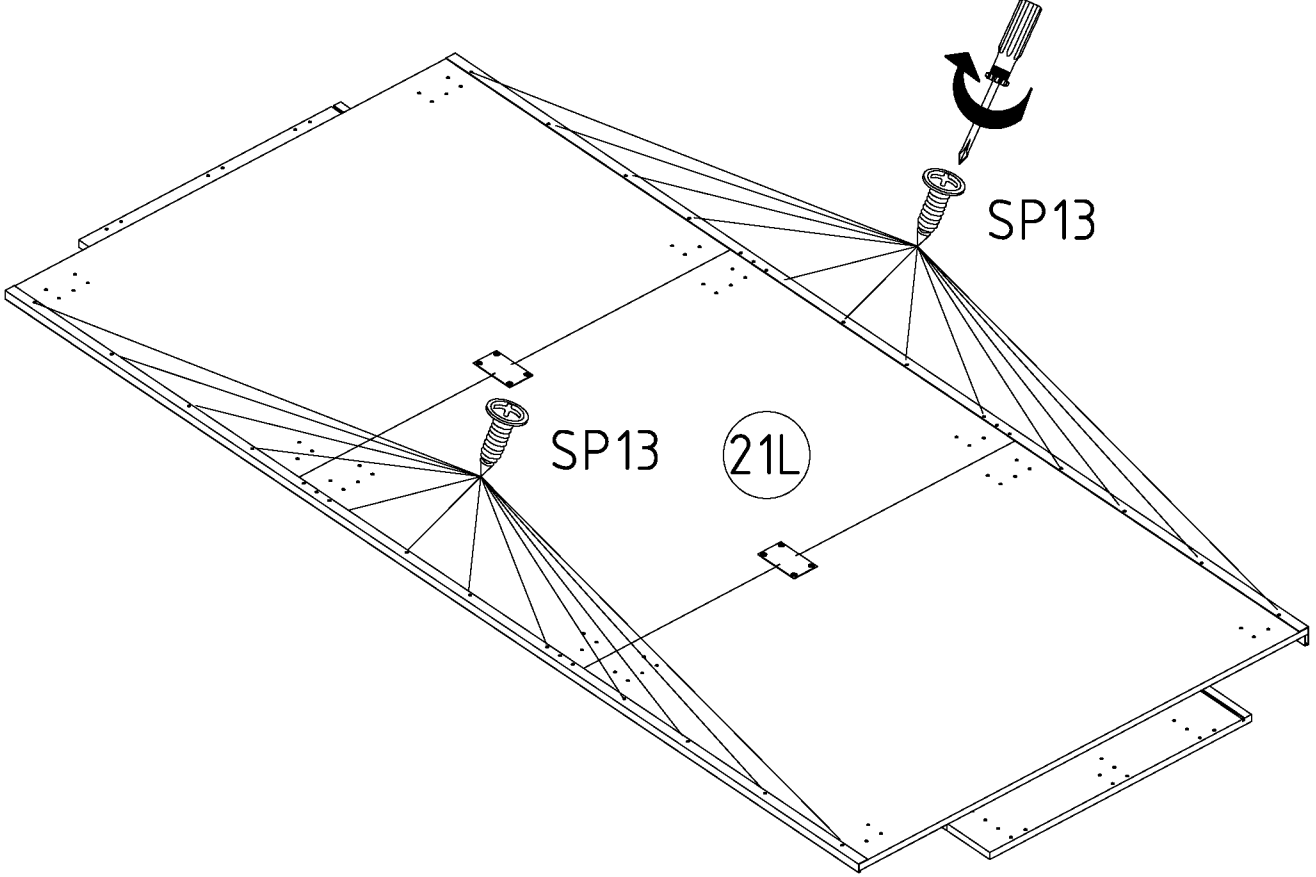
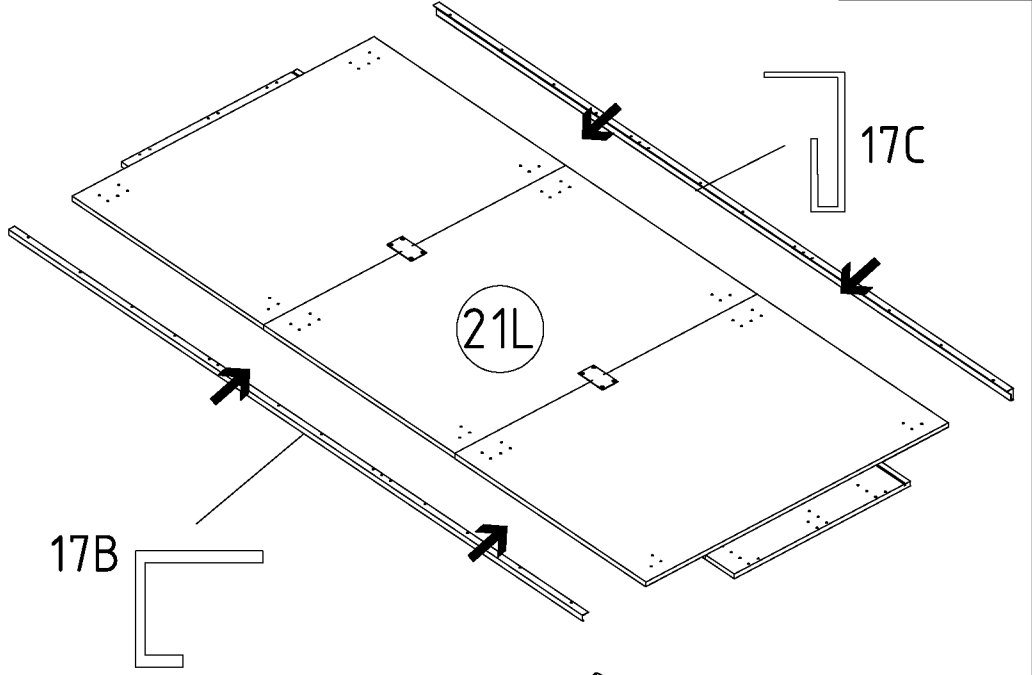
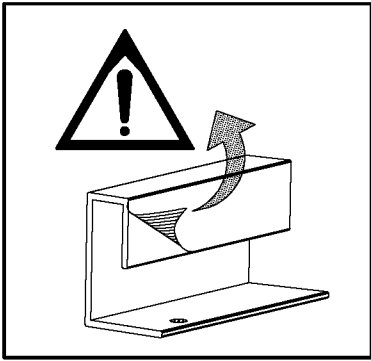


6

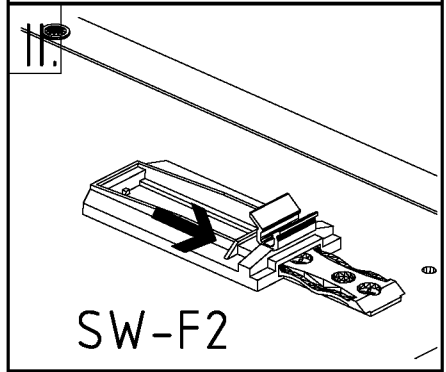
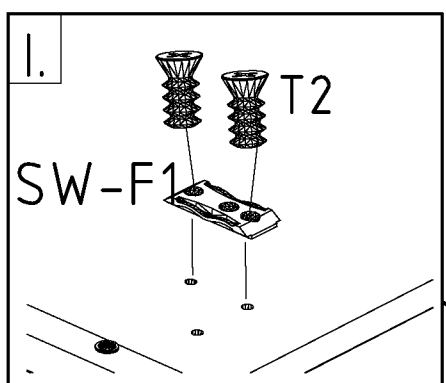
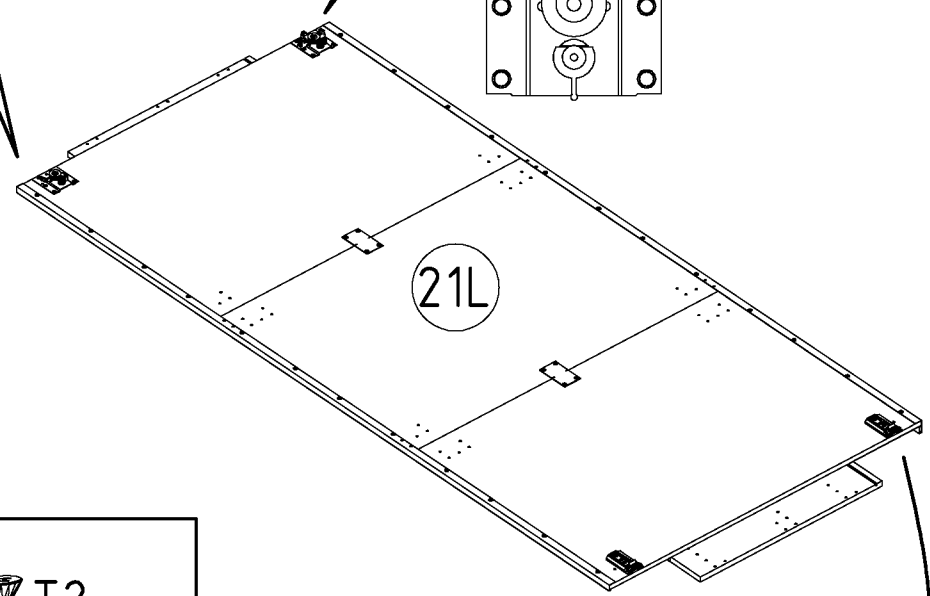
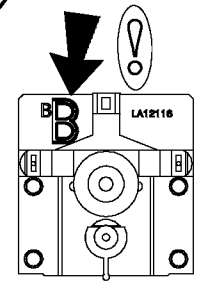
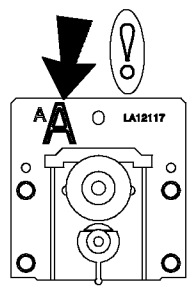
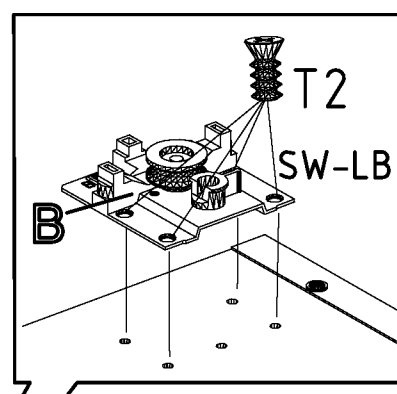
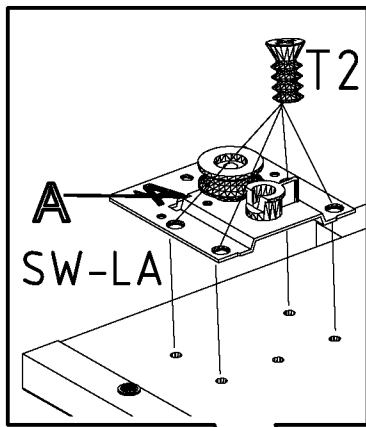

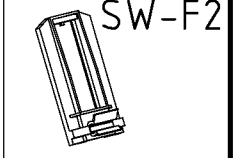
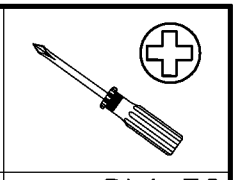
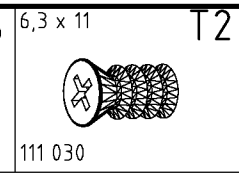
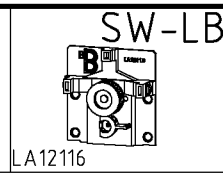
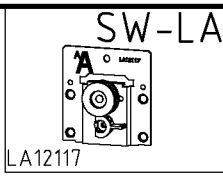
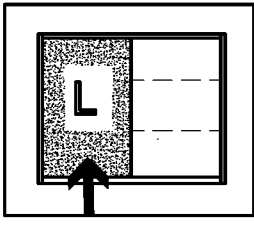




 SP13
 4 X 13mm

 121 122



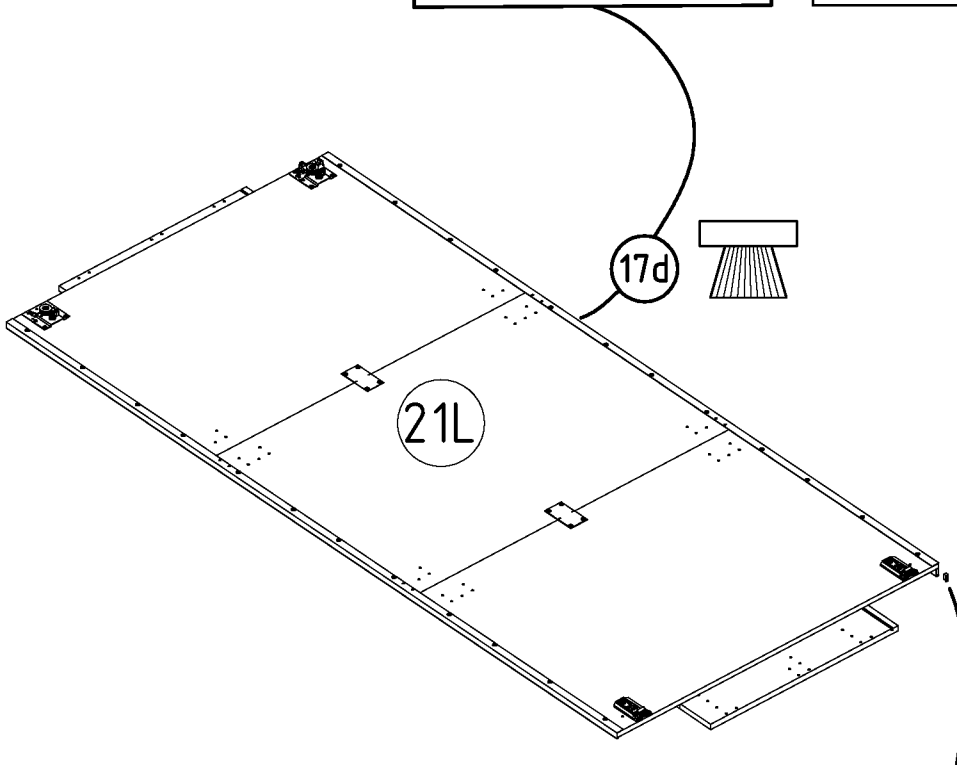
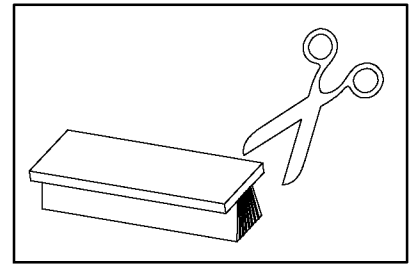
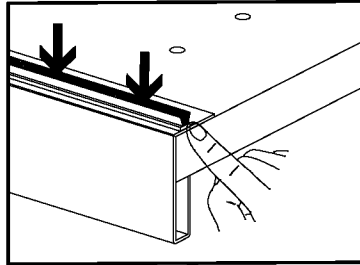
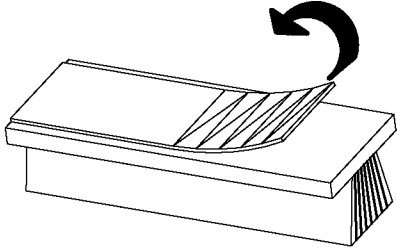

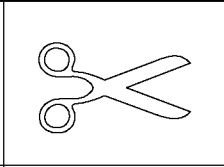
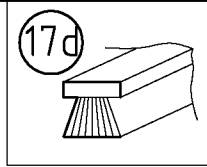
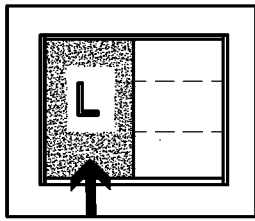

 (17B)

 (17C)



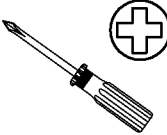

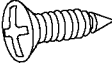
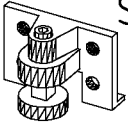
7

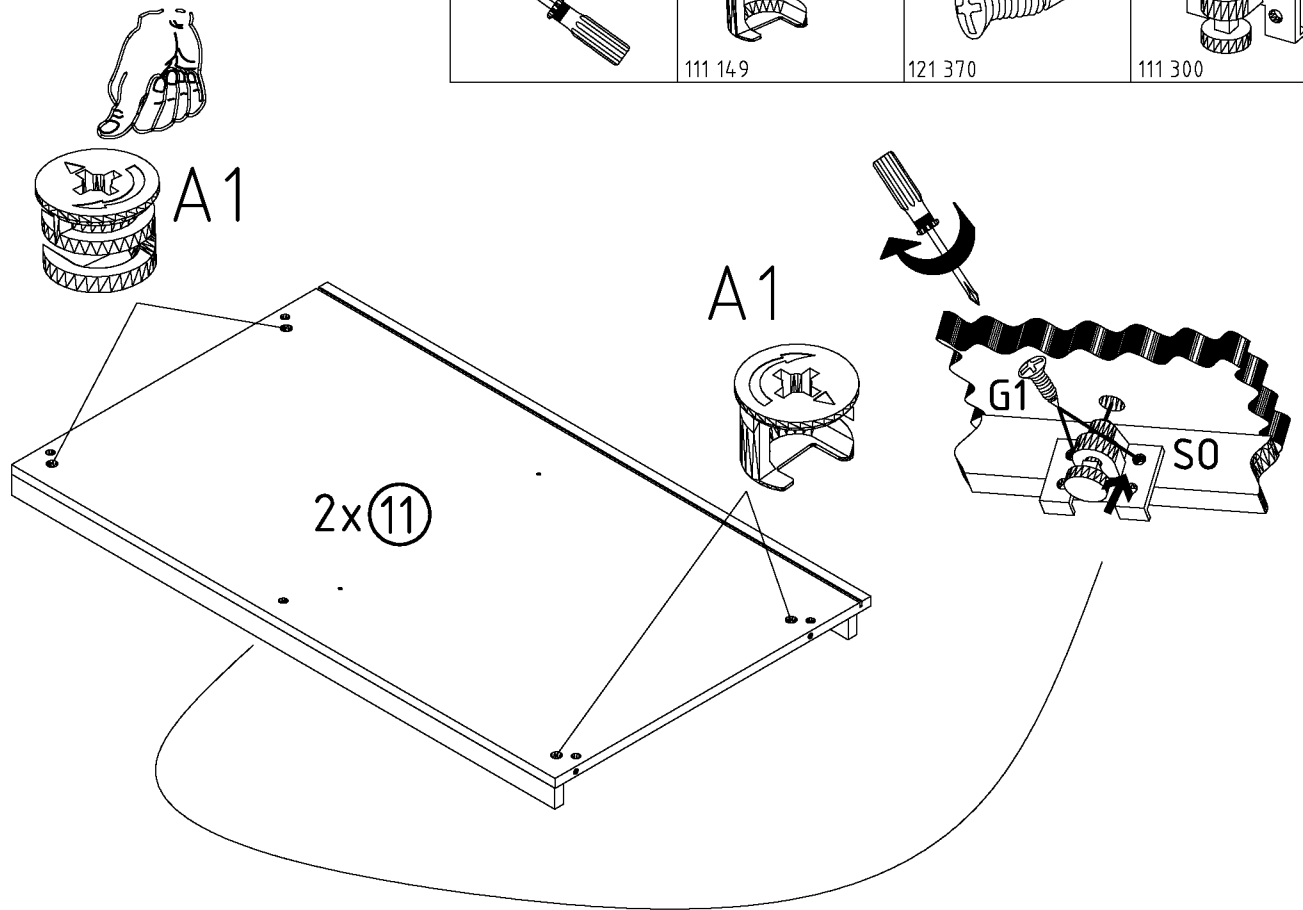


8

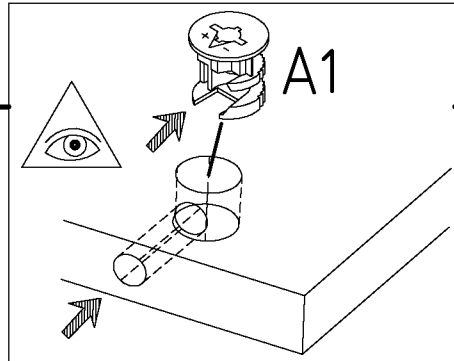



9

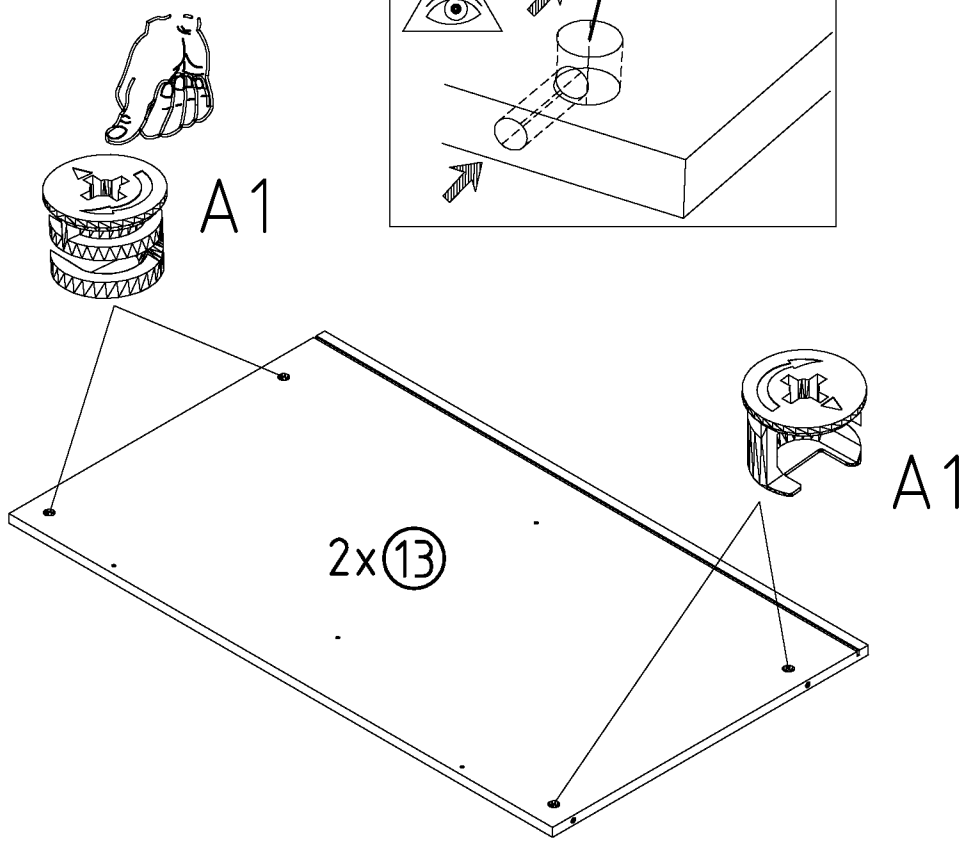
	 111 149	A1 3,5 x 15 mm G1  121 370	S0  111 300
--	--	---	---

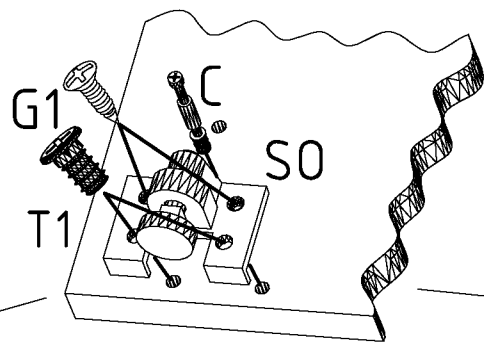
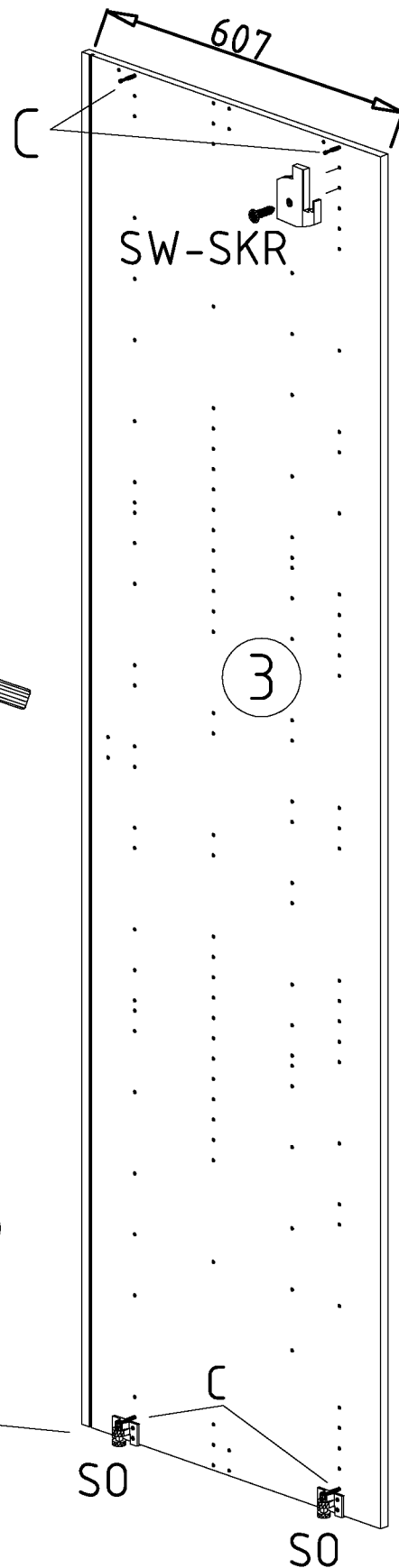
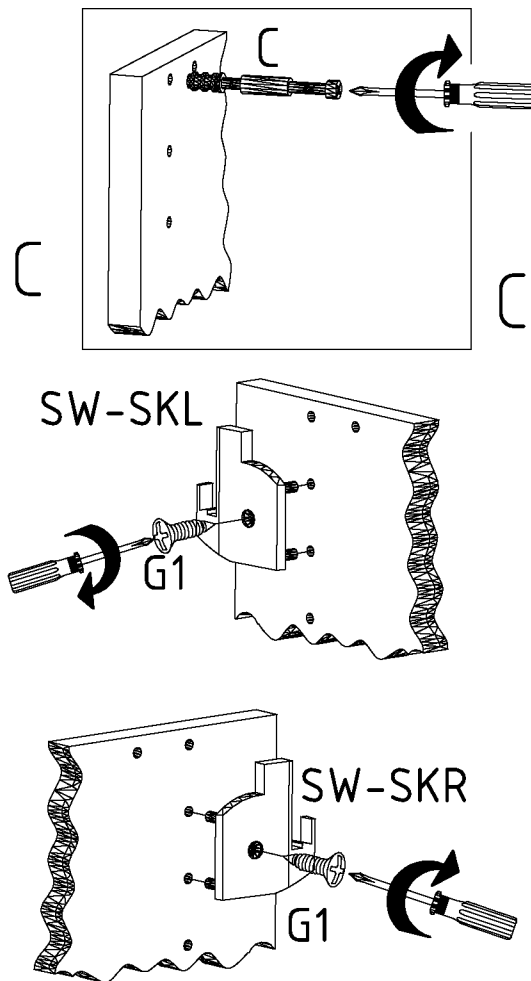
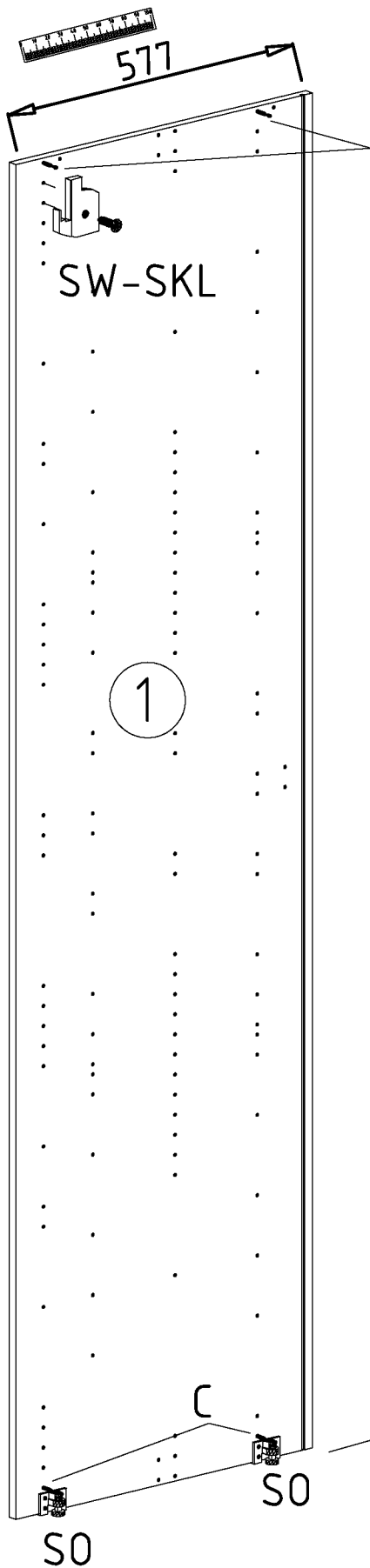
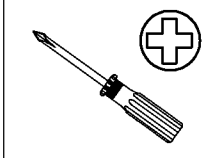
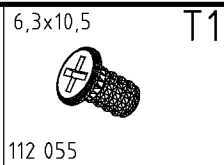
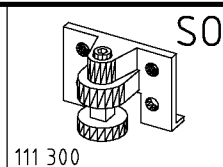
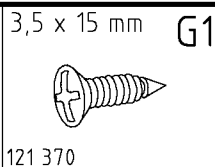
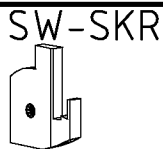
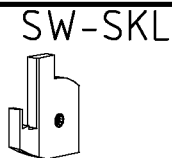
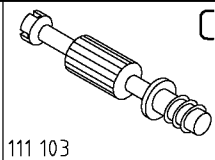



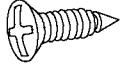
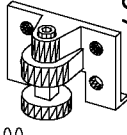


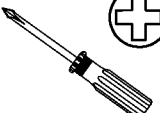

10

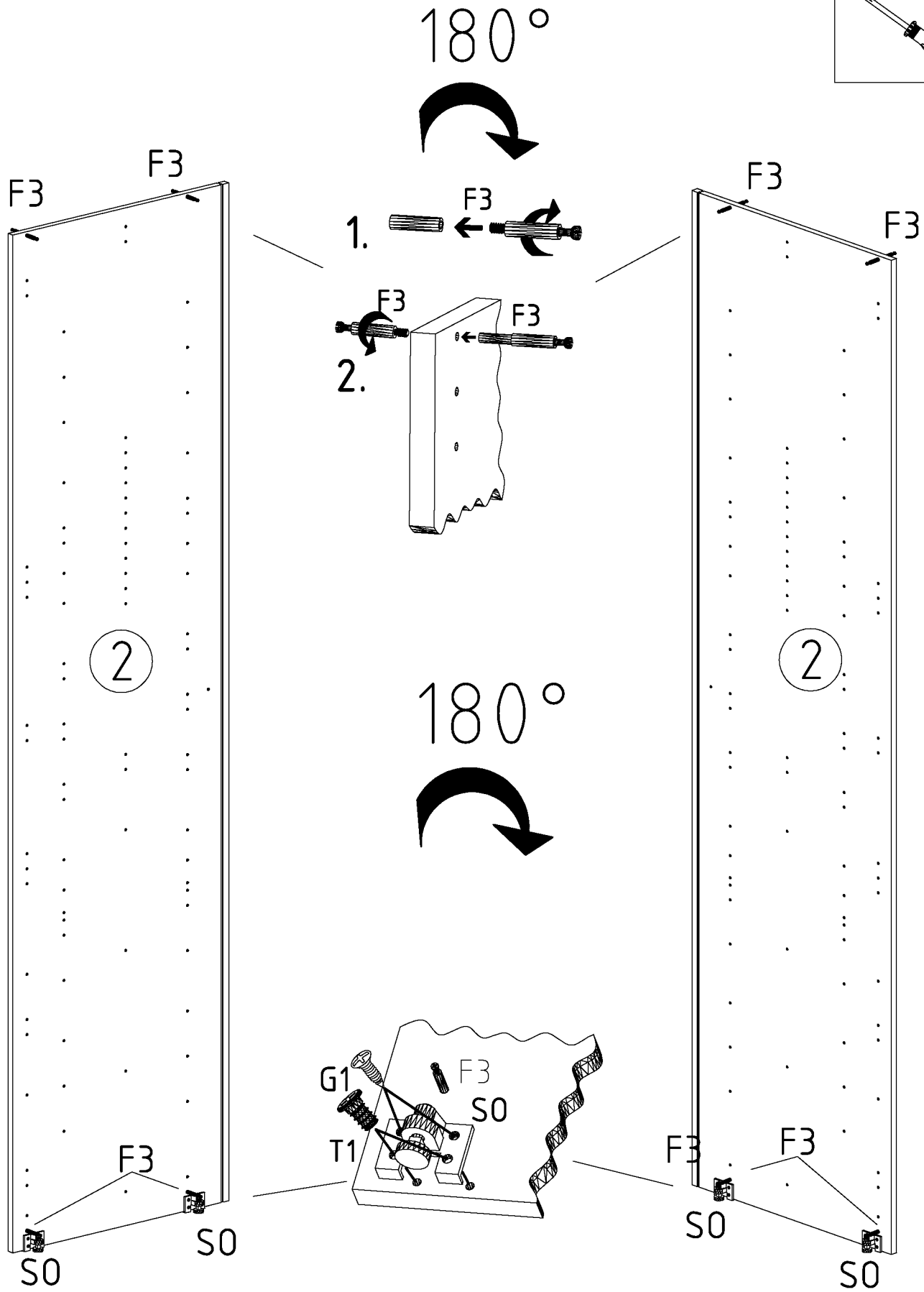


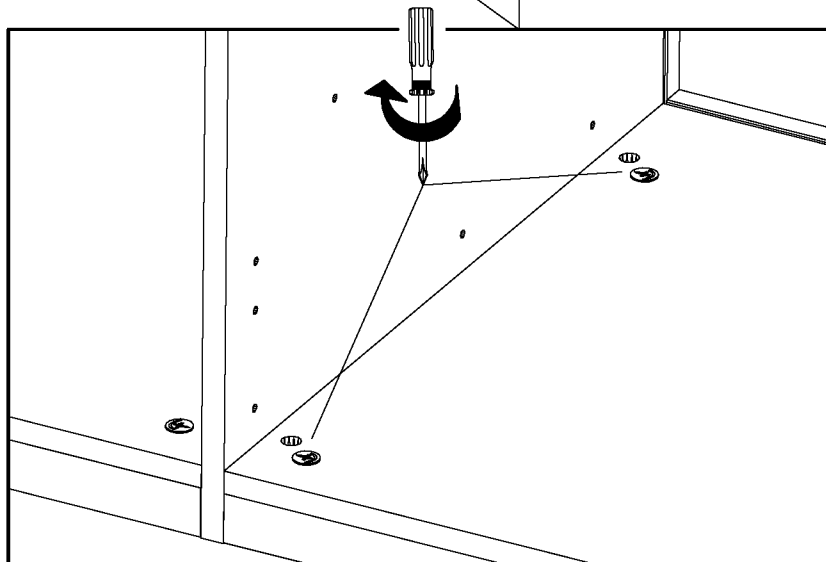
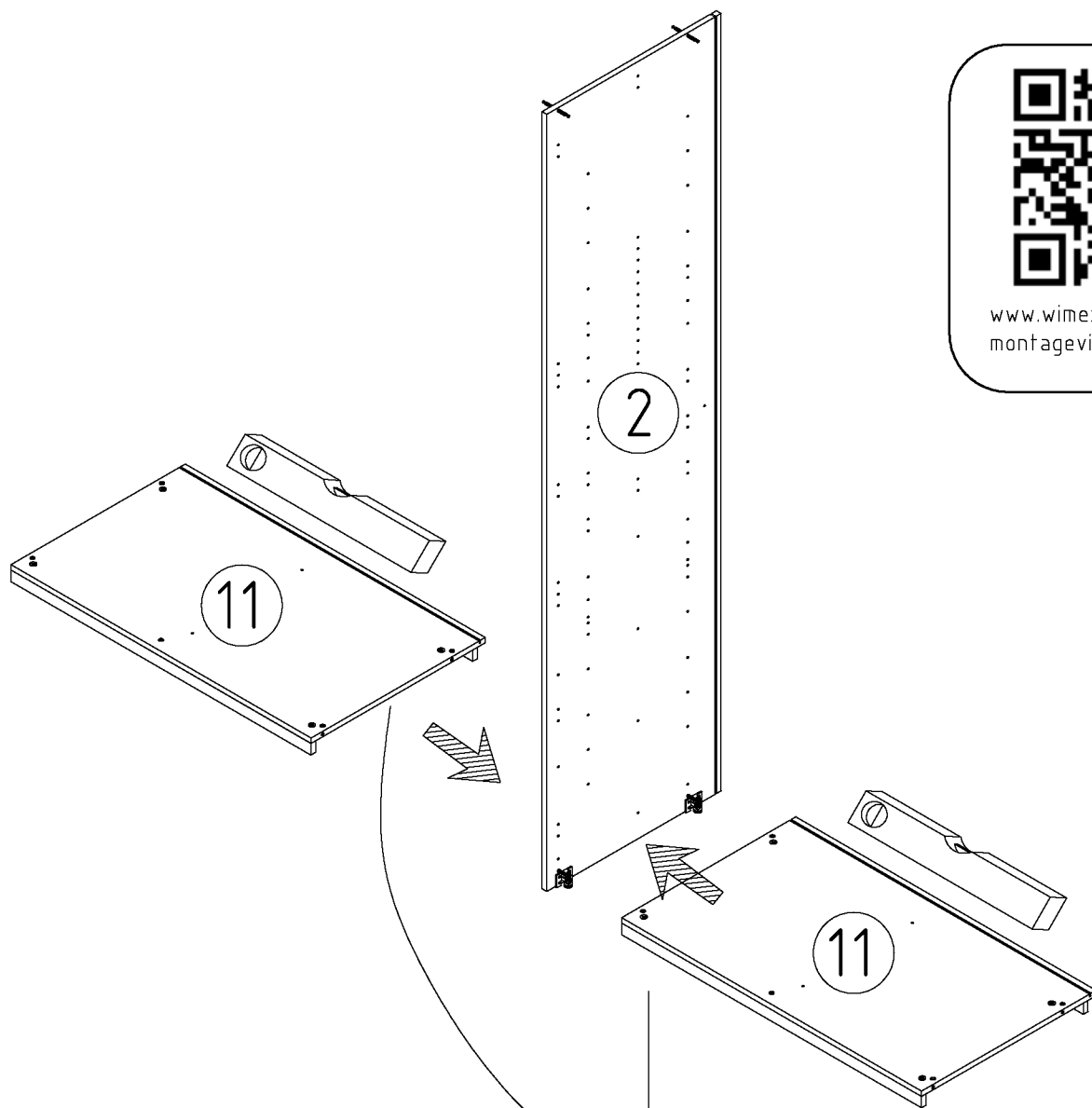
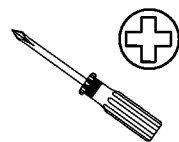
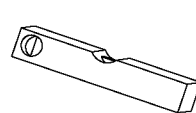
 A1 111 149
--

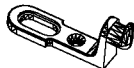

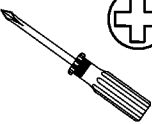



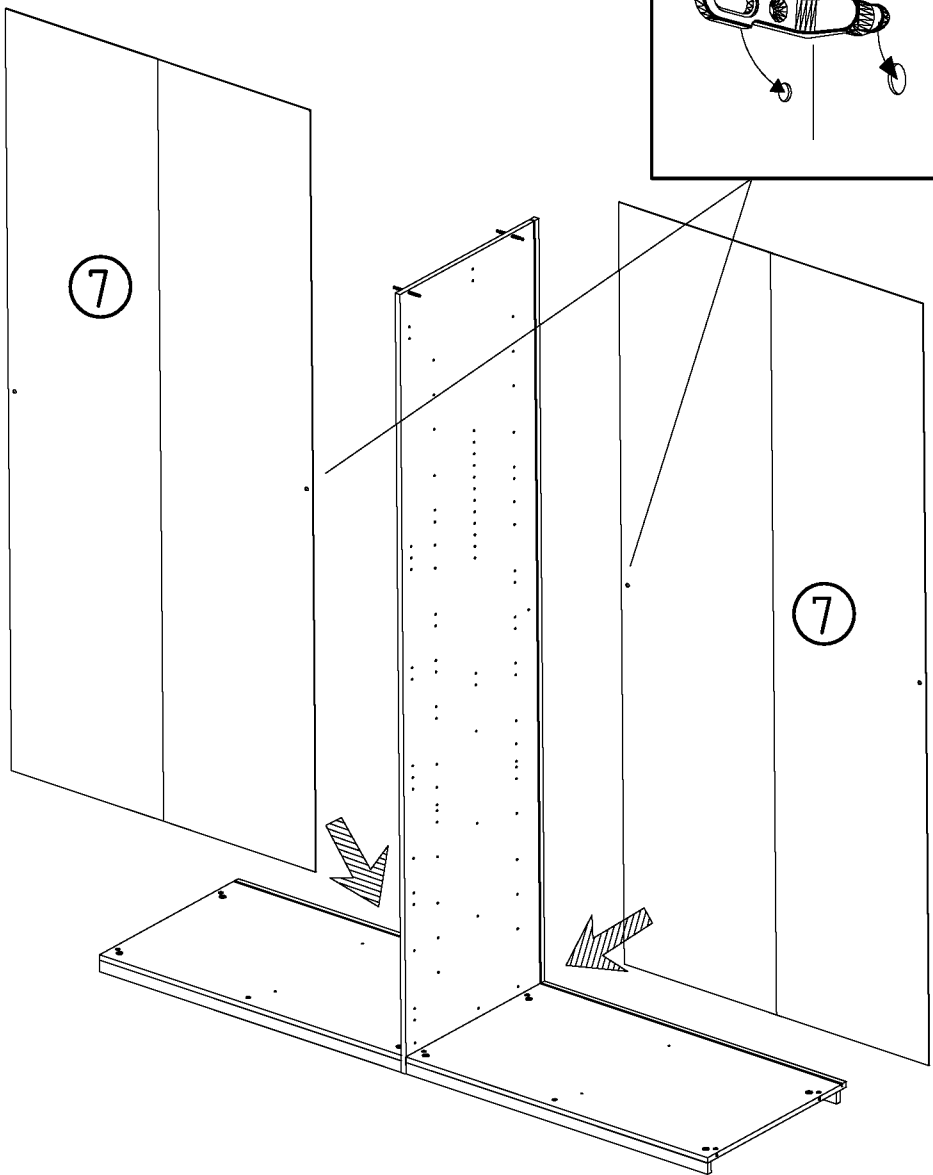
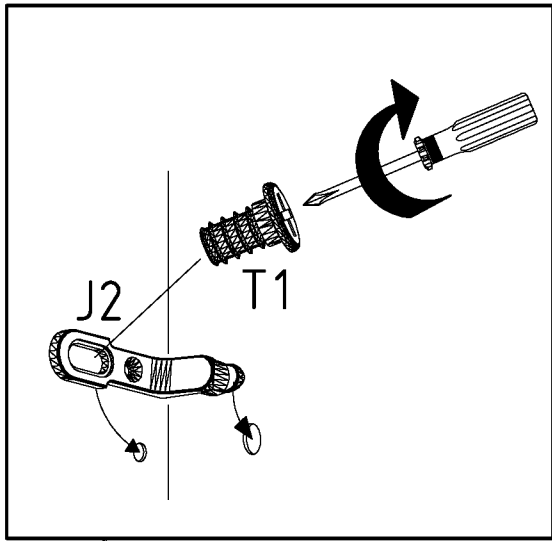


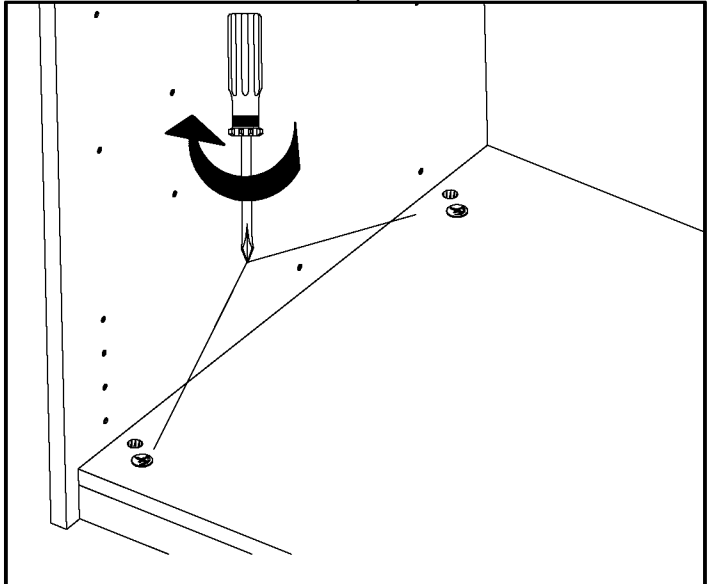
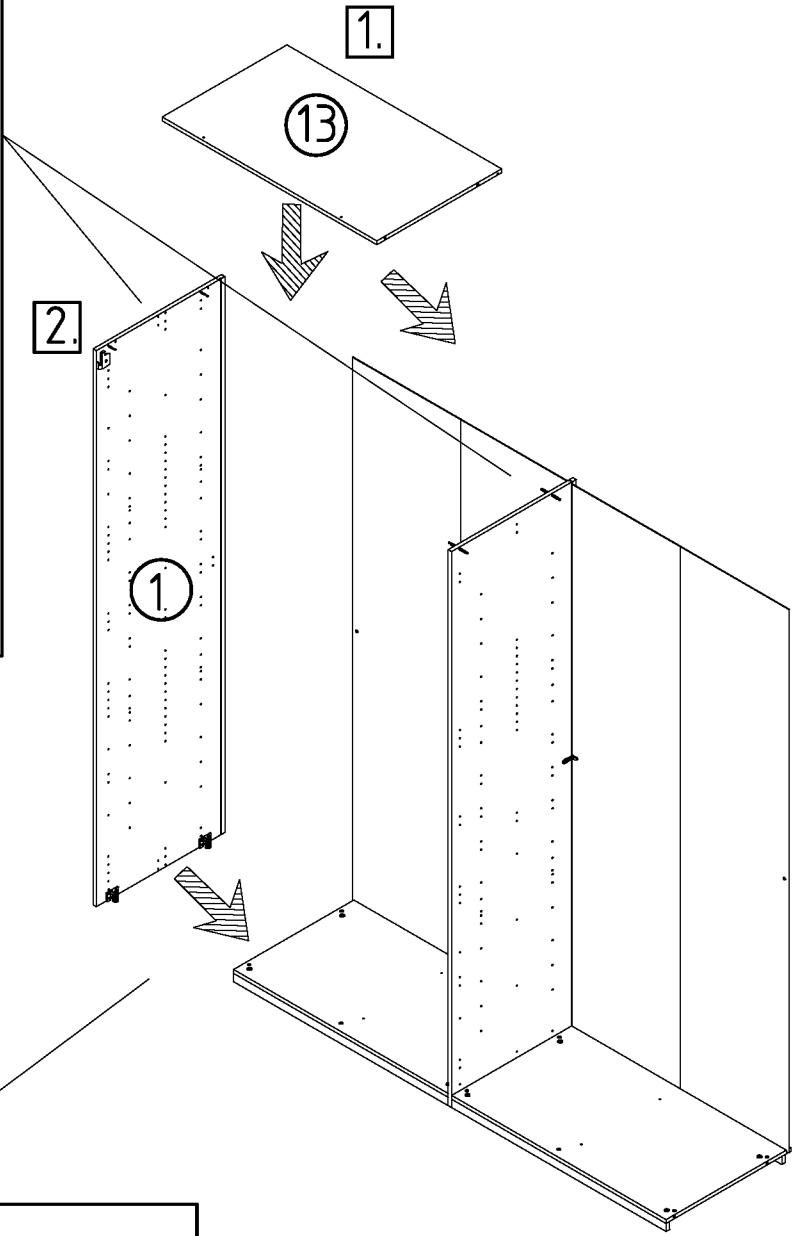
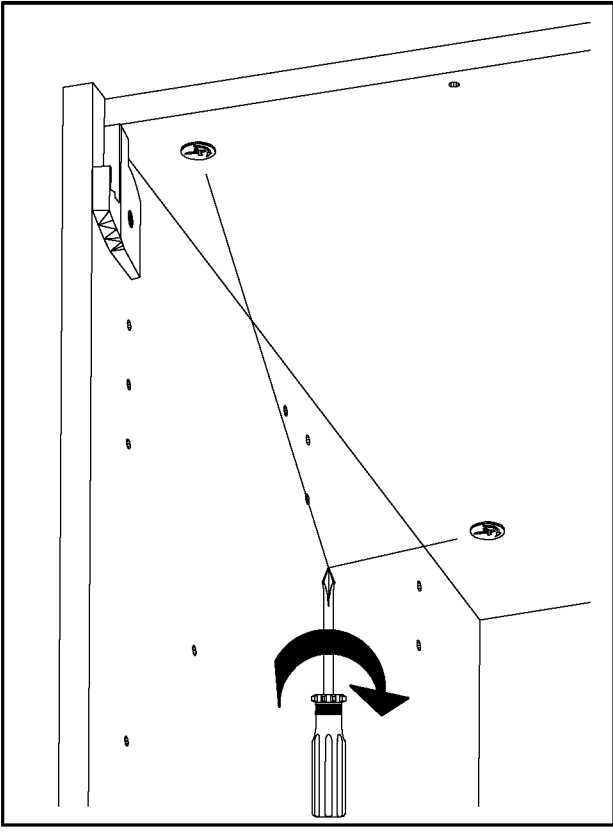
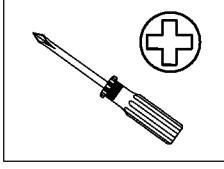
 F3 121 370	 3,5 x 15 mm G1 111 300	 S0 111 300	 6,3x10,5 112 055	 T1
				 

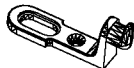

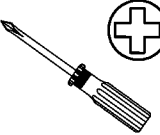



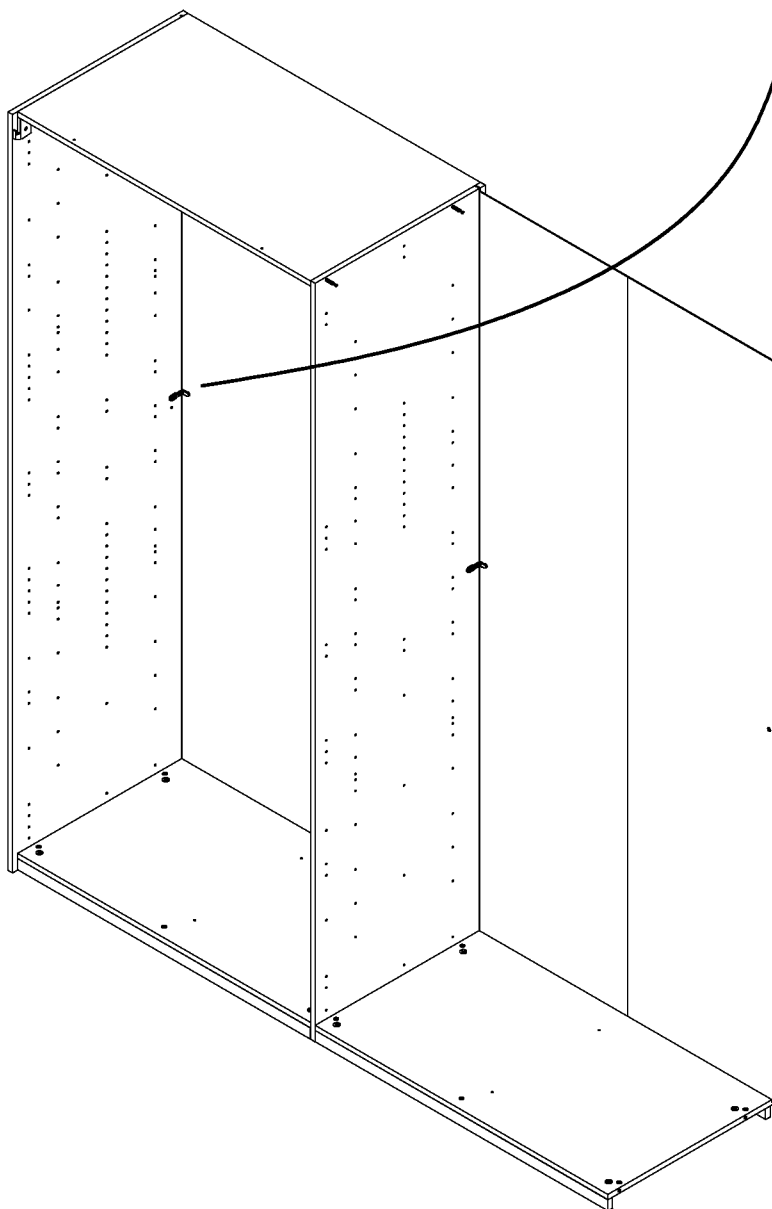
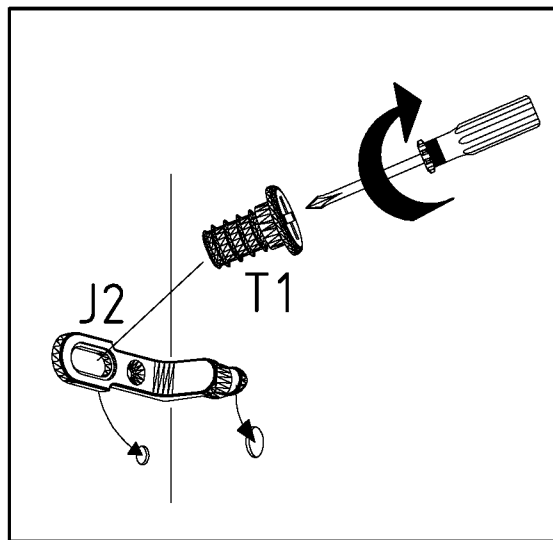


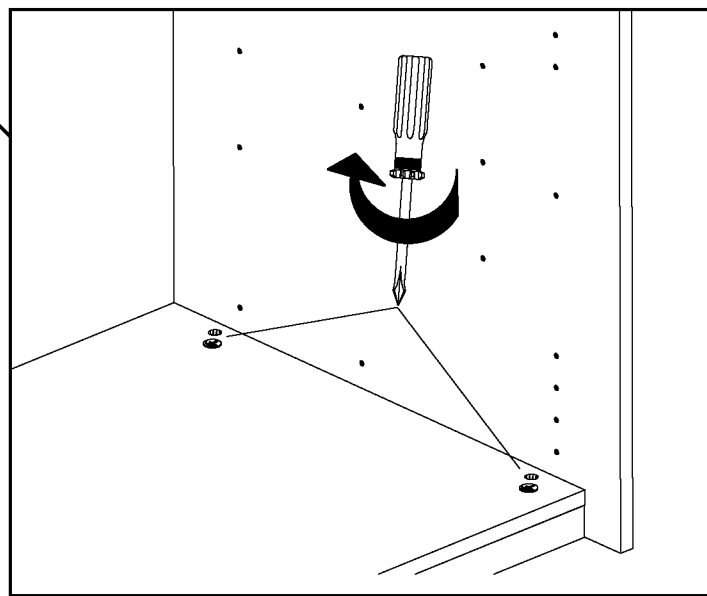
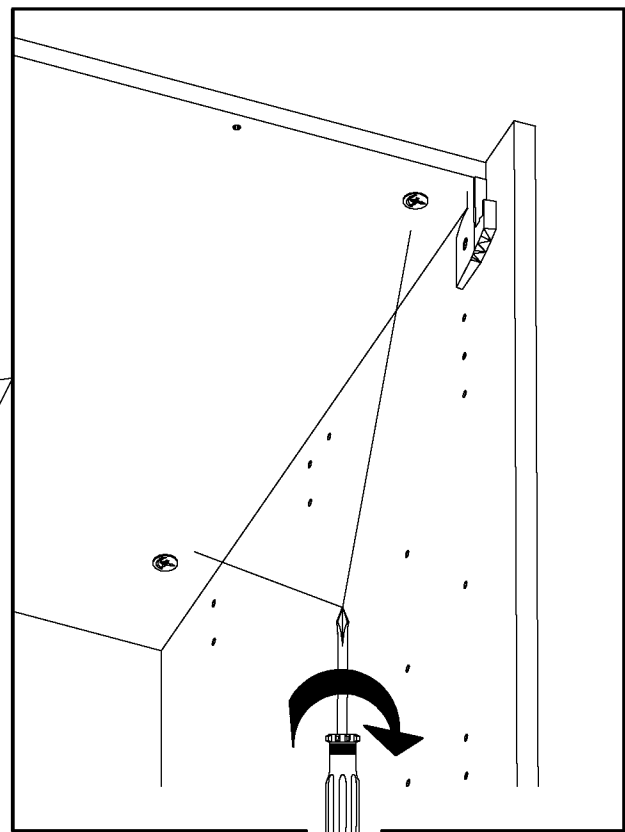
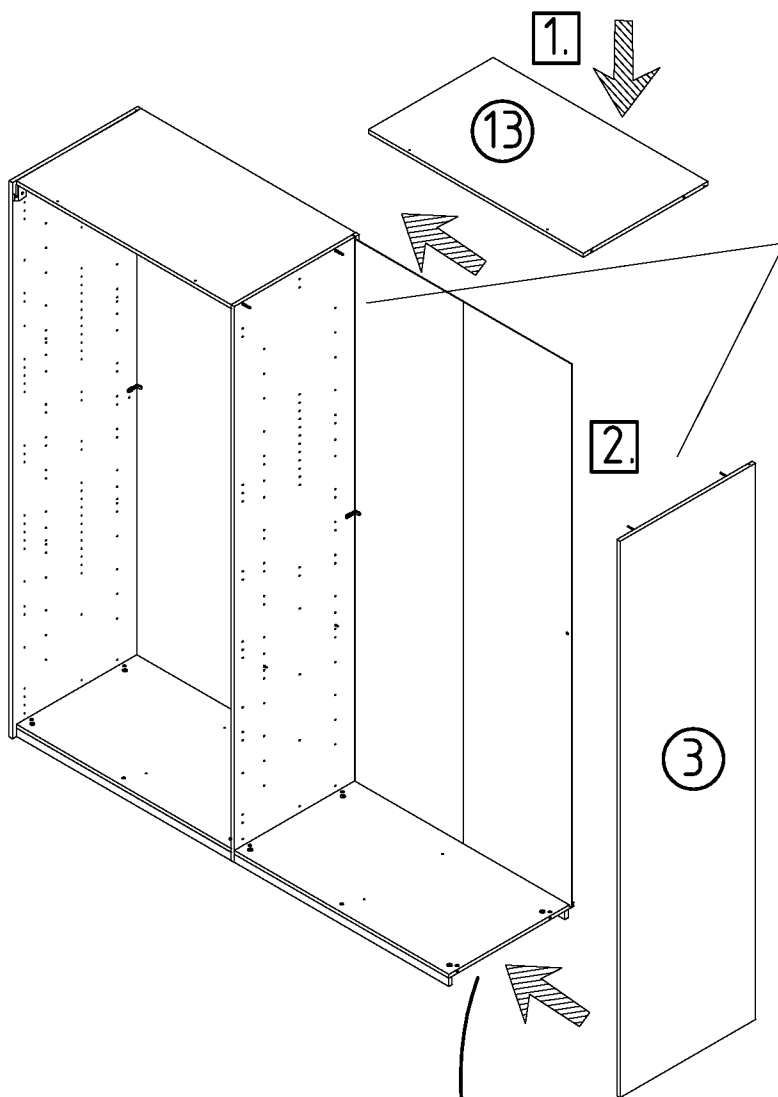
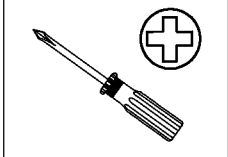
<p>J2</p>  <p>111 611</p>	<p>6,3x10,5</p>  <p>T1</p> <p>112 055</p>	 
--	---	---

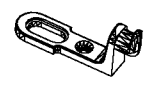

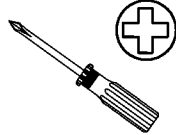



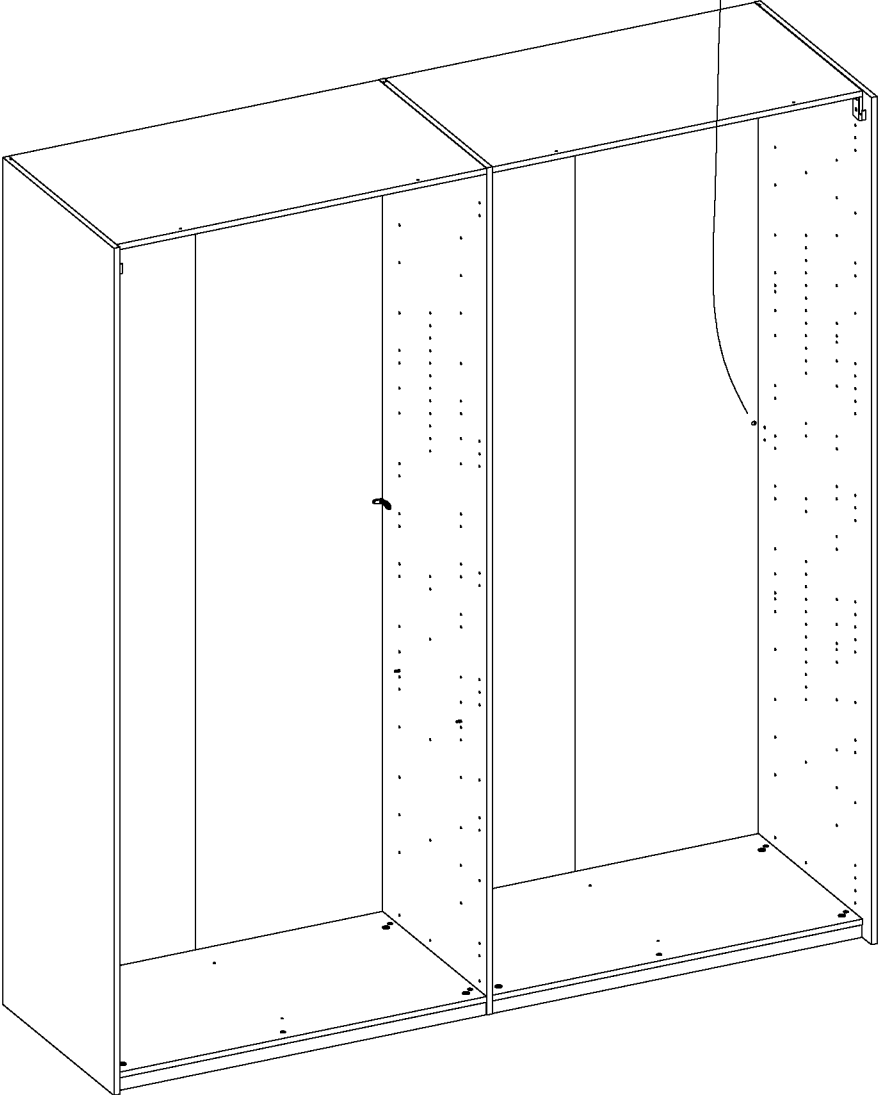
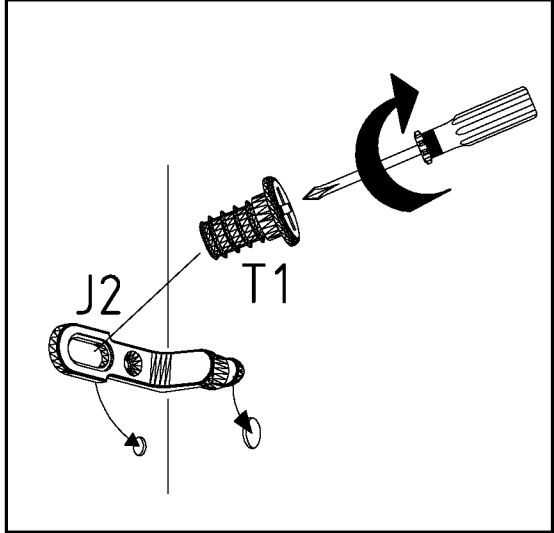


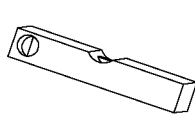
 <p>J2</p> <p>111 611</p>	<p>6,3x10,5</p>  <p>T1</p> <p>112 055</p>	 
--	---	---



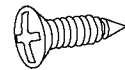


 <p>J2</p> <p>111 611</p>	<p>6,3x10,5</p>  <p>T1</p> <p>112 055</p>	 
--	---	---

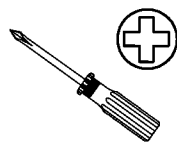




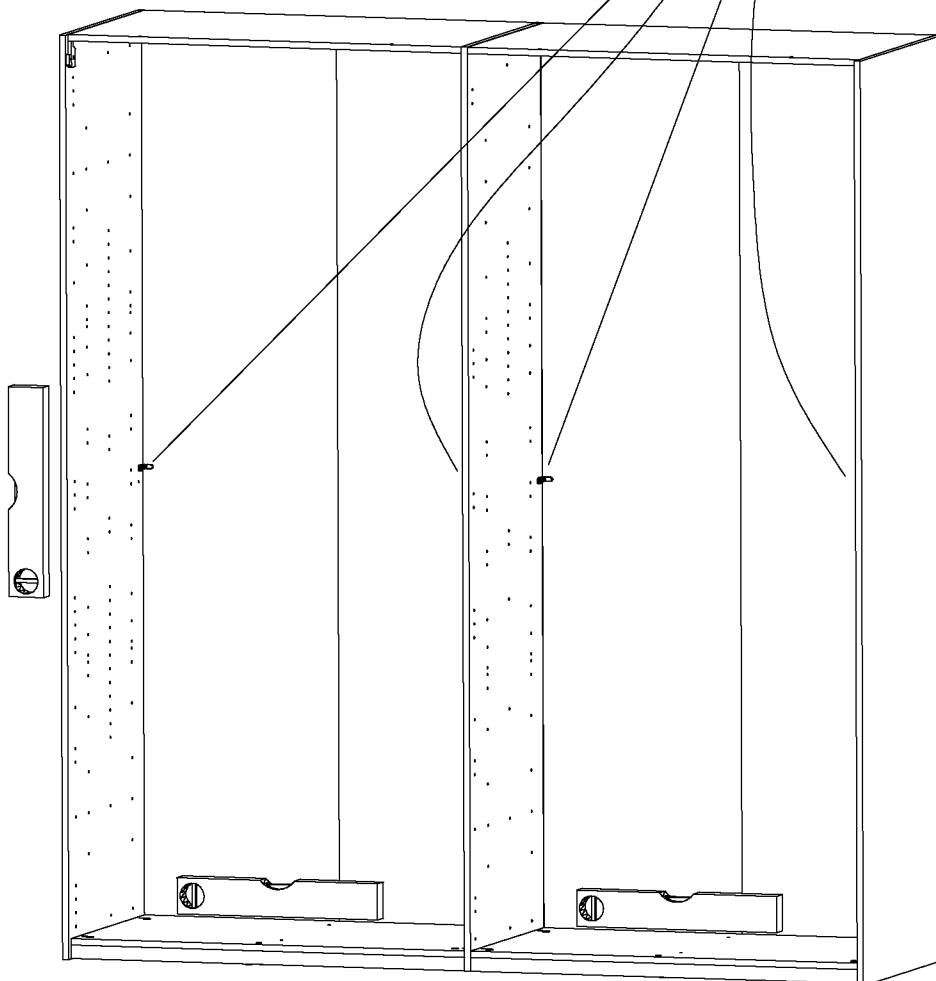
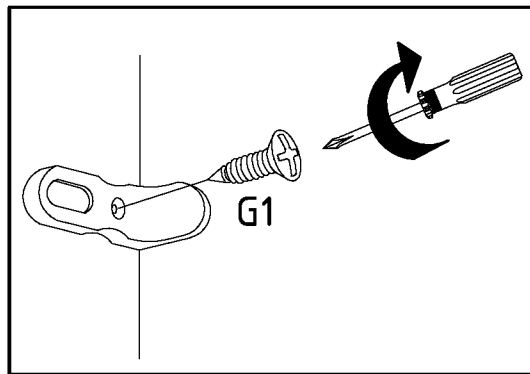

3,5 x 15 mm G1

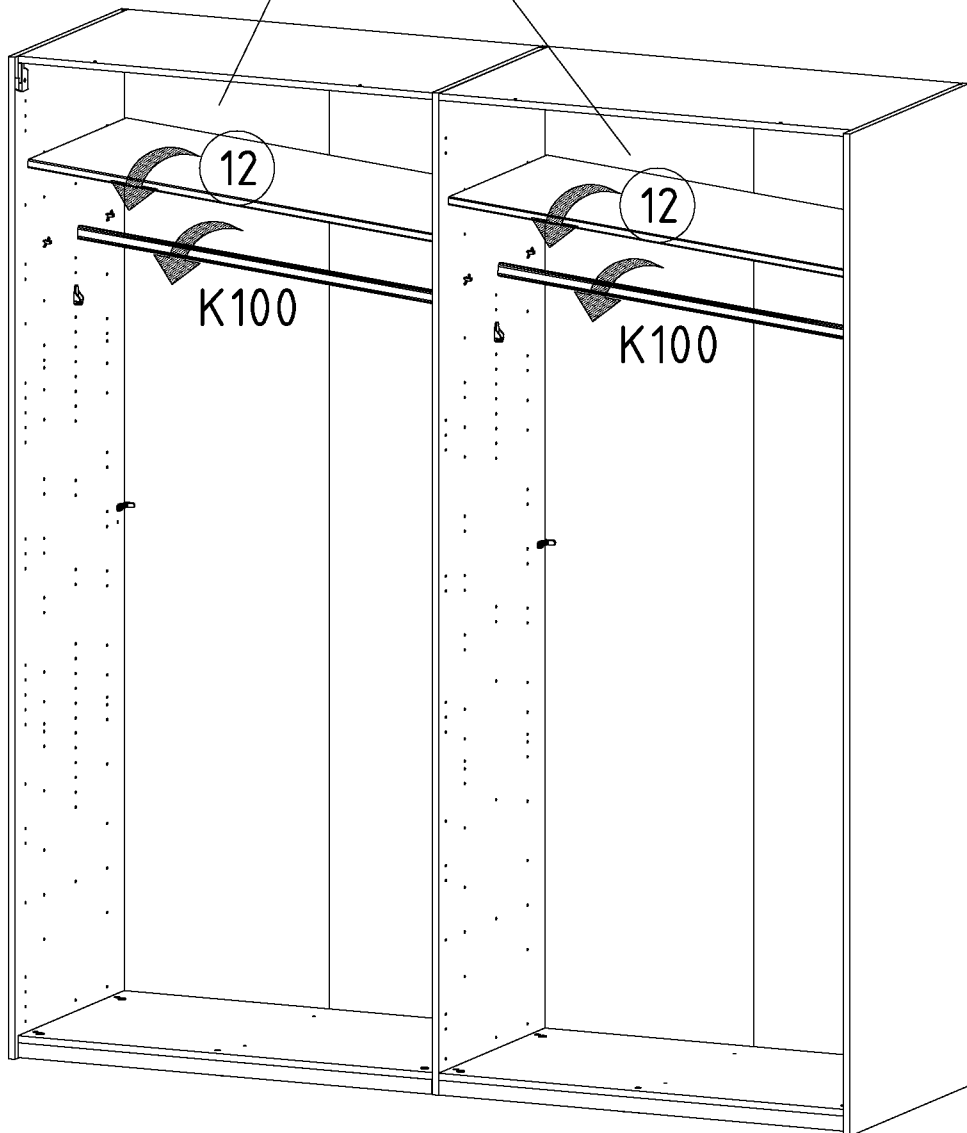
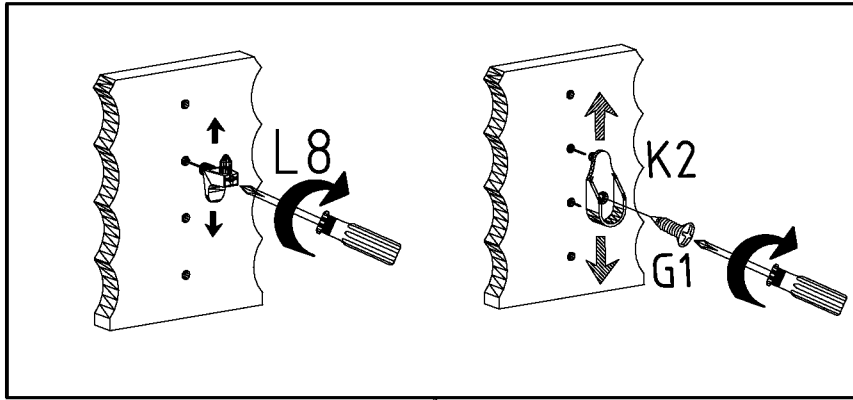
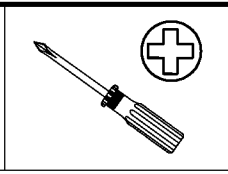
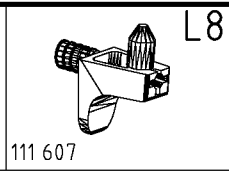
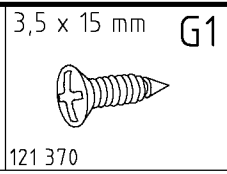
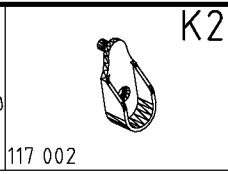
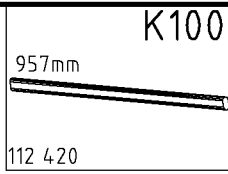


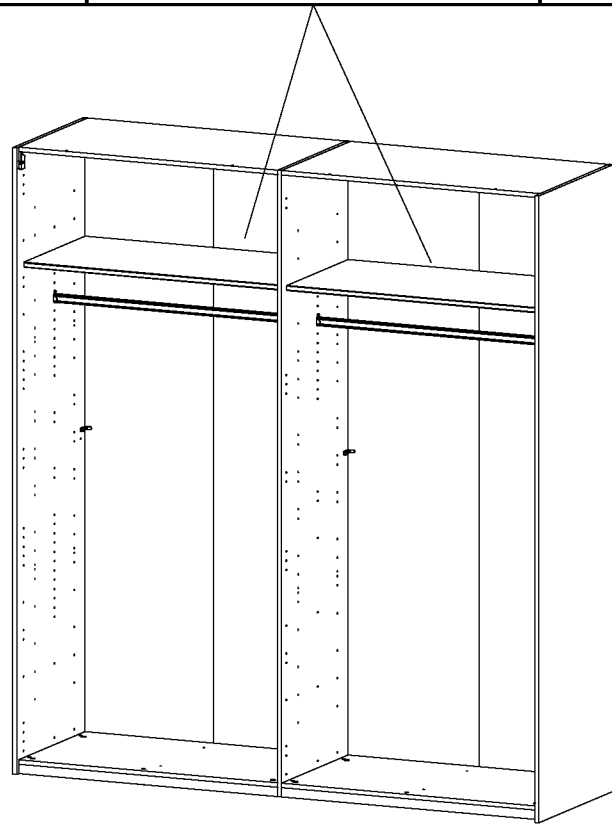
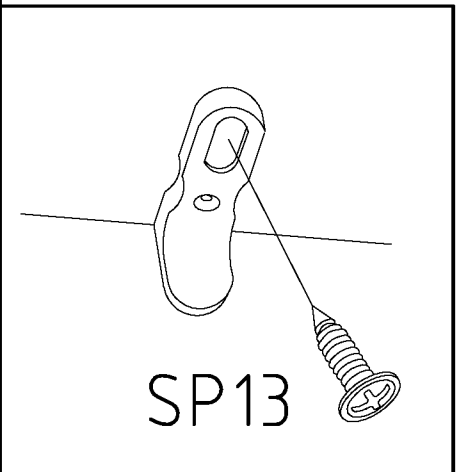
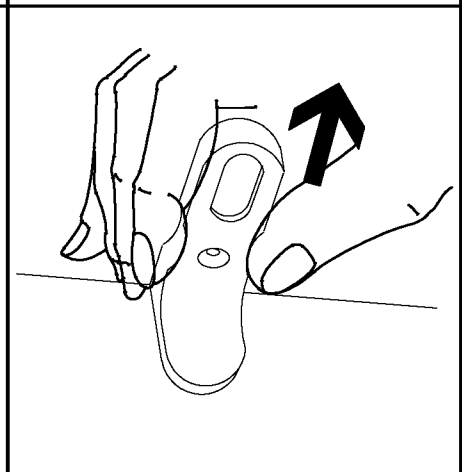
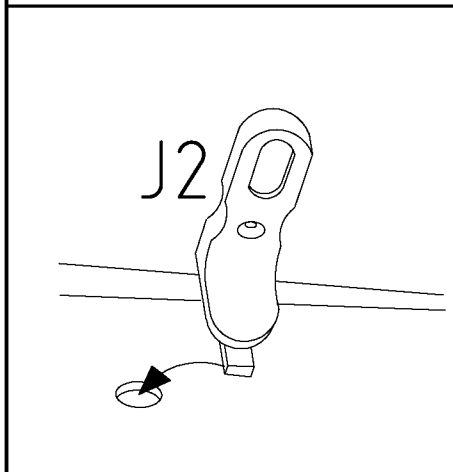
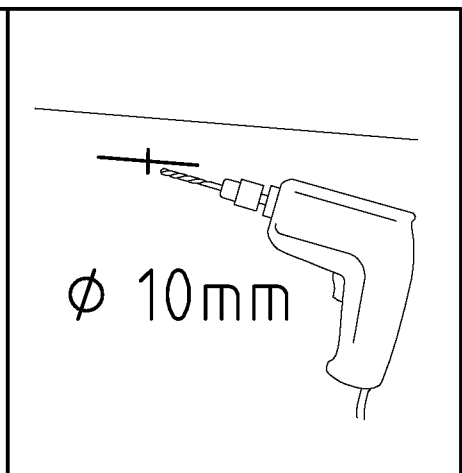
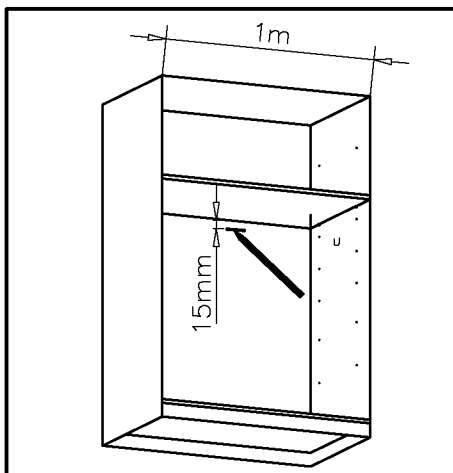
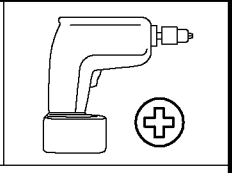
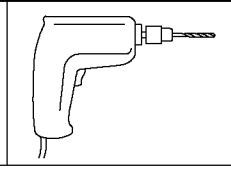
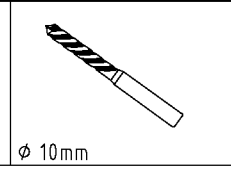
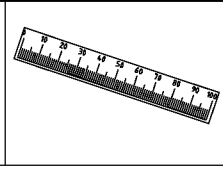
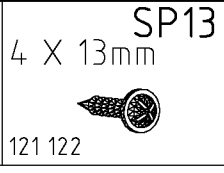
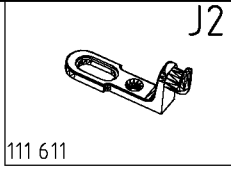
121 370

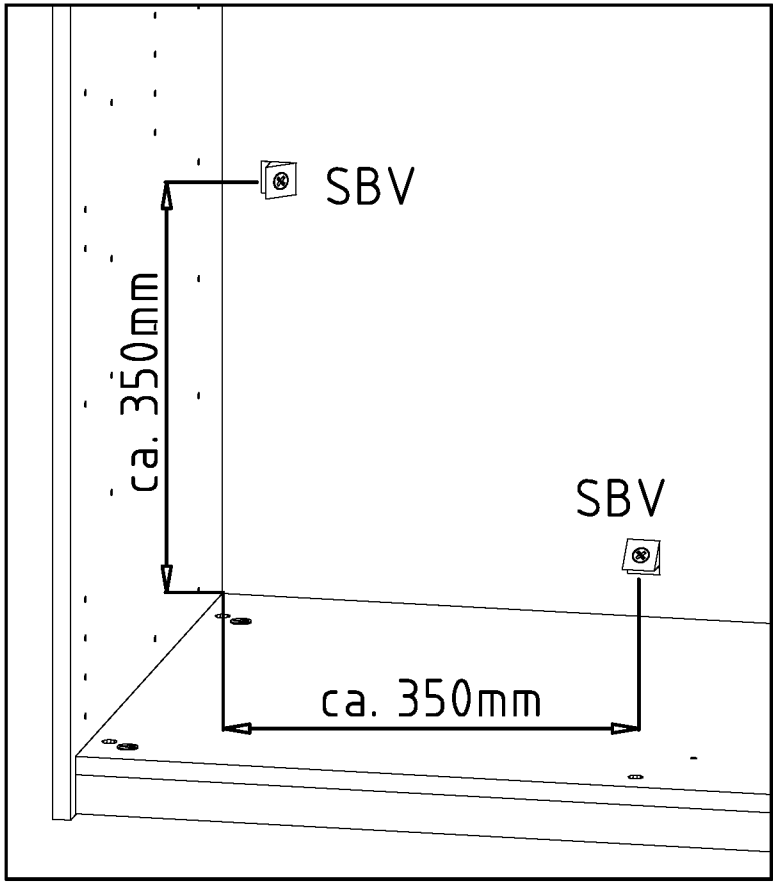
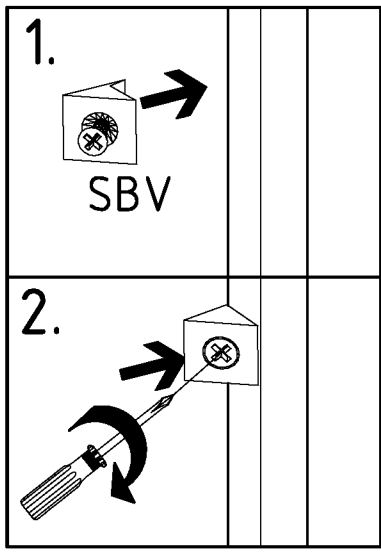
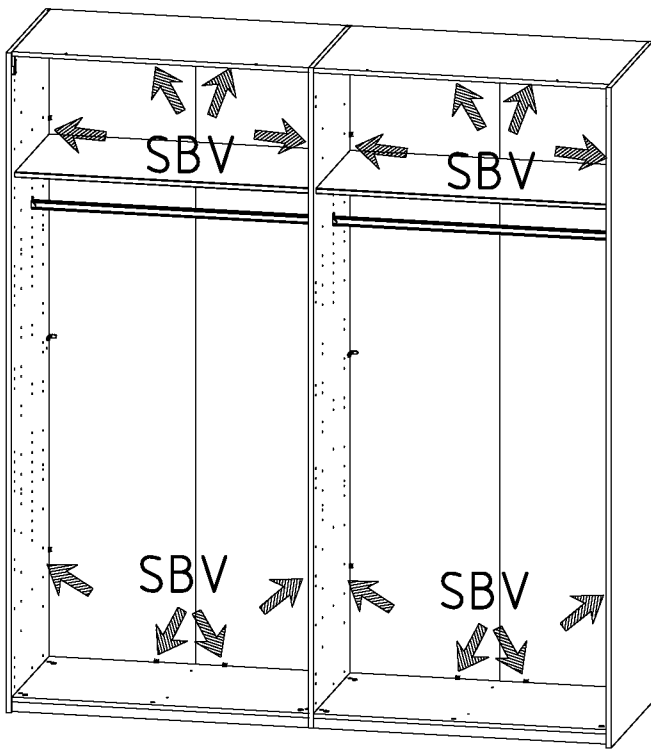


[www.wimex-online.com/
montagevideo/582020.mp4](http://www.wimex-online.com/montagevideo/582020.mp4)





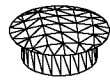
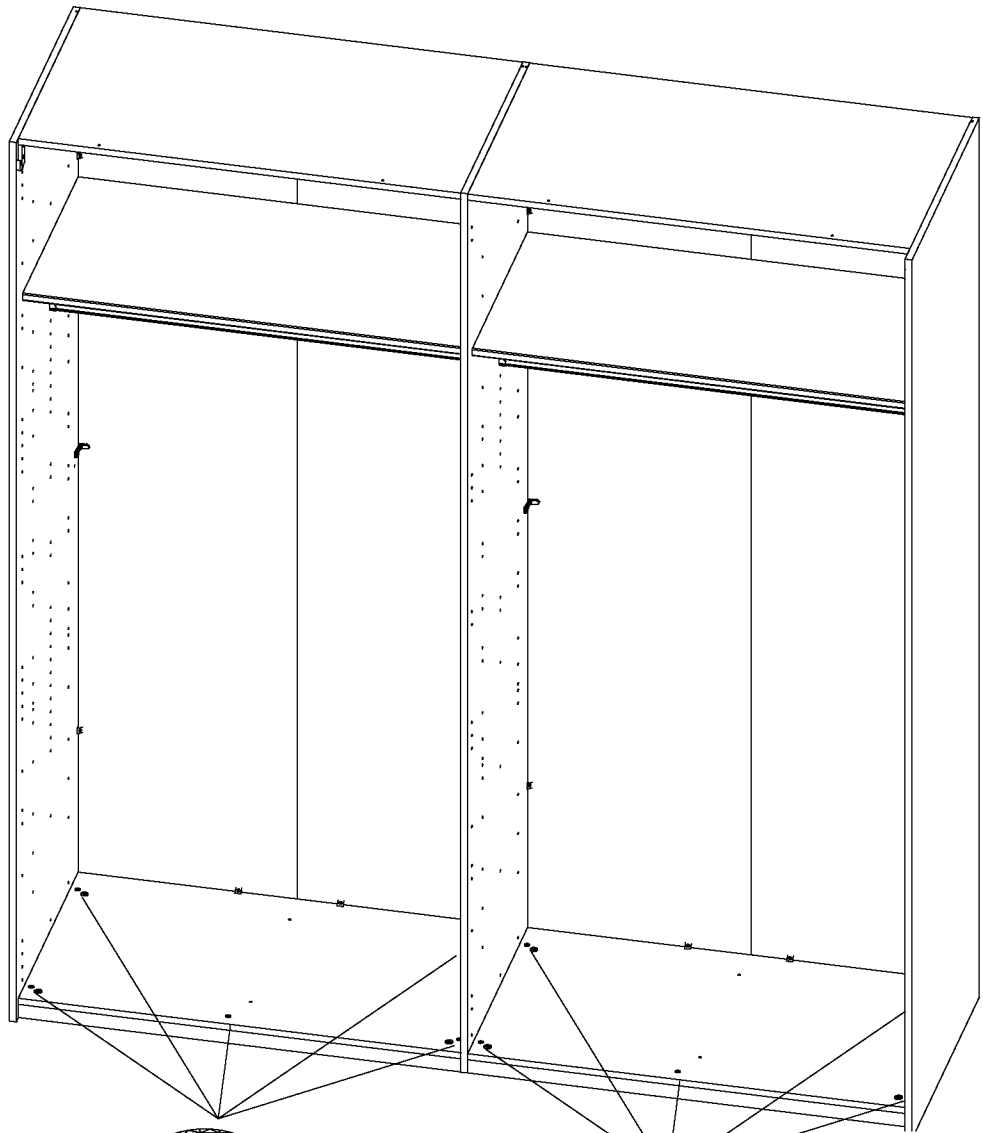




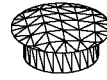


111 xxx

φ12



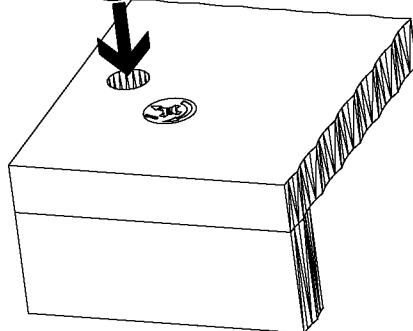
V12

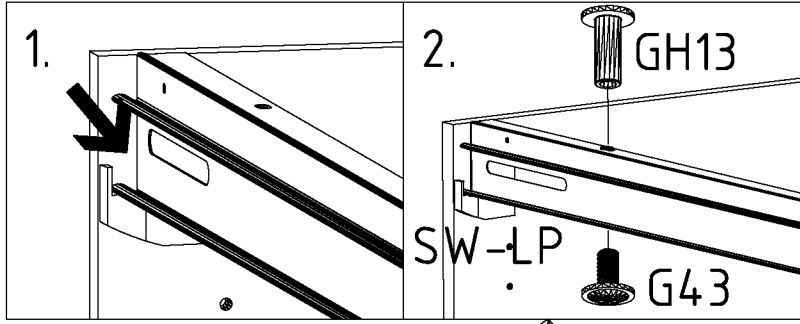


V12



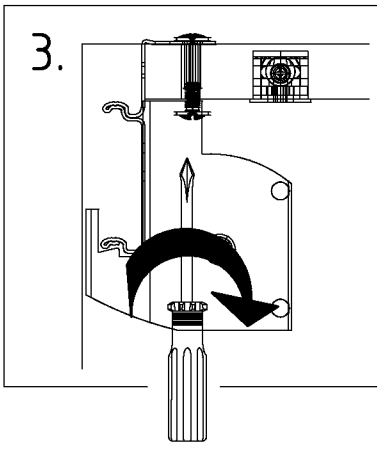
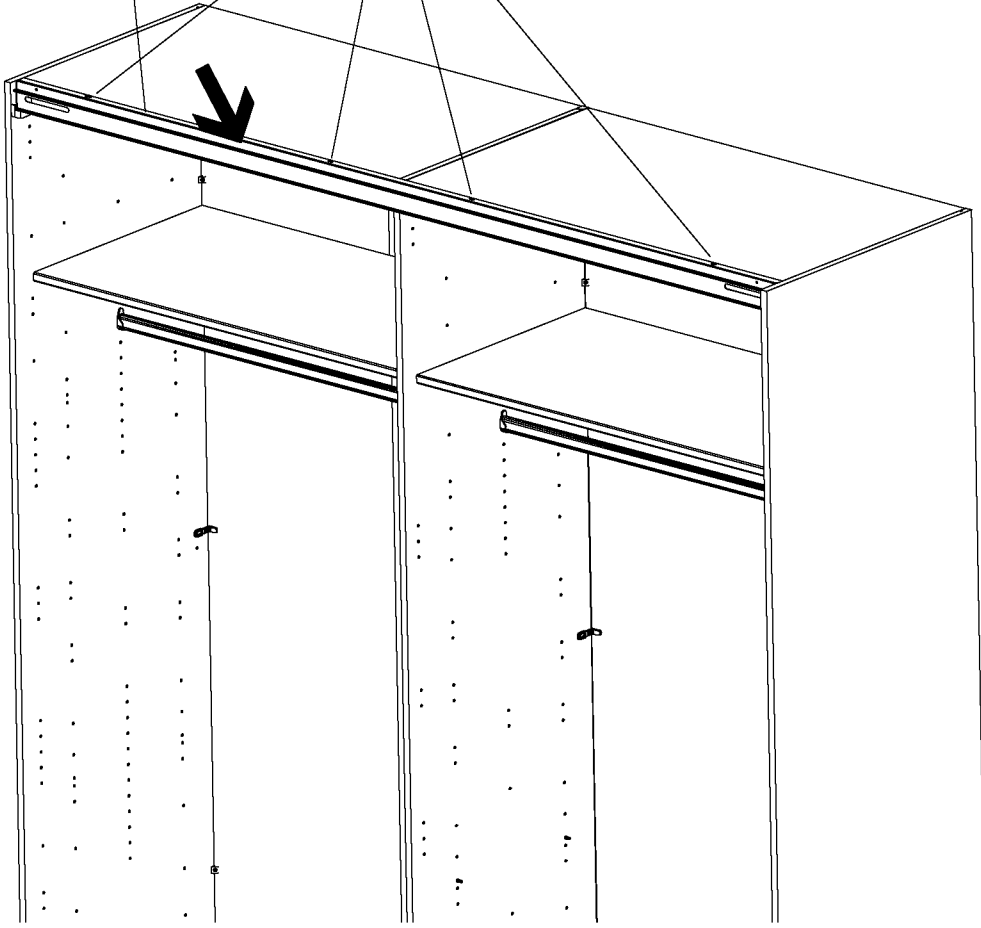
V12

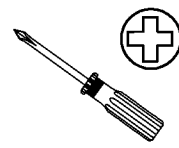




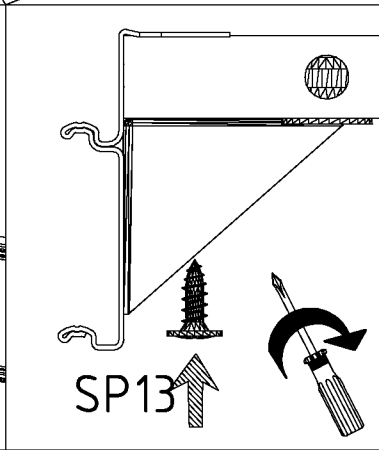
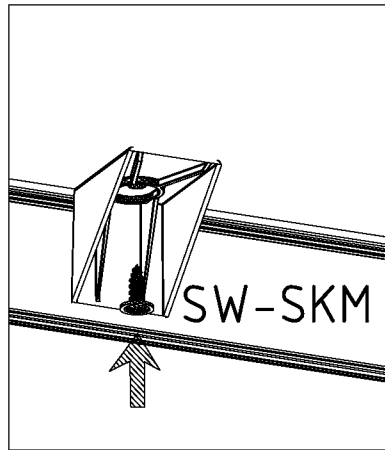
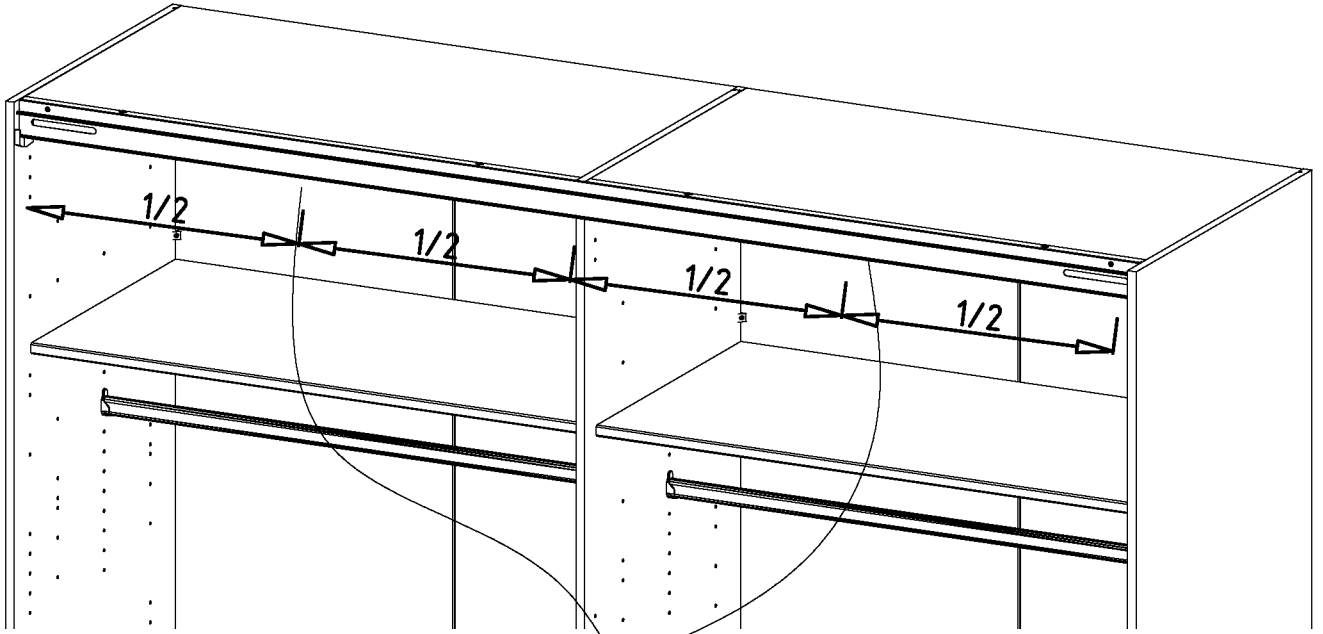
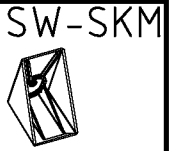
 G43 M4x10	
 GH13 M4x13 PZ	 SW-LP L = 1941

SW-LP
L=1941 mm

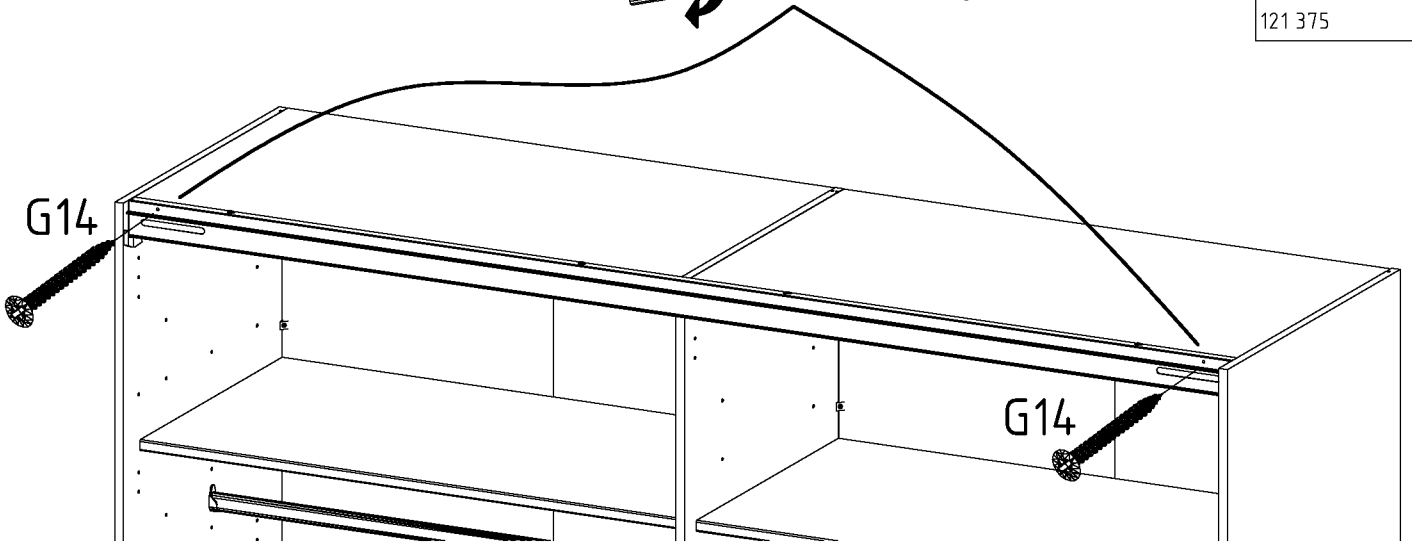
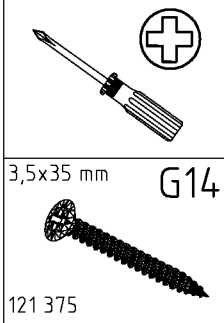
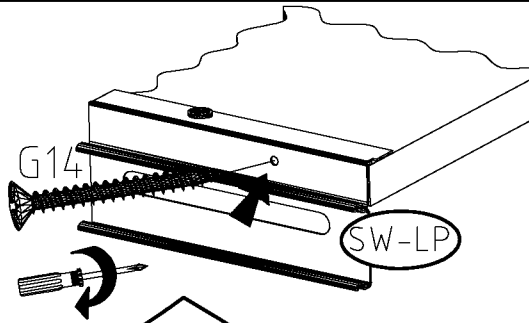





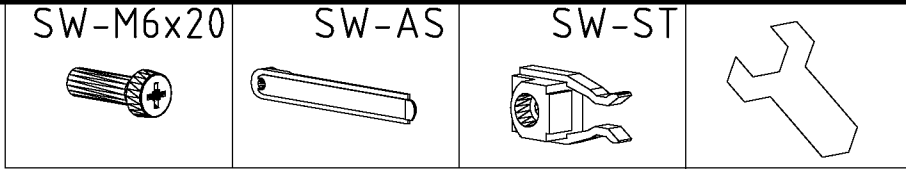
SP13
4 X 13mm
121 122



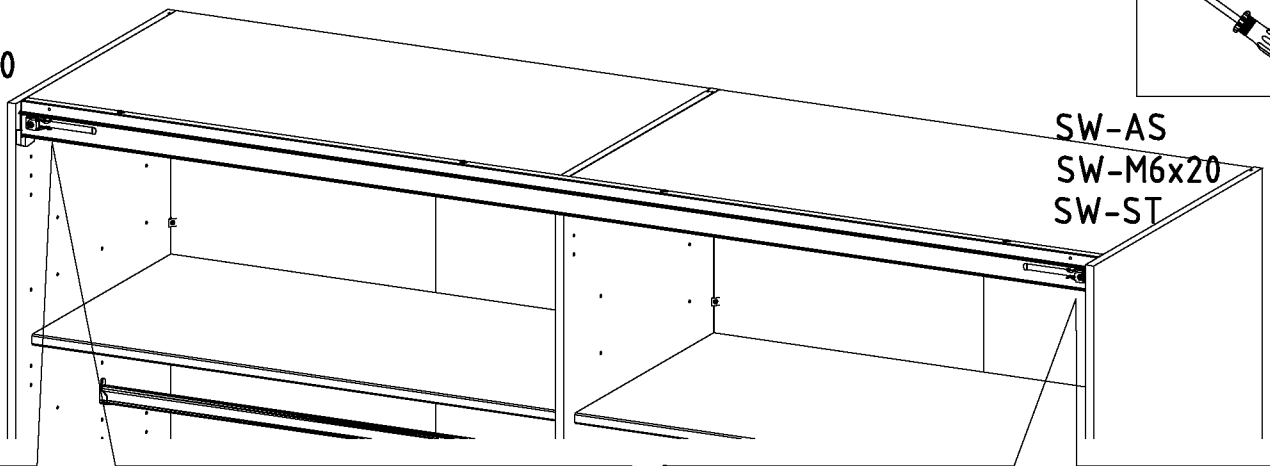
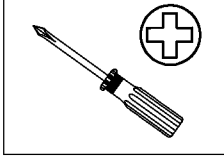
26



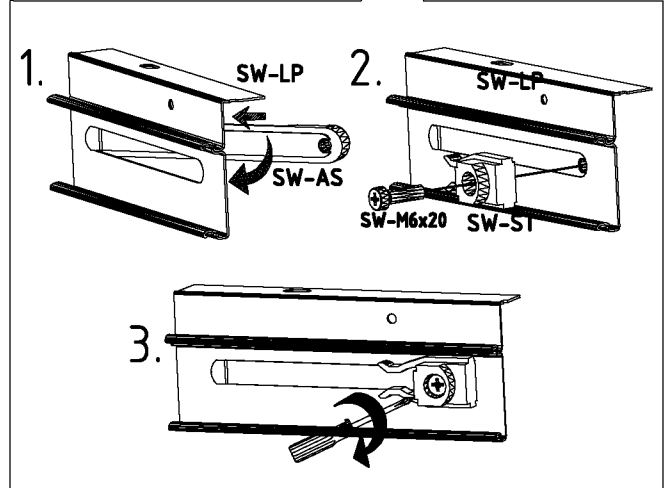
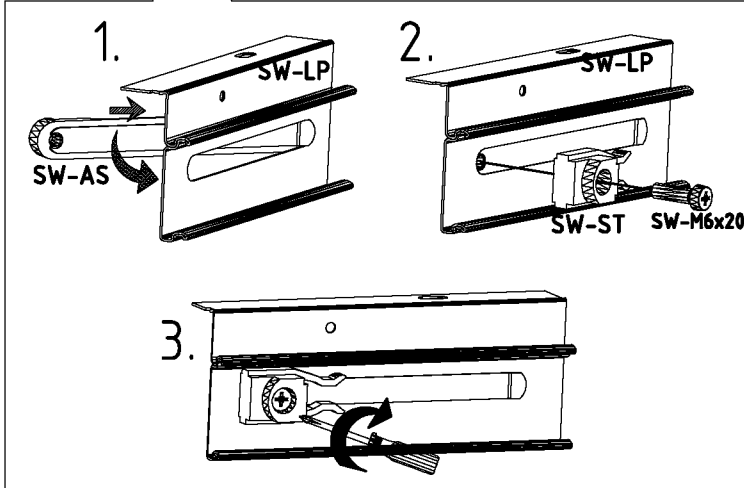
27



SW-AS
SW-M6x20
SW-ST



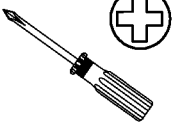
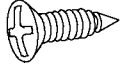
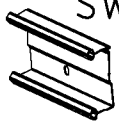
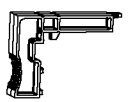
SW-AS
SW-M6x20
SW-ST

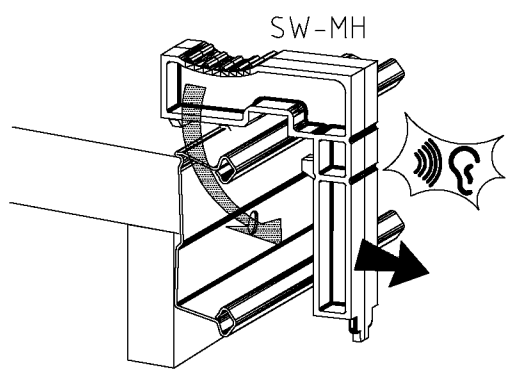
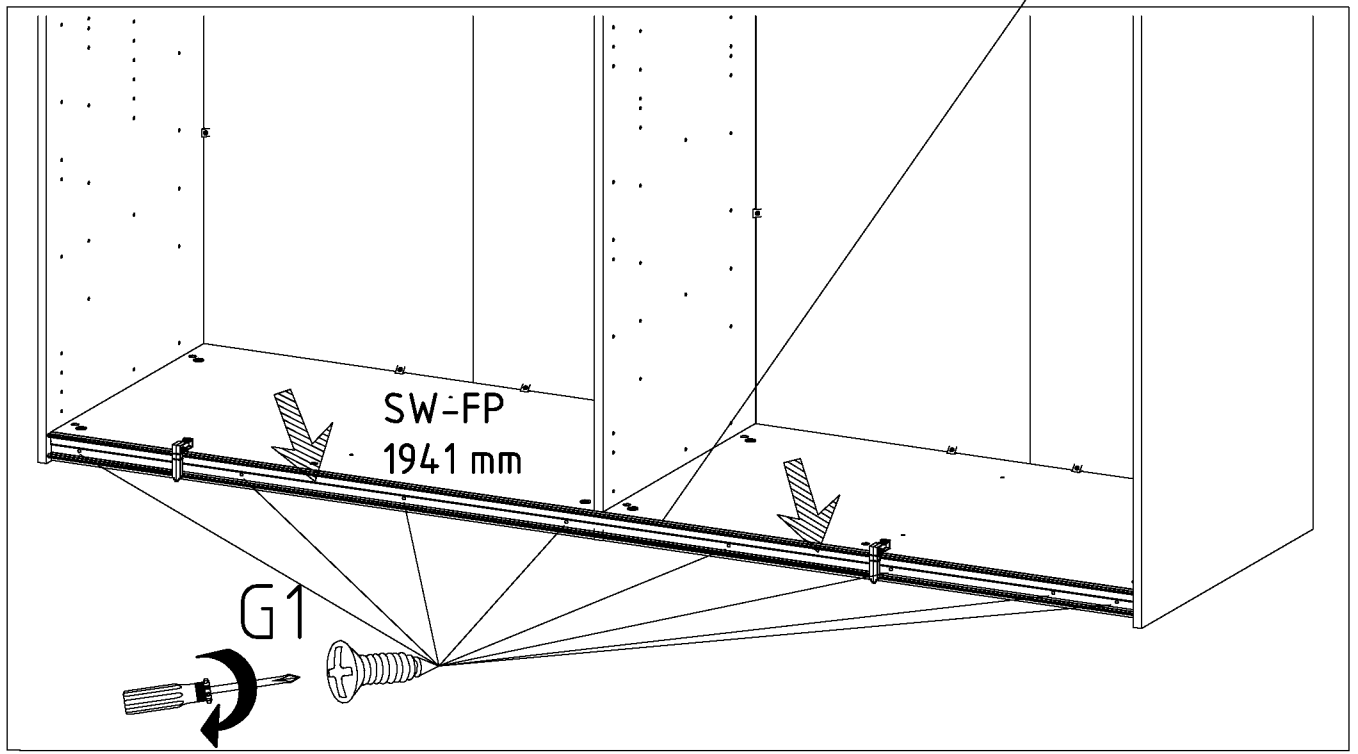
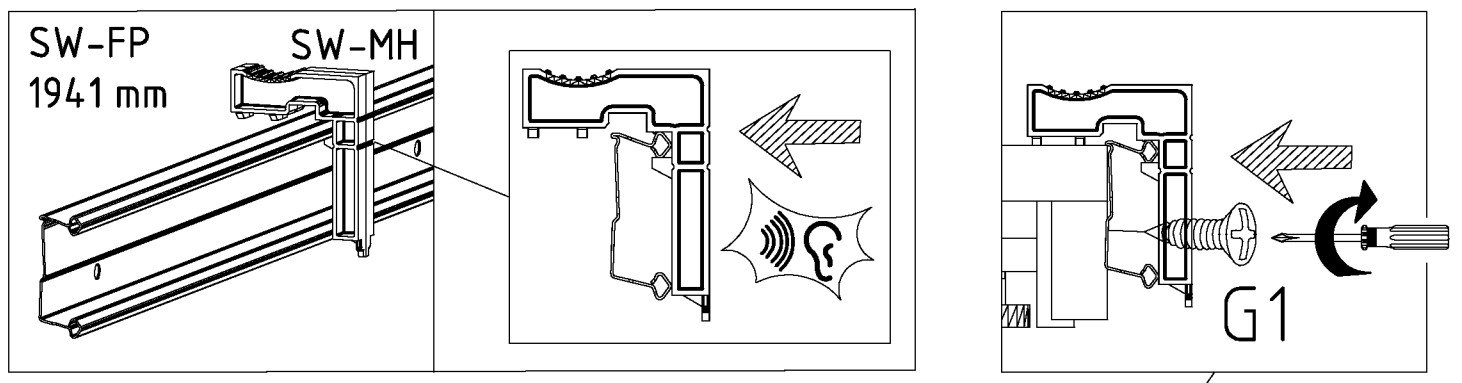


980710

17.09.25 /

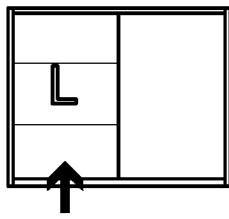

09 25 30/36

 +	3,5 x 15 mm G1  121 370	SW-FP  L= 1941mm	SW-MH 
---	---	--	---

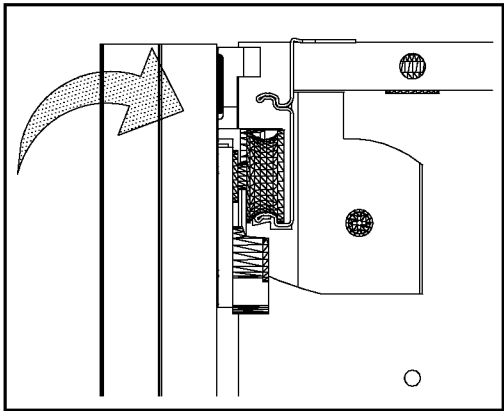
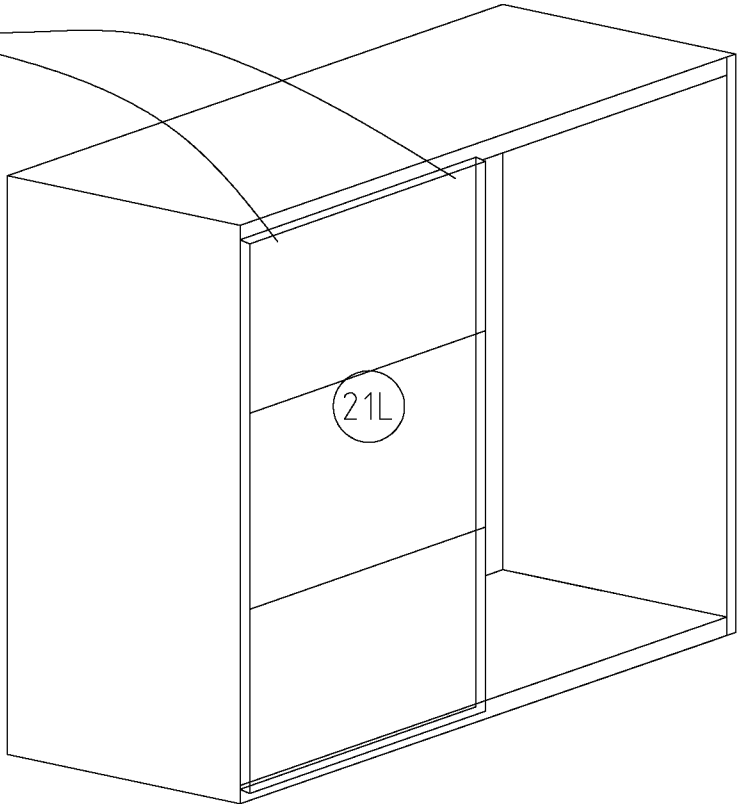
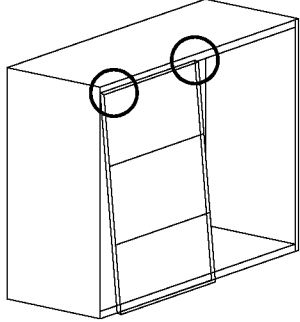


29

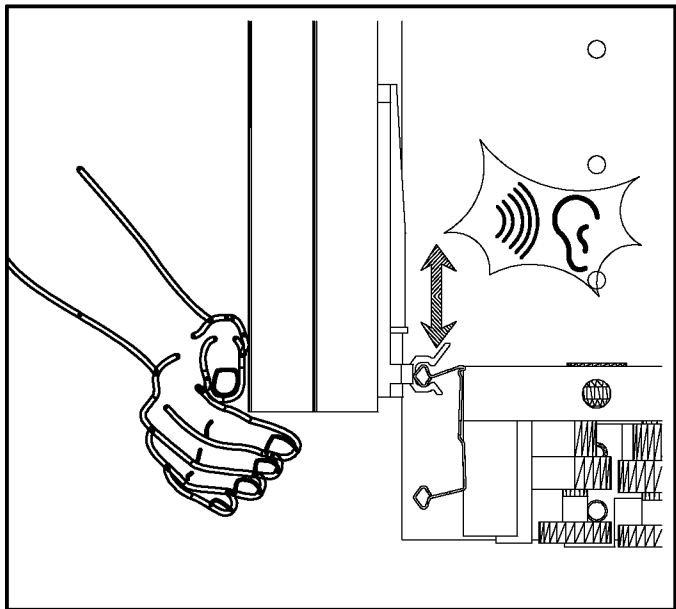
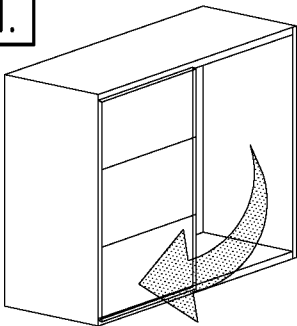
I.



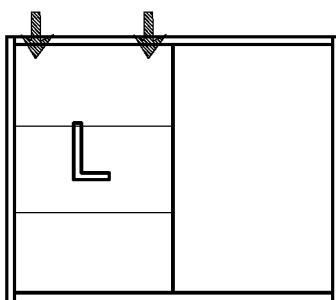
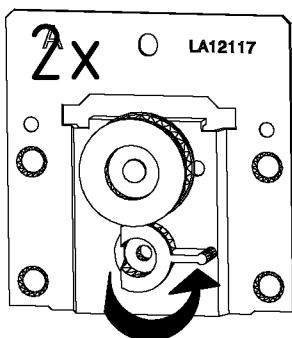
II.




III.



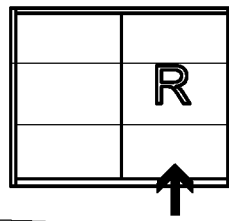
IV.



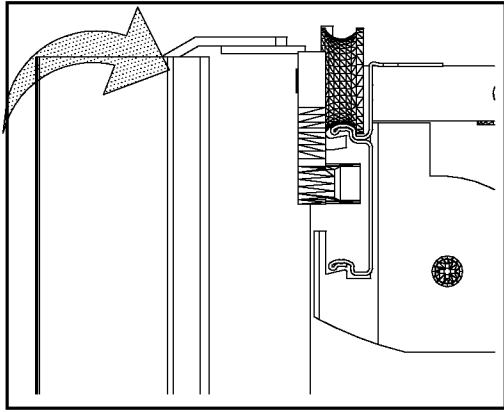
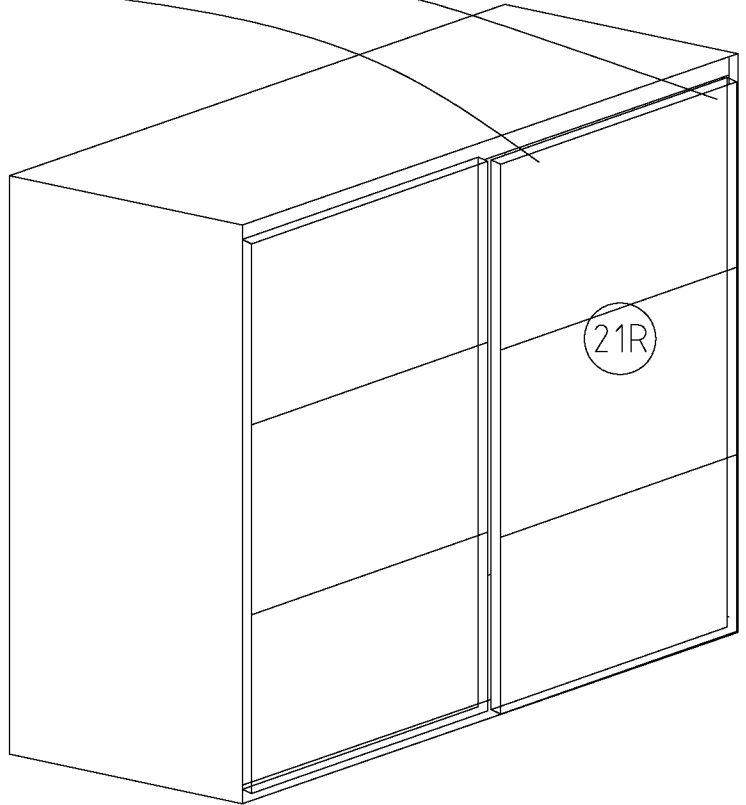
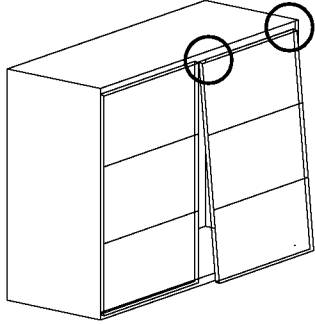
30 I.



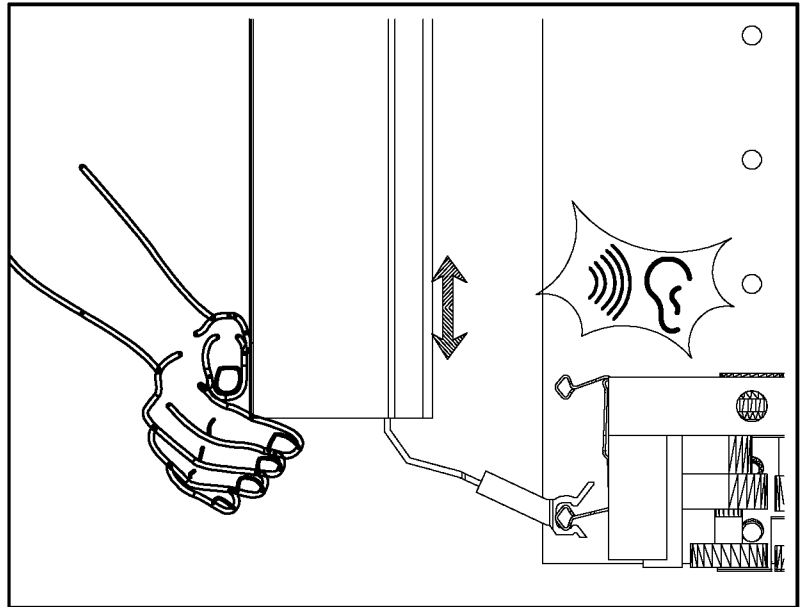
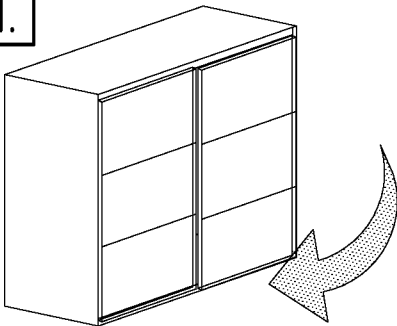
2x



II.

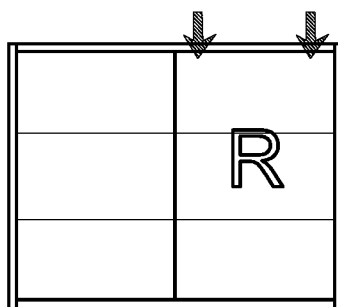
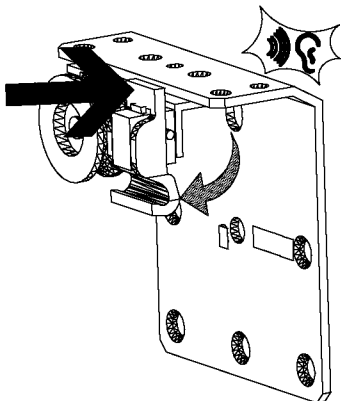


III.


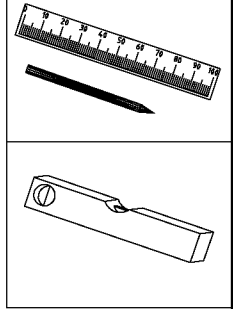

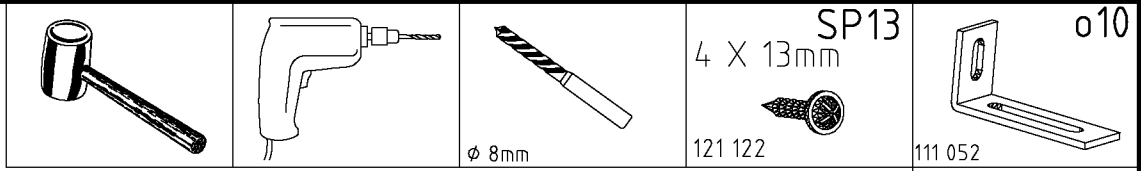


IV.

2x

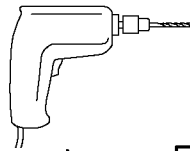
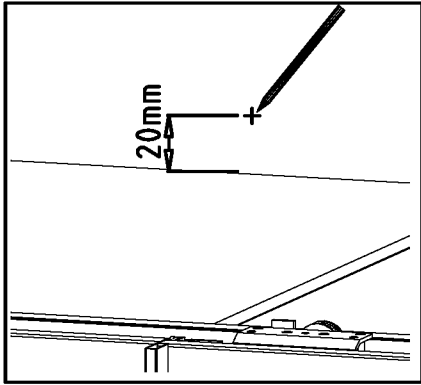


31

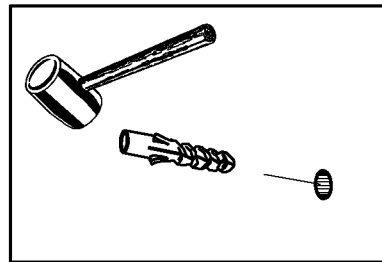


1.

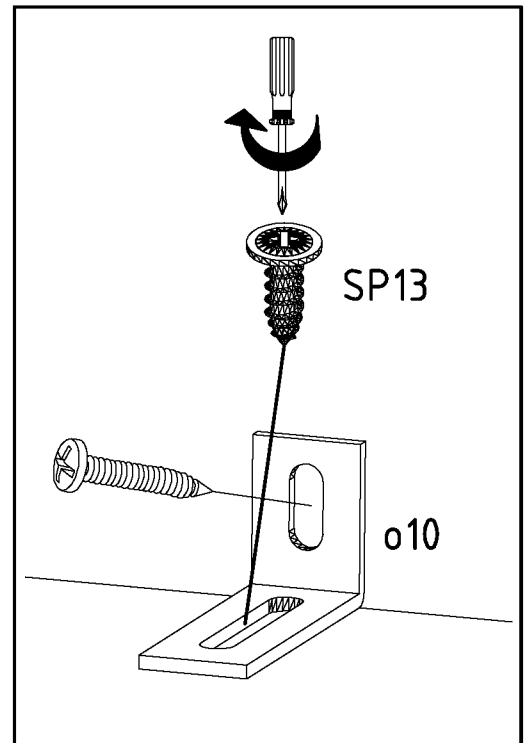
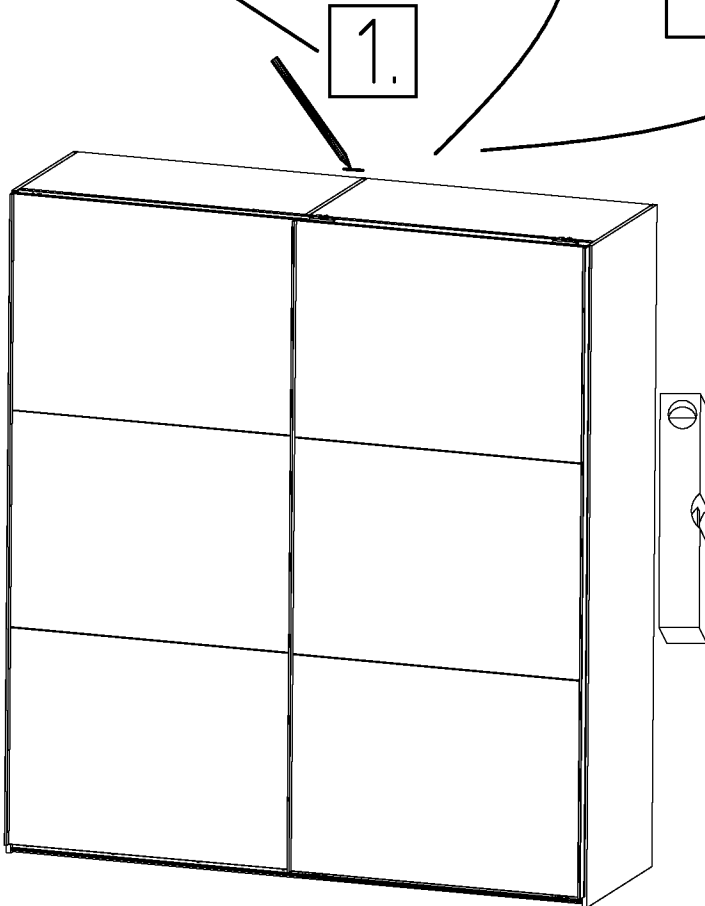
2.

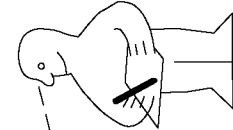
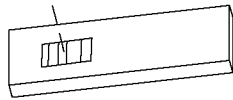
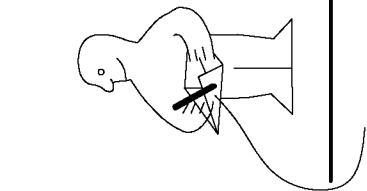
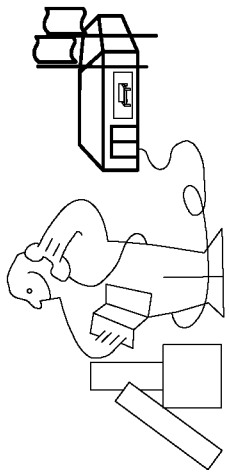
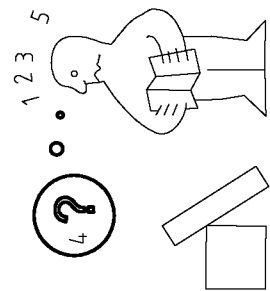


3.



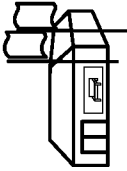
4.

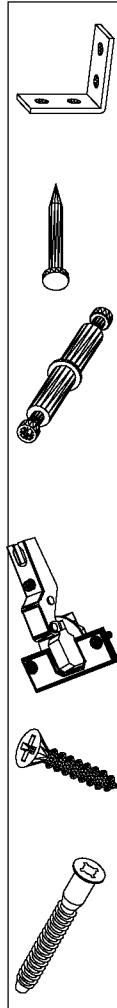




Modell/Modèl/Modèle







<121 370>	< G 1 >	<4x>

980710

17.09.25 /

09 25 35/36

23203	30110XY	104
Kunde / Customer / Client: MAX MUSTERMANN		
Kommission / your order reference / votre reference: 3377 MINDEN		
Dekor / Decor / Dekor / Modell / Mode / Modelle: F99		
F99842 SCHWEBTÜREN-SCHRANK 250 CM H 216CM PLANKENEICHE NB + RAU STEEL PLANKENEICHE NACHBILDUNG		
414760 SOCKEL		
Paket / Package / Paquet: 1 von 8		
Colli / Kommission: 10		
HSP-SMT BOD 50 TEXT/TEX SOCKEL 32 FRESH SO-BOD TEXT RASTEX/ ZWBOD D18MM 1X KLSTA 104		
Montage - Anleitung: KS-64		
SOCKEL32 KLEB		



OBEREN 5 30/19 HAUT 23.08.19 OBEREN 1 1. ABOVE OBEREN

