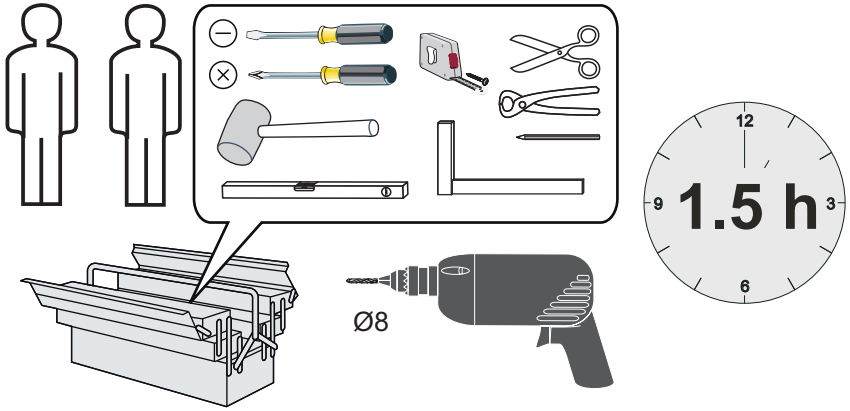
Ø8


12
9
1.5 h
3
6

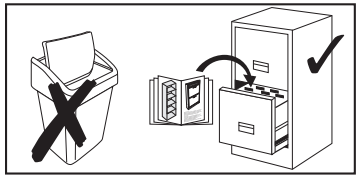

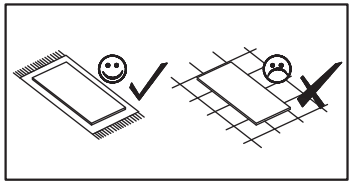

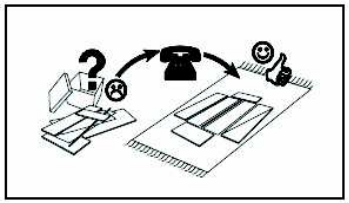



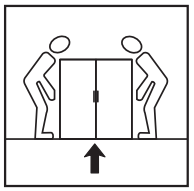



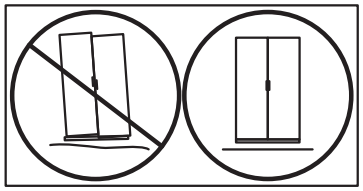

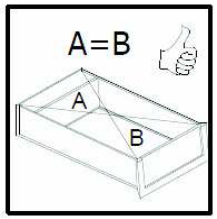
A=B
A
B


100%
COTTON

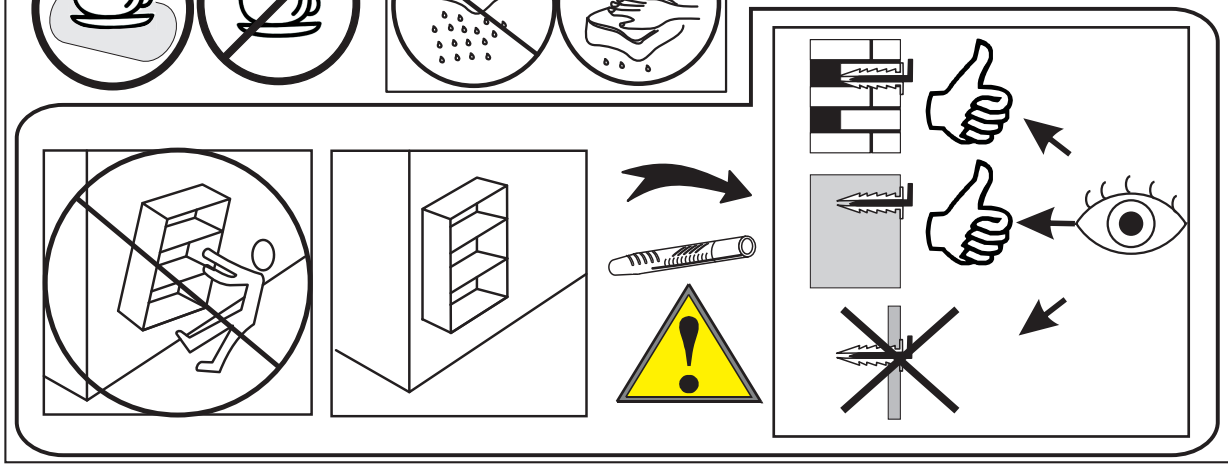

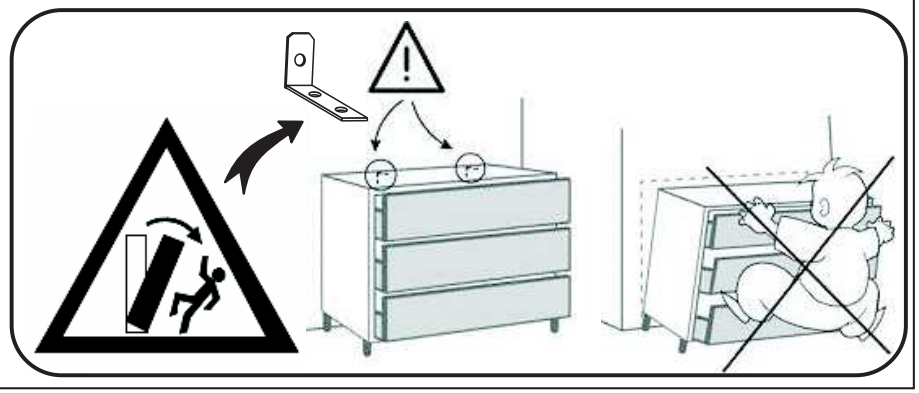

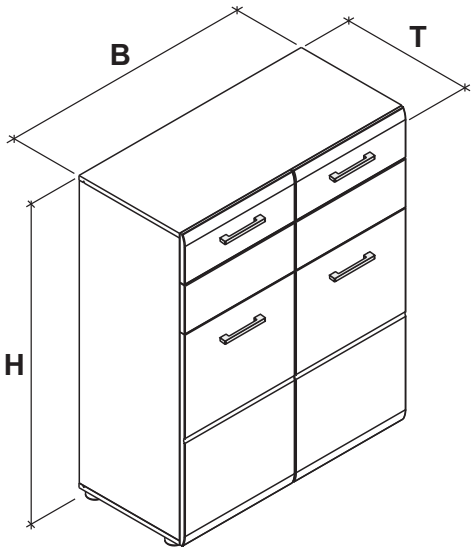


**B** - 841mm
**H** - 1046mm
**T** - 398mm

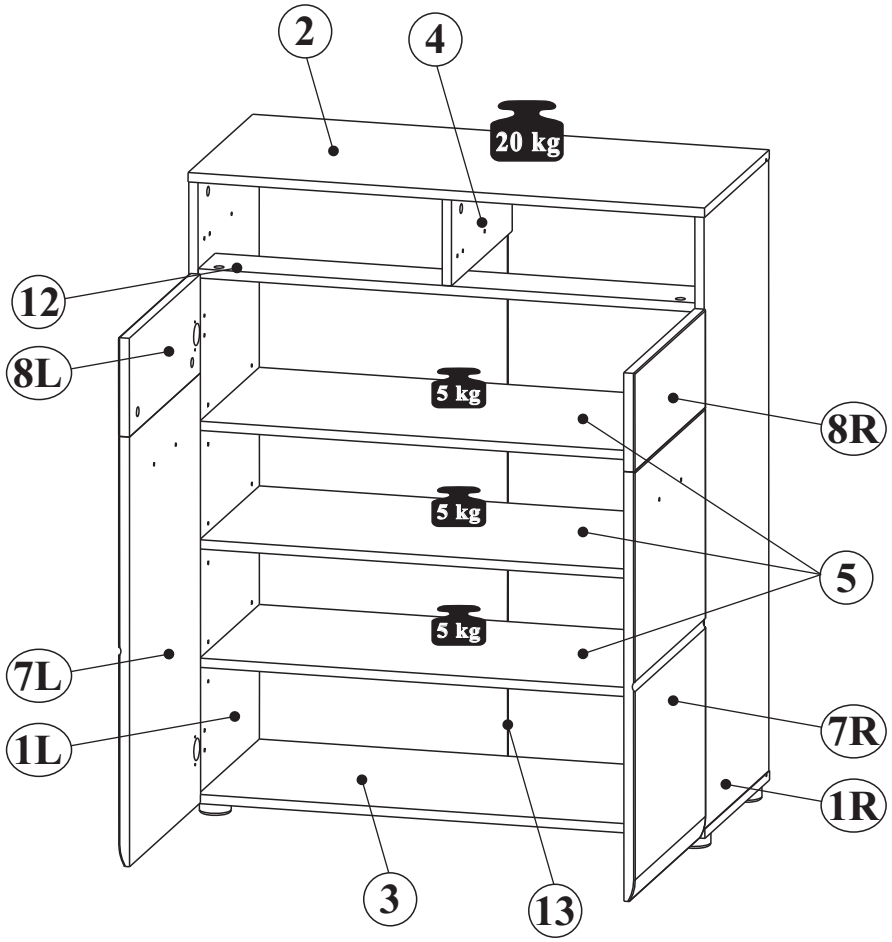


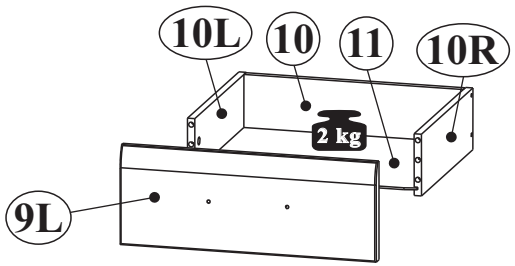


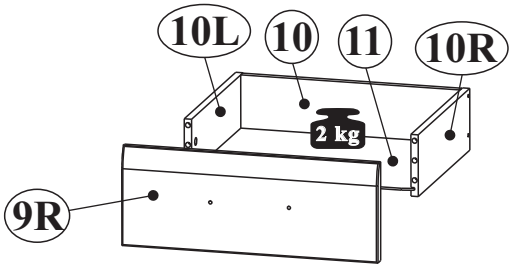


| | | | | |
|---|---|---|---|---|
| 1L,1R | 991 | 379 | 2 | 2/2 |
| 2 | 841 | 380 | 1 | 2/2 |
| 3 | 841 | 380 | 1 | 2/2 |
| 4 | 140 | 357 | 1 | 1/2 |
| 5 | 809 | 350 | 3 | 2/2 |
| 7L,7R | 417 | 696 | 2 | 1/2 |
| 8L,8R | 160 | 417 | 2 | 1/2 |
| 9L,9R | 417 | 160 | 2 | 1/2 |
| 10L,10R | 302 | 100 | 4 | 1/2 |
| 10 | 357 | 100 | 2 | 1/2 |
| 11 | 368 | 300 | 2 | 1/2 |
| 12 | 809 | 100 | 1 | 2/2 |
| 13 | 1000 | 818 | 1 | 2/2 |

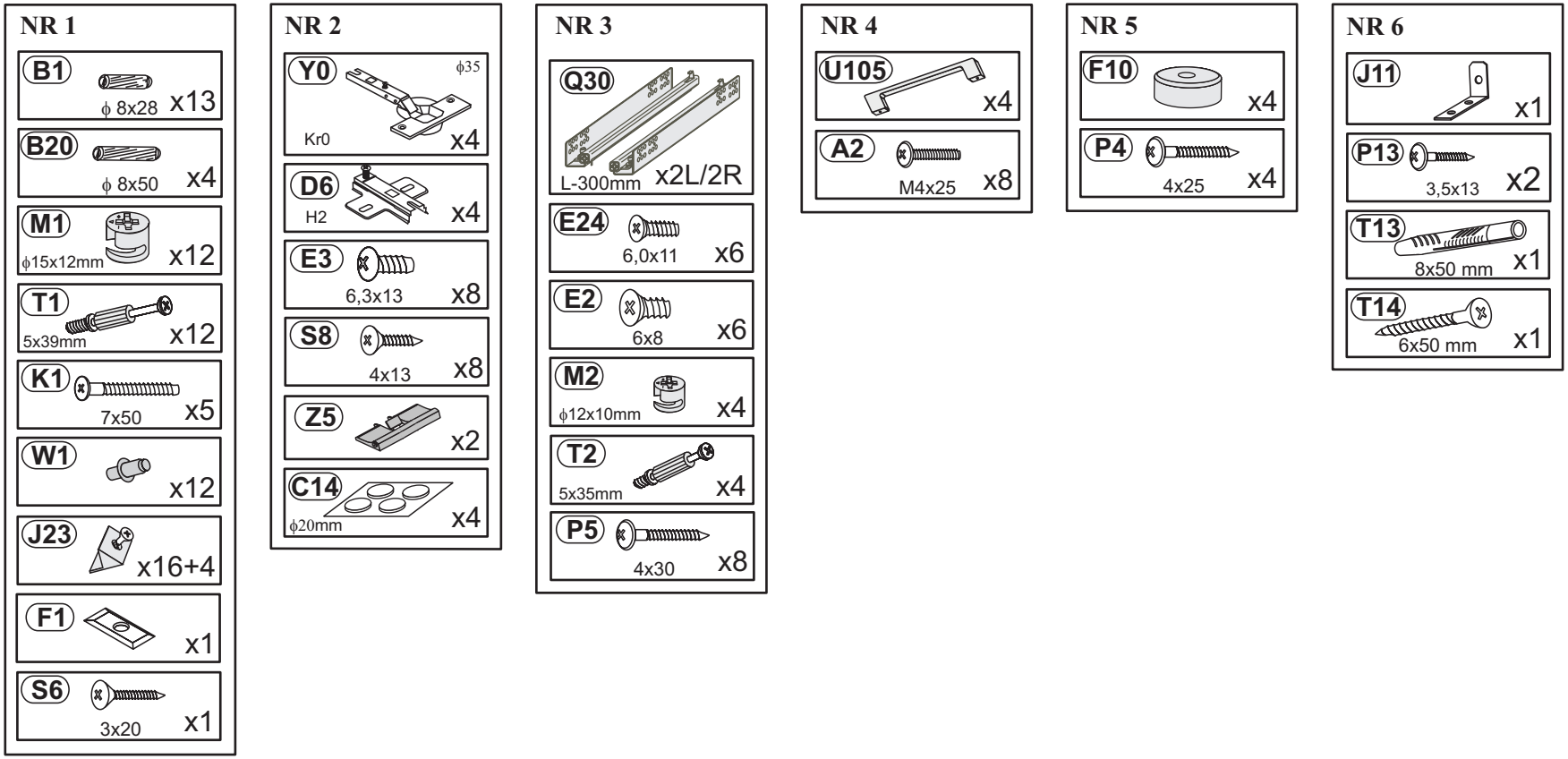
NR 1
B1 ϕ 8x28 x13
B20 ϕ 8x50 x4
M1 ϕ15x12mm x12
T1 5x39mm x12
K1 7x50 x5
W1 x12
J23 x16+4
F1 x1
S6 3x20 x1
NR 2
Y0 ϕ35 Kr0 x4
D6 H2 x4
E3 6,3x13 x8
S8 4x13 x8
Z5 x2
C14 ϕ20mm x4
NR 3
Q30 L-300mm x2L/2R
E24 6,0x11 x6
E2 6x8 x6
M2 ϕ12x10mm x4
T2 5x35mm x4
P5 4x30 x8
NR 4
U105 x4
A2 M4x25 x8
NR 5
F10 x4
P4 4x25 x4
NR 6
J11 x1
P13 3,5x13 x2
T13 8x50 mm x1
T14 6x50 mm x1

0
10
20
30
40
50
60mm

# 1

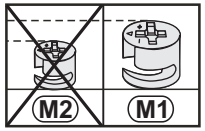
M2
M1

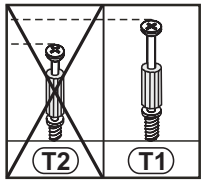
T2
T1

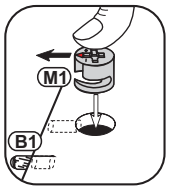
M1
B1

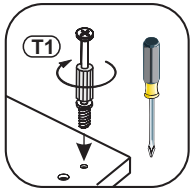
T1

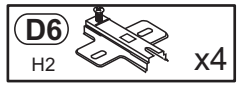
D6
H2
x4

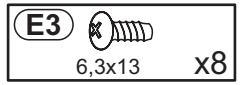
E3
6,3x13
x8

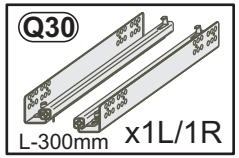
Q30
L-300mm
x1L/1R

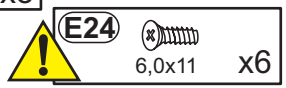
E24
6,0x11
x6


W1
x12

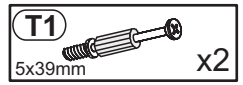
T1
5x39mm
x2

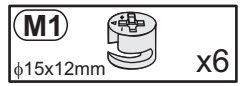
M1
ϕ15x12mm
x6

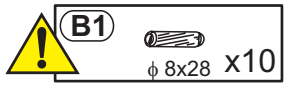
B1
ϕ 8x28
x10

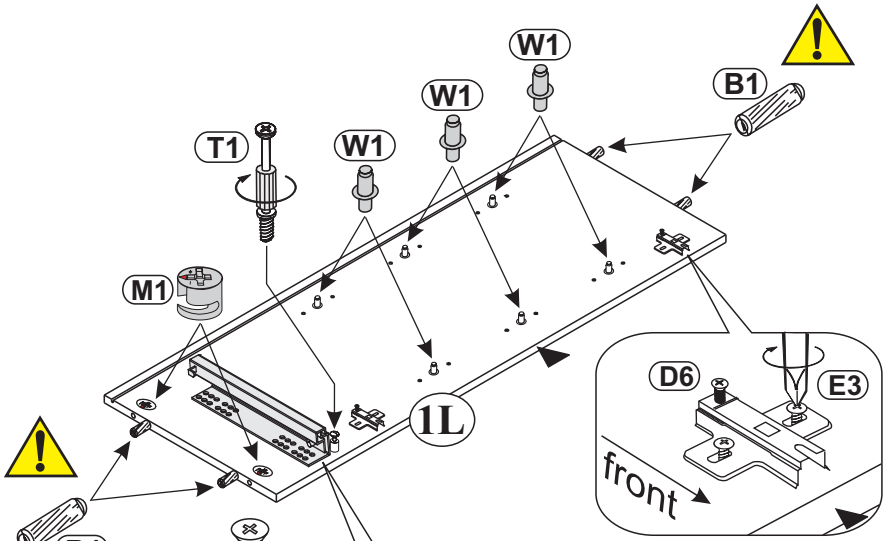
W1
W1
W1
B1
T1
M1
B1
1L
D6
E3
front

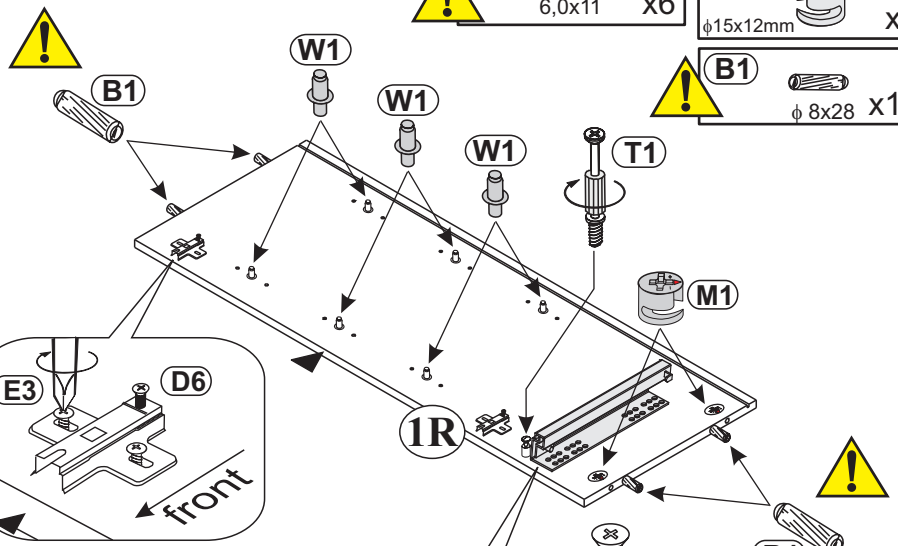
B1
W1
W1
W1
T1
M1
B1
1R
E3
D6
front

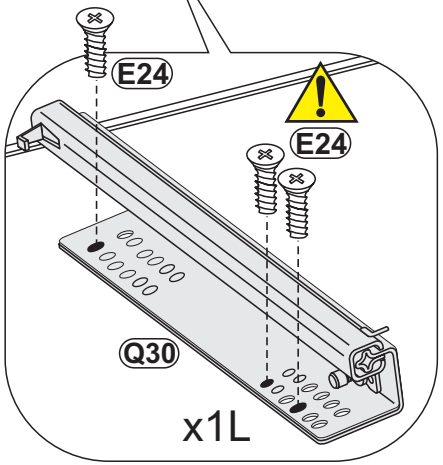
E24
E24
Q30
x1L

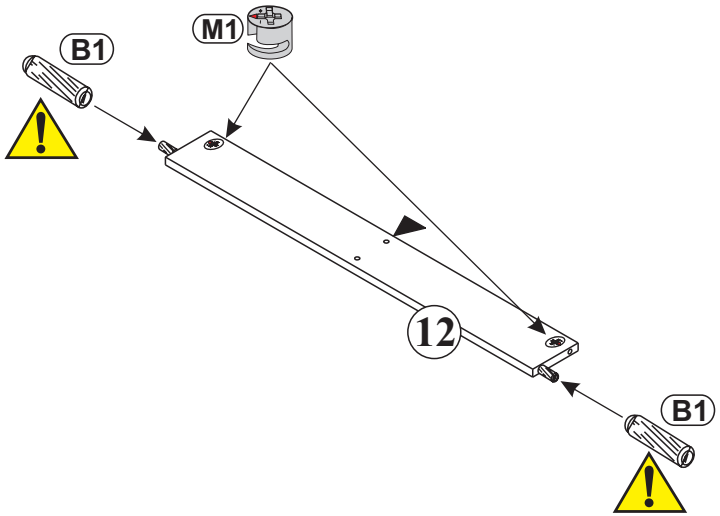
B1
M1
12
B1

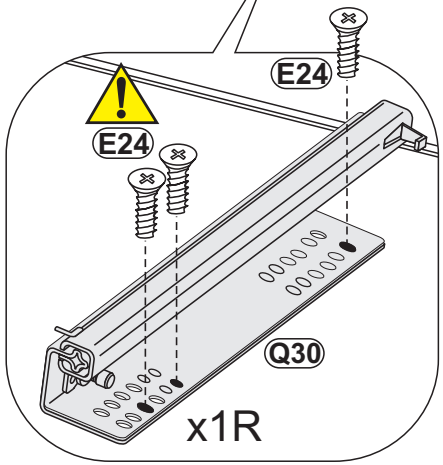
E24
E24
Q30
x1R

## 2



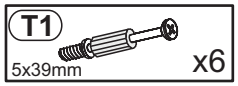
T1
5x39mm
x6

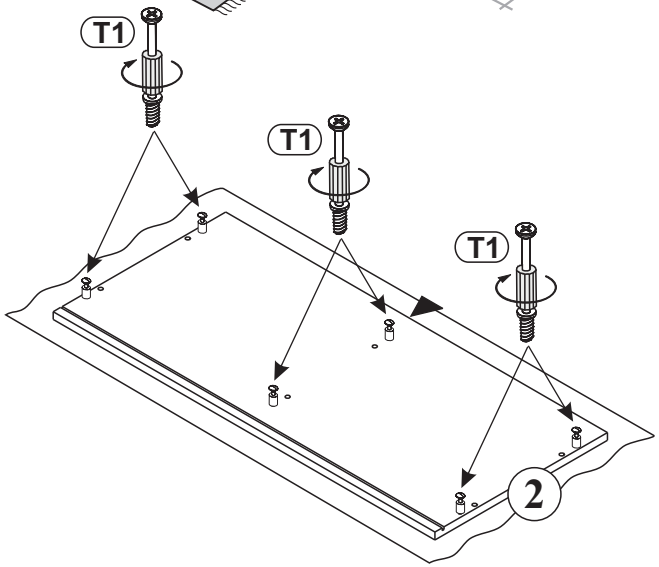
T1
T1
T1
2

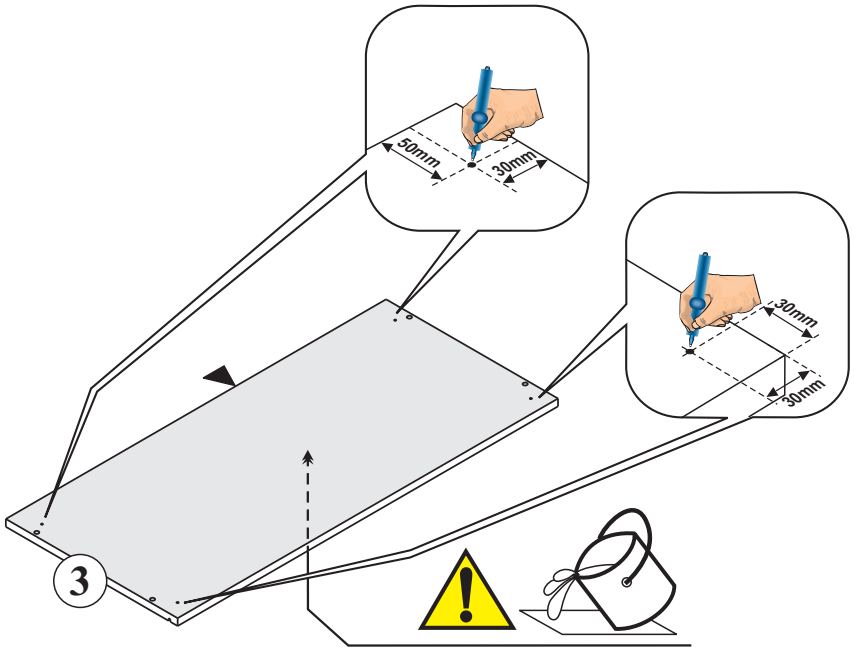
50mm
30mm
30mm
30mm
3

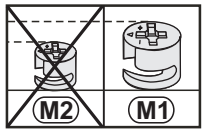
M2
M1

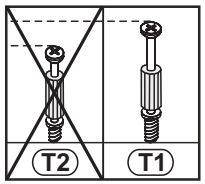
T2
T1

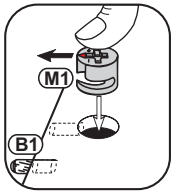
M1
B1

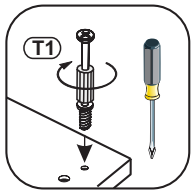
T1

## 3

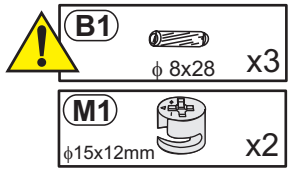
B1
ϕ 8x28
x3


M1
ϕ15x12mm
x2

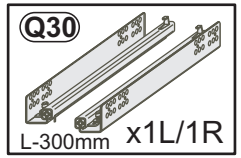
Q30
L-300mm
x1L/1R

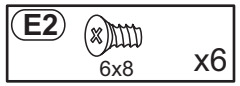
E2
6x8
x6

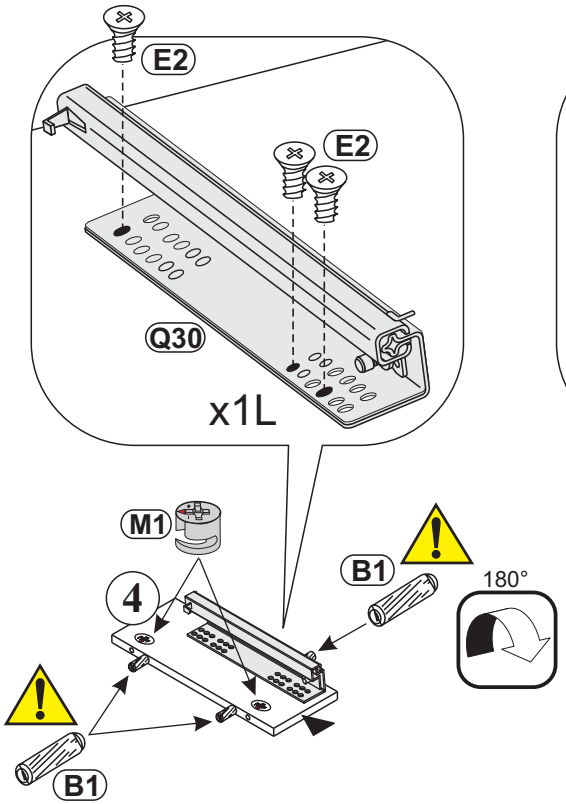
E2
E2
Q30
x1L
M1
B1
4
B1
180°

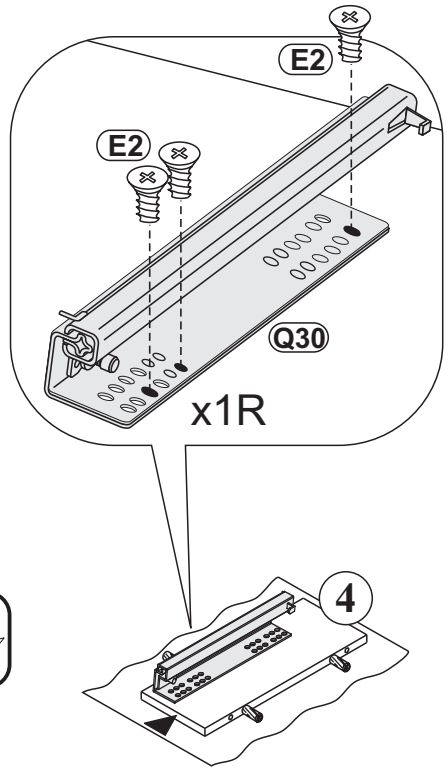
E2
E2
Q30
x1R
4

# 4

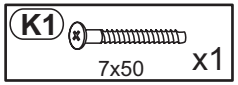


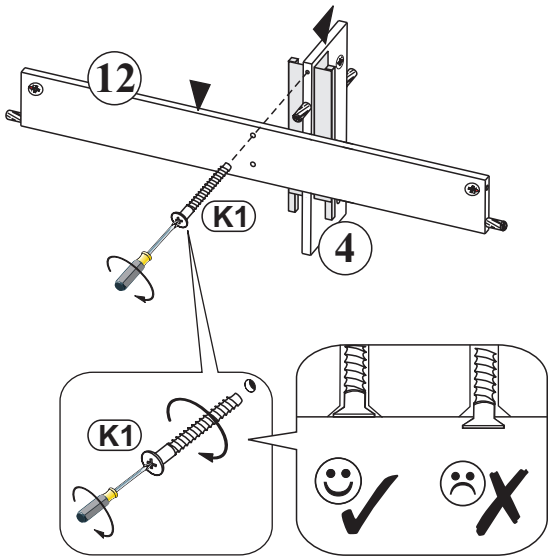


# 5

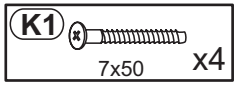


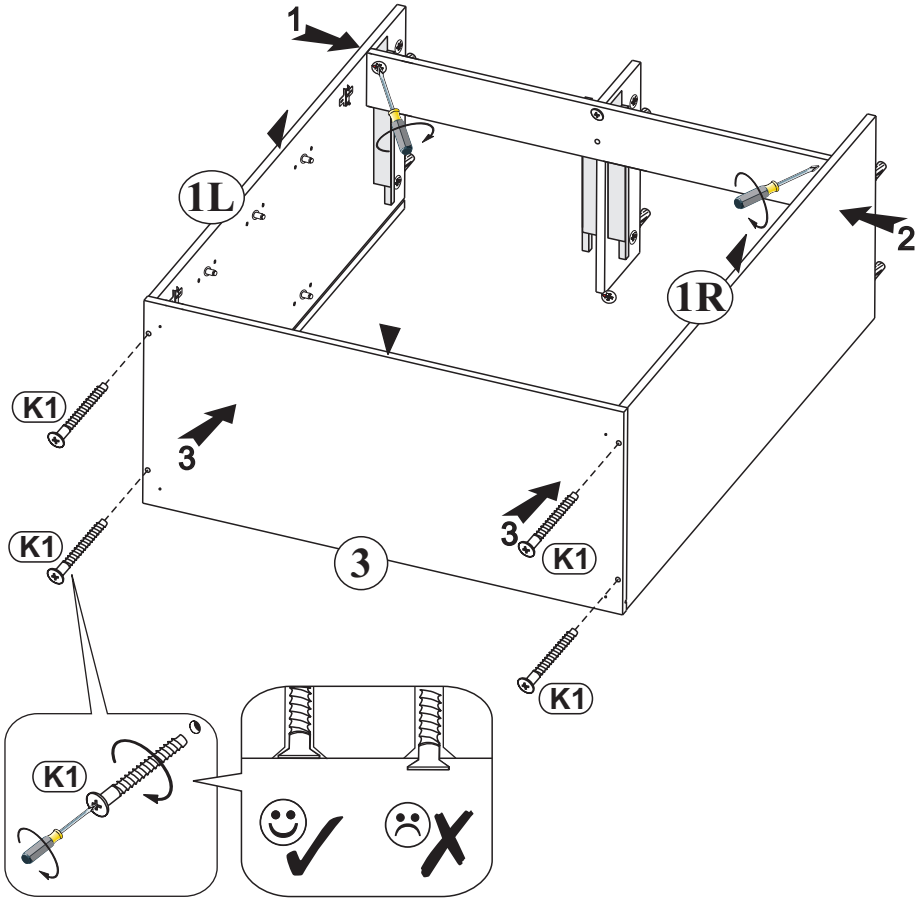

# 6

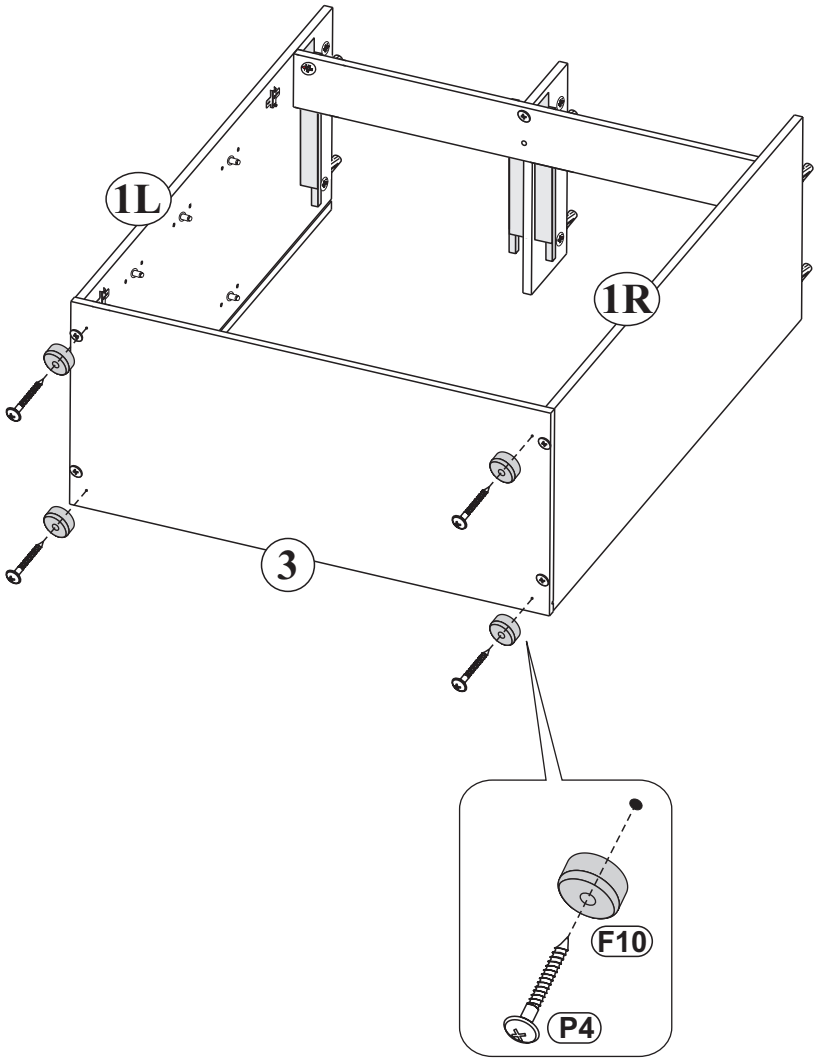


# 7

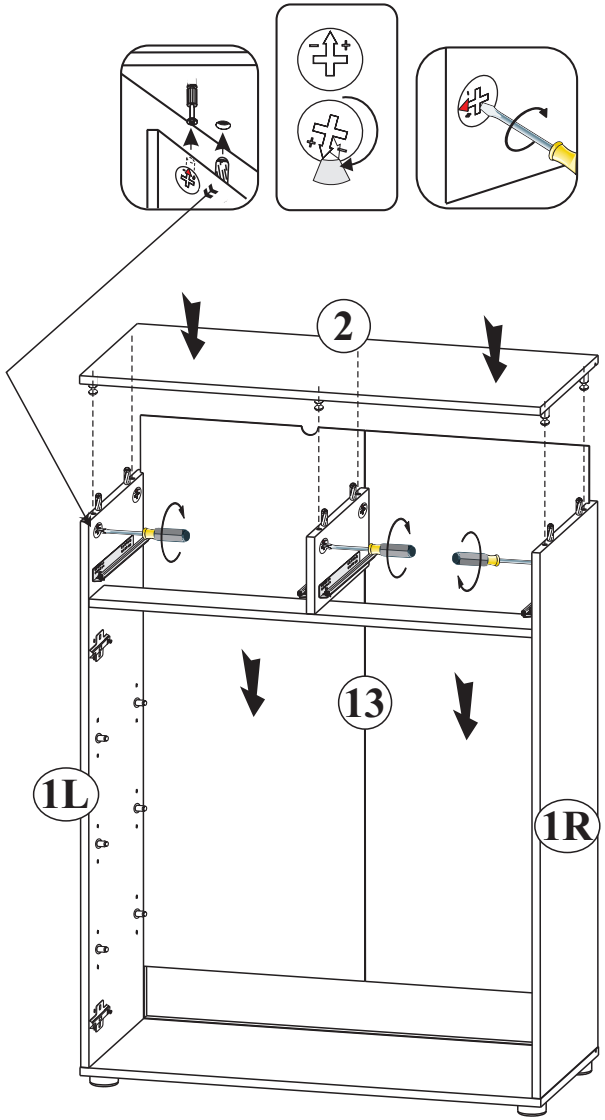

# 8

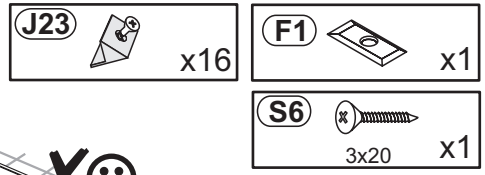
J23
x16
F1
x1
S6
3x20
x1



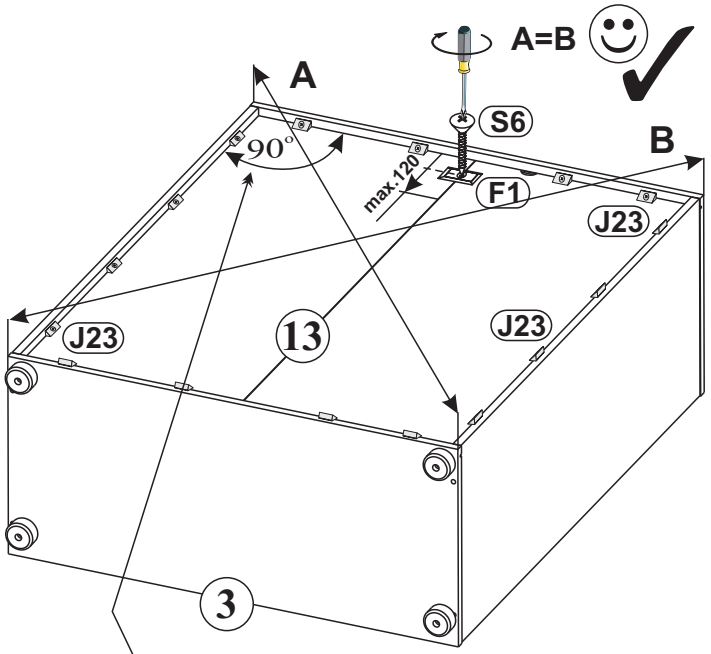
A=B
A
B
S6
90°
max.120
F1
J23
J23
13
J23
3

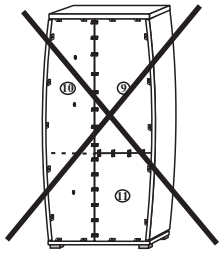

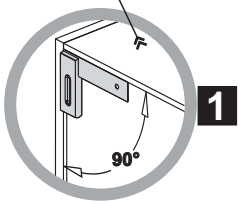
90°
1

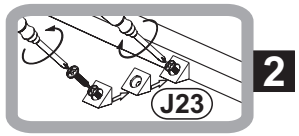
J23
2


F1
S6
3

# 9

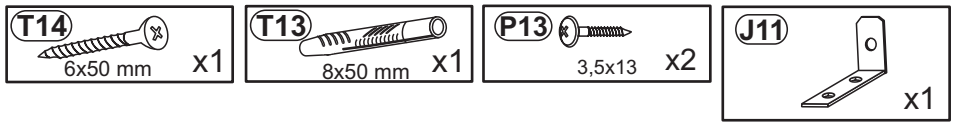
T14
6x50 mm
x1
T13
8x50 mm
x1
P13
3,5x13
x2
J11
x1


J11
2
ϕ8
3
T13
4
J11
T14
5
J11
2
P13
13
6

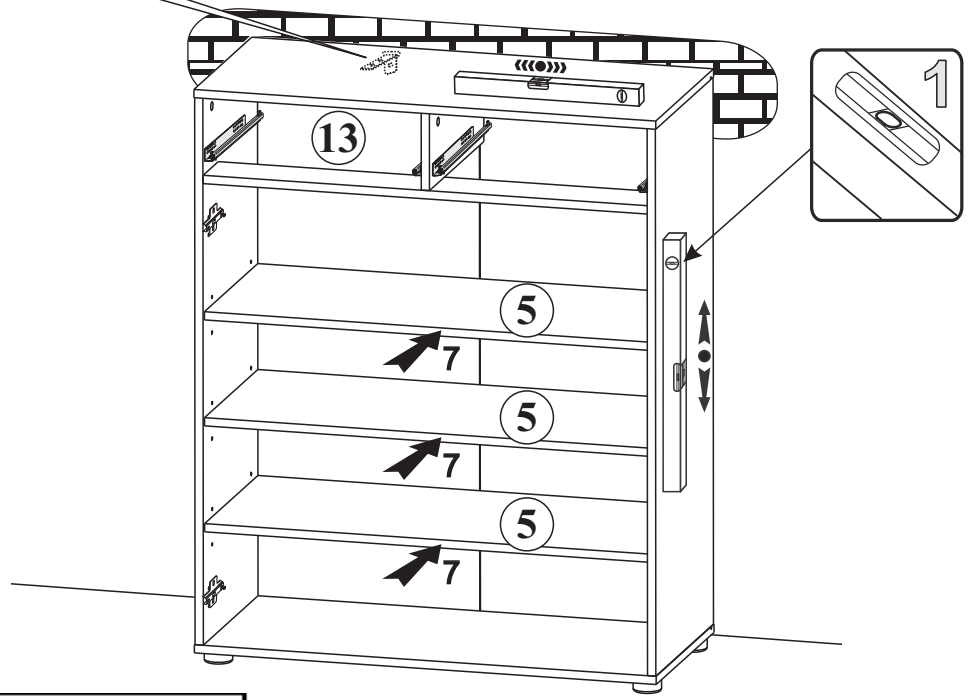
13
1
5
7
5
7
5
7

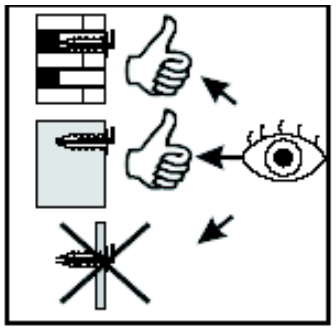

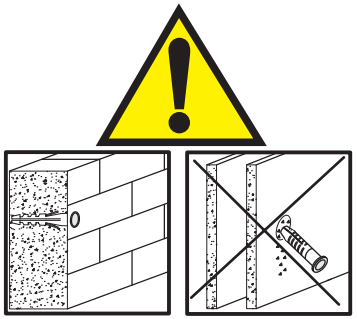



# 10

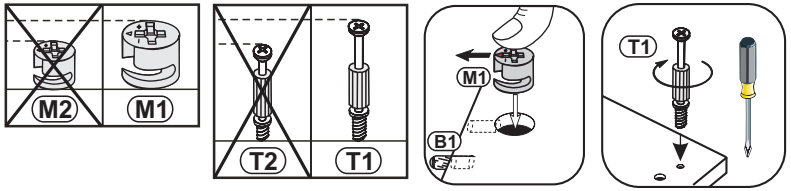
M2
M1
T2
T1
M1
B1
T1



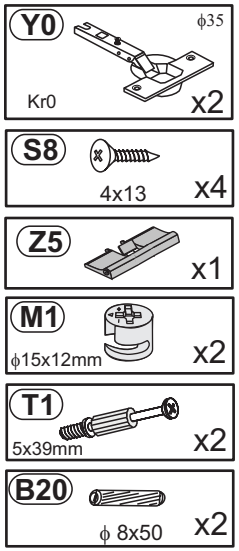
Y0
ϕ35
Kr0
x2
S8
4x13
x4
Z5
x1
M1
ϕ15x12mm
x2
T1
5x39mm
x2
B20
ϕ 8x50
x2

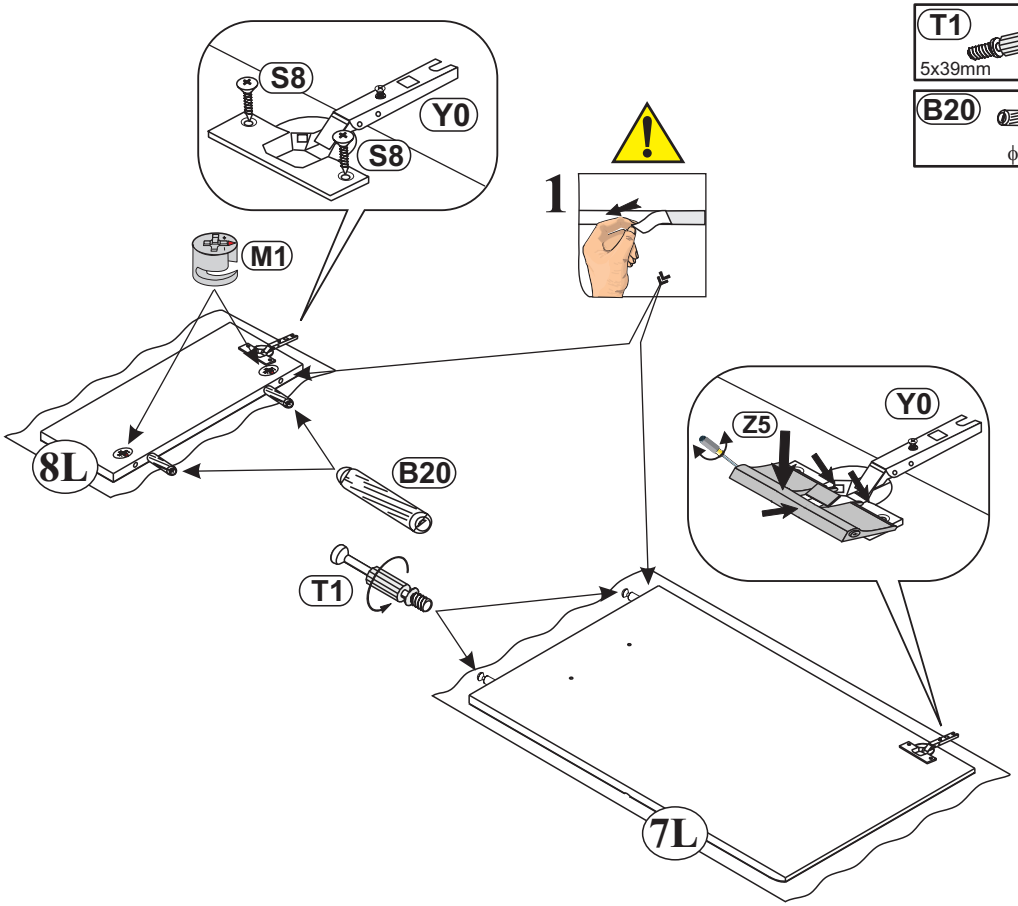
S8
Y0
S8
1
M1
8L
B20
T1
Z5
Y0
7L

# 11

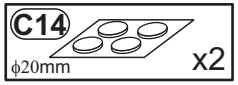
C14
ϕ20mm
x2



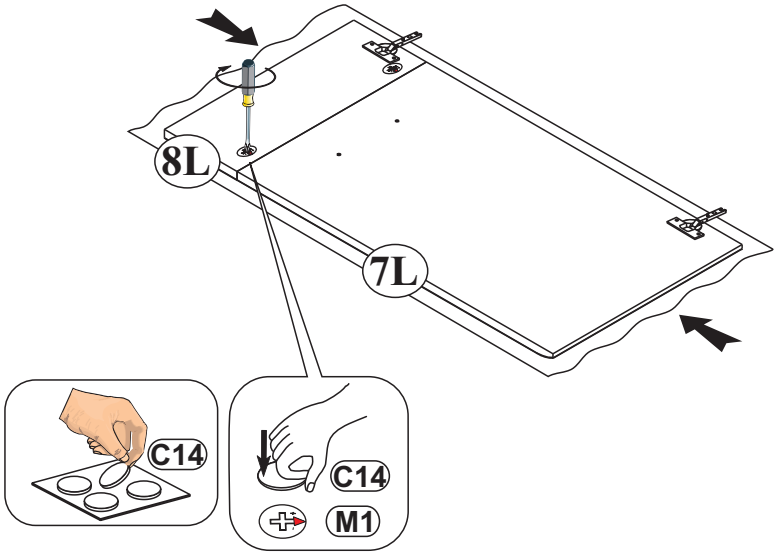
8L
7L
C14
C14
M1

# 12

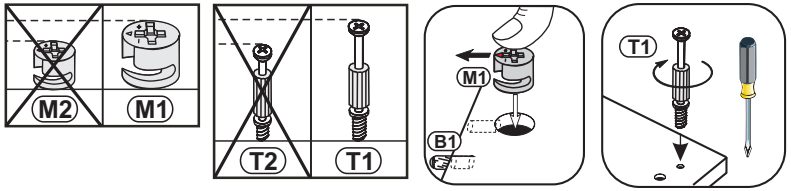
M2
M1
T2
T1
M1
B1
T1



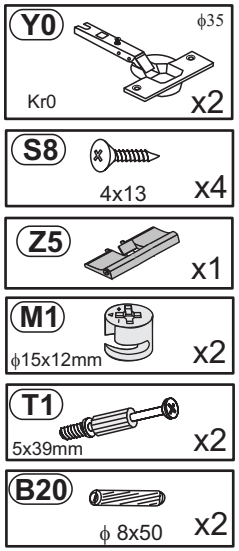
Y0
ϕ35
Kr0
x2
S8
4x13
x4
Z5
x1
M1
ϕ15x12mm
x2
T1
5x39mm
x2
B20
ϕ 8x50
x2

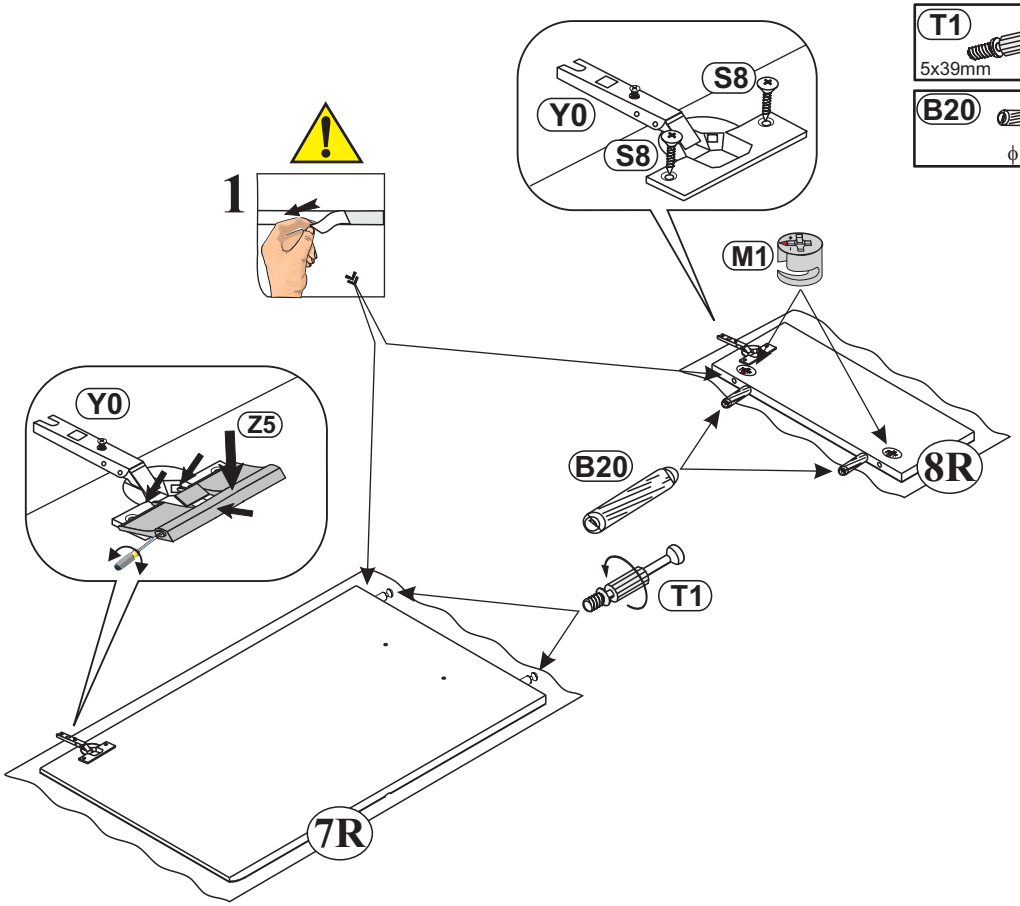
1
Y0
S8
S8
M1
Y0
Z5
B20
8R
T1
7R

# 13

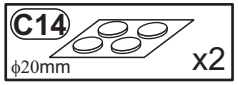
C14
ϕ20mm
x2



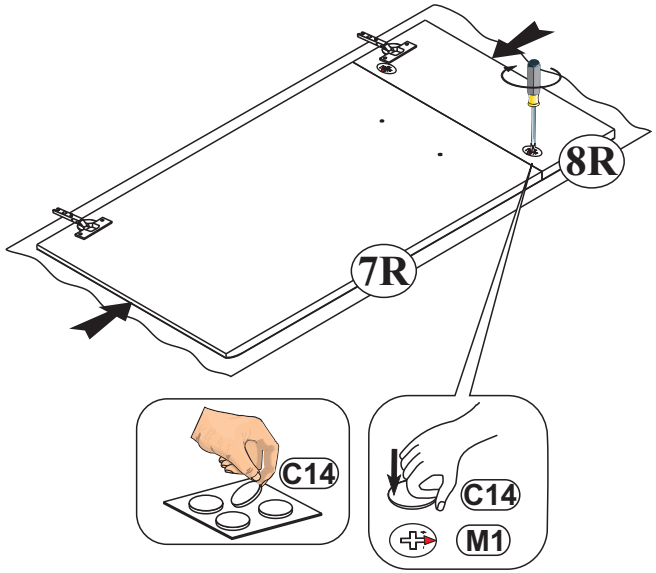
8R
7R
C14
C14
M1

# 14

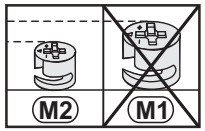
M2
M1

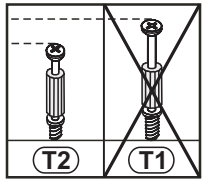
T2
T1

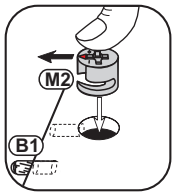
M2
B1


T2

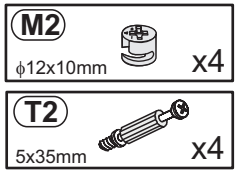
M2
ϕ12x10mm
x4
T2
5x35mm
x4



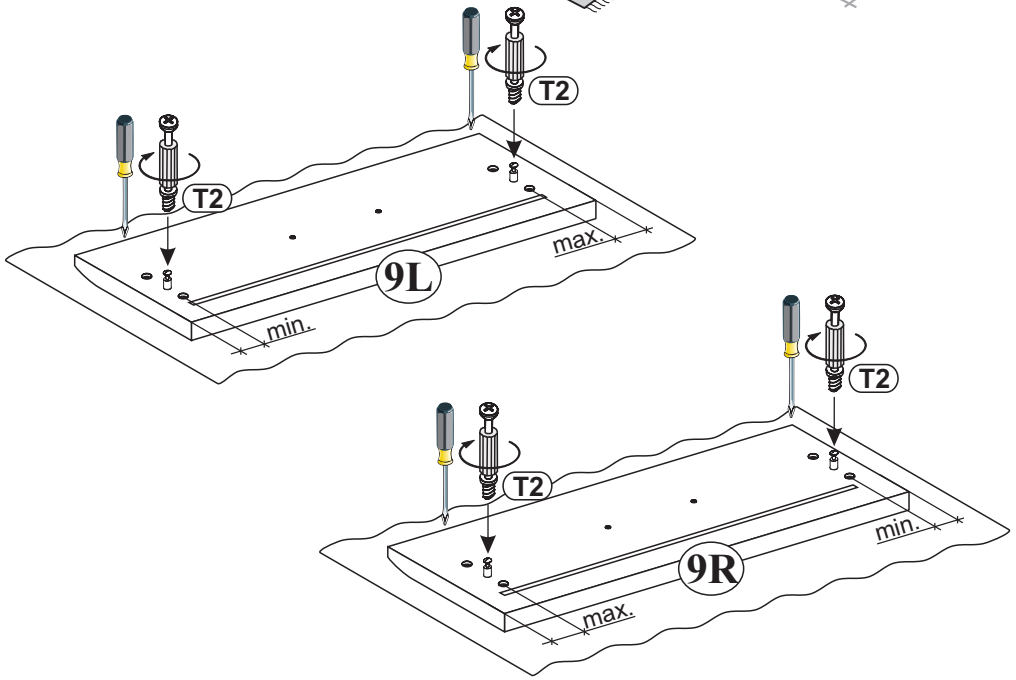
T2
T2
9L
max.
min.
T2
T2
9R
min.
max.

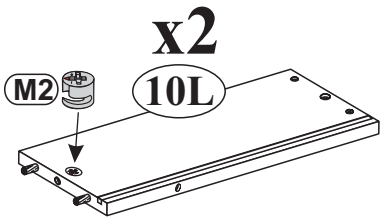
x2
M2
10L

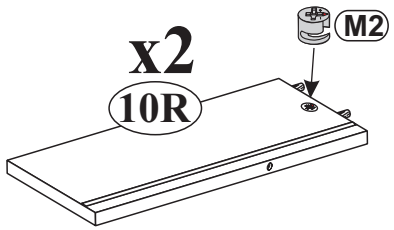
x2
M2
10R

# 15

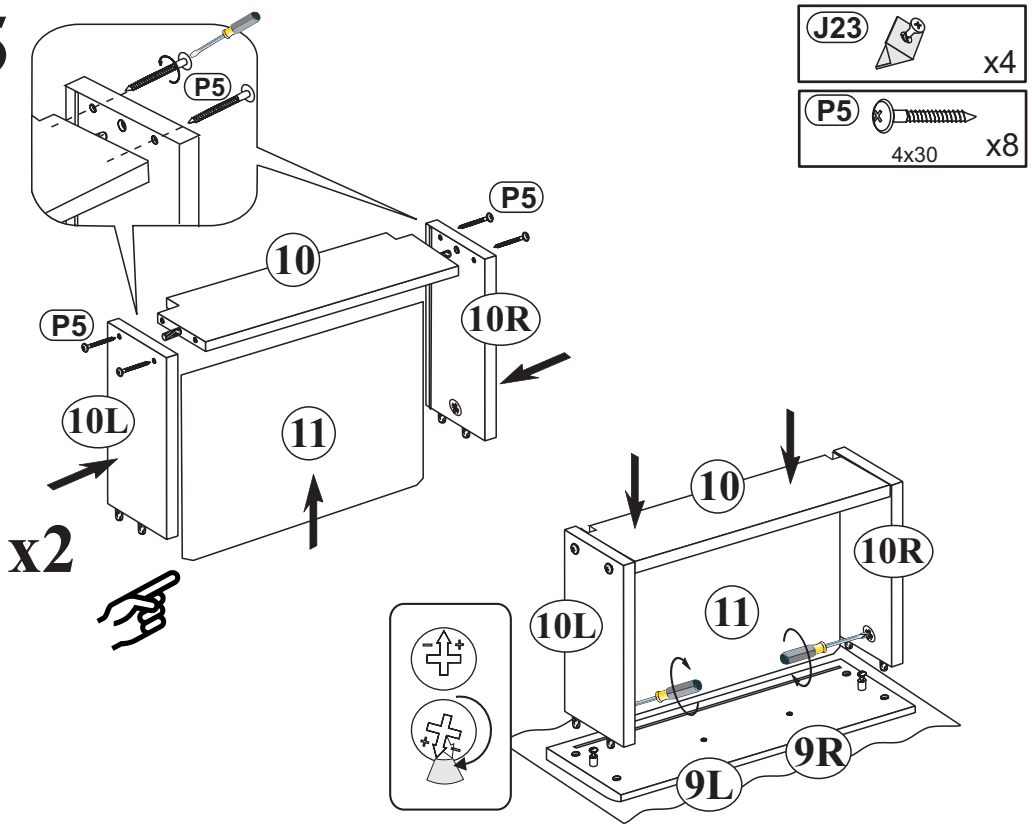
J23
x4
P5
4x30
x8
P5
P5
10
10R
P5
10L
11
x2
10
10R
10L
11
9L
9R

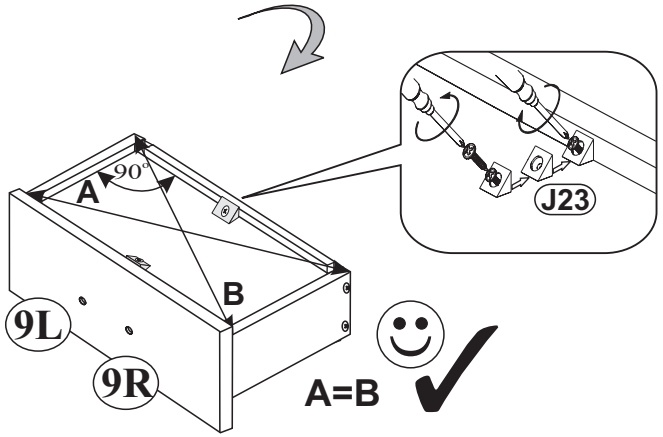
90°
A
B
J23
9L
9R
A=B

# 16

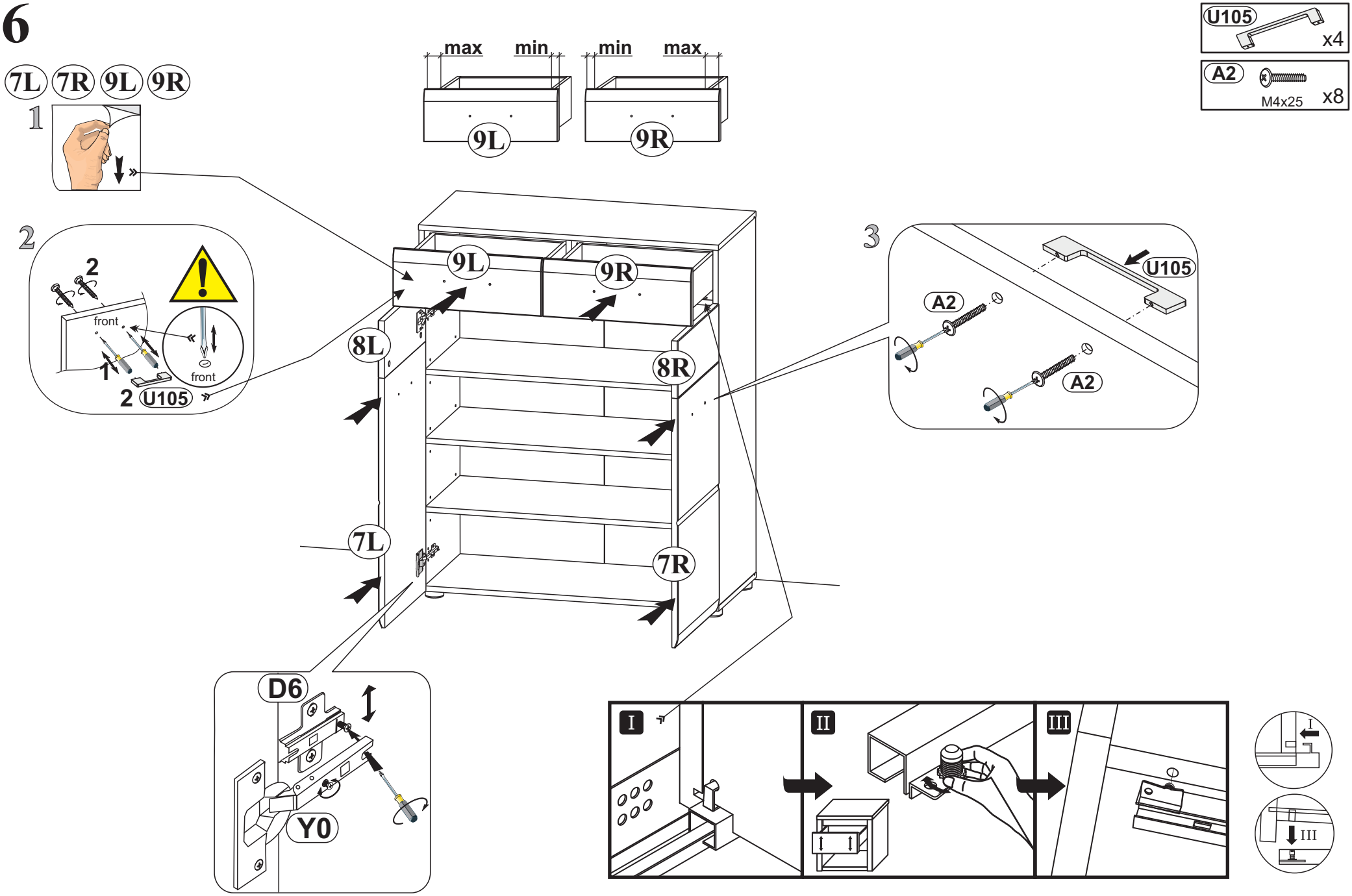
U105
x4
A2
M4x25
x8
7L
7R
9L
9R
1
max
min
min
max
9L
9R
2
2
front
front
2
U105
9L
9R
8L
8R
7L
7R
3
U105
A2
A2
D6
Y0
I
II
III
I
III

# 17

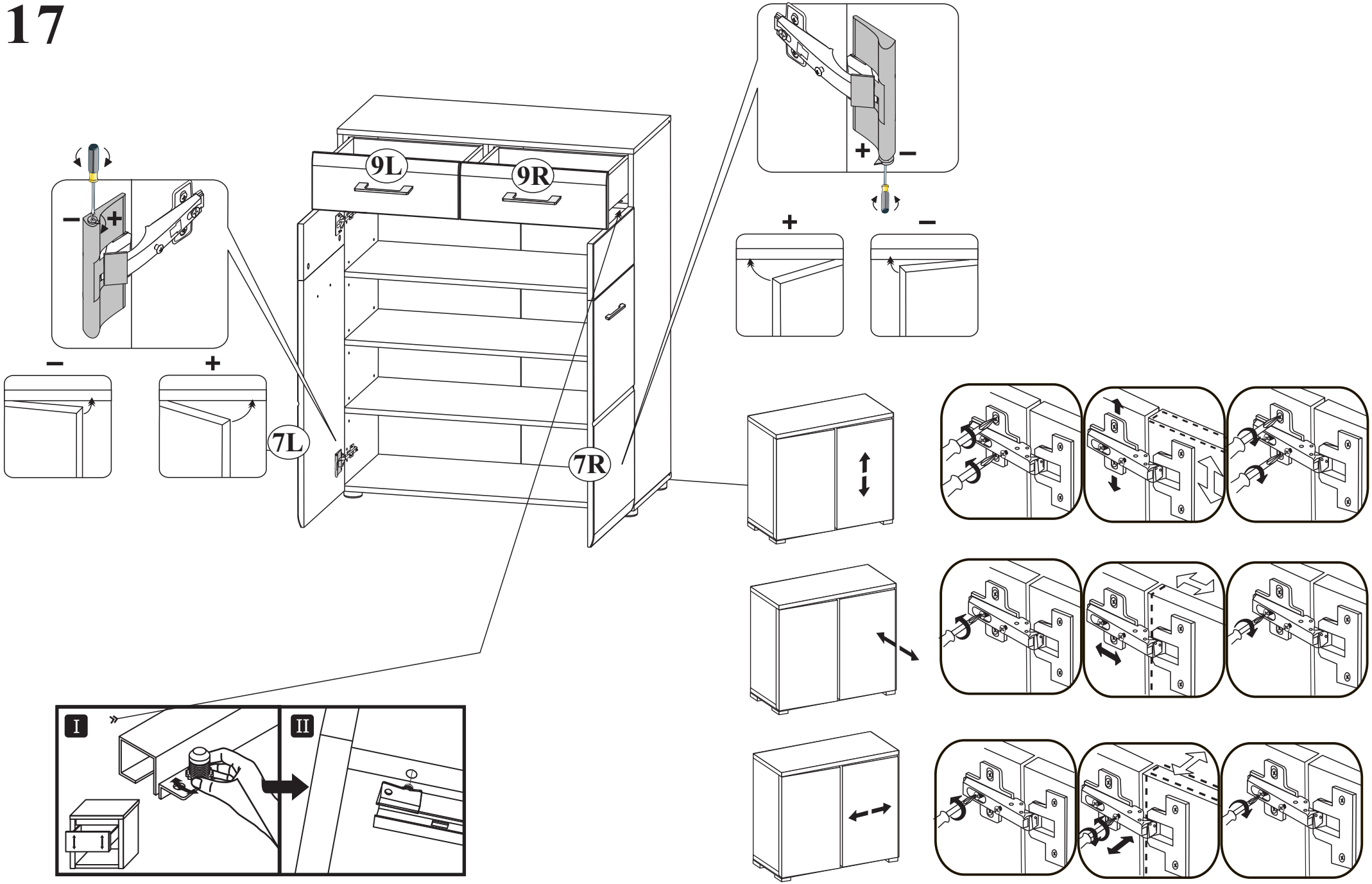

# 80

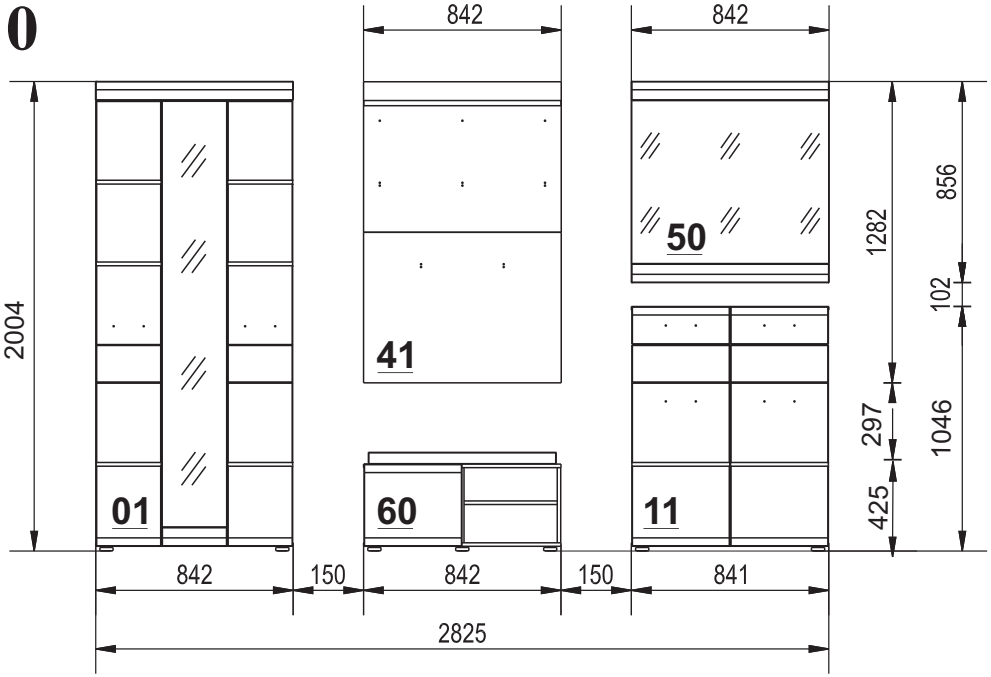
842
842
2004
01
41
60
50
11
1282
856
102
297
1046
425
842
150
842
150
841
2825

| | |
|---|---|
| **D CH AT LI LU** | Kleinteile und Verpackungsfolien bei der Möbelmontage von Kindern fernhalten! |
| **GB US** | Keep small parts and plastic film out of the reach of children! |
| **FR BE NC** | Tenir les petites pièces et les films plastiques hors de la portées des enfants! |
| **NL** | Houd de kleine onderdelen en de plastic folie uit de buurt von kinderen! |
| **IT** | Tenere i componenti di piccole dimensioni e le pellicole di plastica fuori dalla portata dei bambini! |
| **SI** | Majhnih delov in embalažne folije pri montaži pohištva hranite izven dosega otrok! |
| **XS HR BA** | Male dijelove i foliju za pakovanje prilikom montaže namještaja držite dalje od djece |
| **HU** | Bútorszerelés közben a kis alkatrészek és a csomagoló fóliák gyermekektıl távol tartandók! |
| **BG** | Дребни детайли и опаковъчни фолиа да се държат далеч от деца при монтажа на мебелите! |
| **CZ SK** | Při montáži nábytku uchovávejte drobné díly a obalové fólie z dosahu dětí! |
| **SE** | Vid möbelmontering ska smådelar och förpackningsfolien hållas oåtkomliga för barn! |
| **RO** | Țineți departe de copii piesele mici şi folia de ambalat la montarea mobilei! |
| **ES** | ¡Durante el montaje, mantenga alejados de los niños las piezas pequeñas y el material plástico de embalaje! |

| | |
|---|---|
| **D CH AT LI LU** | Möbelmontage muss auf ebenem Untergrund erfolgen. Bei Wandmontagen immer geeignetes Befestigungsmaterial verwenden. |
| **GB US** | Furniture must be assembled on a flat surface. For assembly to the wall only use suitable fixing materials. |
| **FR BE NC** | Le meuble doit être monté sur une surface plane. Pour le montage mural, utilisez des accessoires de fixation adapté au type de mur. |
| **NL** | De meubels dienen ob een vlakke ondergrond te worden gemonteerd. Voor wandmontage moeten geschikte bevestigingsmaterialen worden gebruikt. |
| **IT** | Il montage dei mobili deve avvenire su un fondo piano. Per il montaggio si prega di utilizzare solo materiali adatti. |
| **SI** | Pohištvo je treba montirati na ravni podlagi. Pri stenski montaži vedno uporabite pritrditveni material. |
| **XS HR BA** | Namještaj se mora montirati na ravnoj podlozi. Kod montaže na zid uvijek koristite prikladan materijal za pričvršćivanje. |
| **HU** | A bútorszerelést sík felületen kell végezni. Falra szereléshez mindig megfelelı rögzítıanyagot kell használni. |
| **BG** | Монтажът на мебелите да се извършва на равна основа. При стенен монтаж винаги да се използва подходящ крепежен материал. |
| **CZ SK** | Montáž nábytku provádějte na rovném podkladu. Při montáži na stěnu používejte vždy vhodný připevňovací materiál. |
| **SE** | Montering av möbeln måste göras på jämnt underlag. Vid väggmontering ska lämpligt uppfästningsmaterial användas. |
| **RO** | Montarea mobilei trebuie să se realizeze pe o pardoseală dreaptă. La montarea la perete utilizați întotdeauna material de fixare adecvat. |
| **ES** | El montaje debe efectuarse sobre una superficie uniforme. En el montaje mural emplee siempre el material de fijación adecuado. |

| | |
|---|---|
| **D CH AT LI LU** | Bitte beachten Sie die Montageanleitung. Halten Sie immer die angegebene Wattzahl ein. Verhindern Sie einen Hitzestau. |
| **GB US** | Please observe the assembly instructions. Do not exceed the max. given wattage. Ensure that the heat is not allowed to build up. |
| **FR BE NC** | Veuillez respecter la notice de montage. Respectez impérativement le nombre des watts maximal. Veillez à éviter toute accumulation de chaleur. |
| **NL** | Lees a.u.b. de montagehandleiding door. Houd u beslist aan het max. opgegeven wattage. Zorg ervoor dat geen hittestuwing onstaat. |
| **IT** | Attenersi alle istruzioni di montaggio. Rispettarsi rigorosamente il numero di watt max. indicato. Assicurarsi che non si verifichi un accumolo di calore. |
| **SI** | Upoštevajte navodila za montažo. Vedno upoštevajte navedeno število vatov. Preprečite zastoj vročine. |
| **XS HR BA** | Obratite molimo Vas pozor na uputu za montažu. Uvijek se pridržavajte navedenog broja vati. Izbjegavajte zastoj vrućine. |
| **HU** | Vegye figyelembe a szerelési útmutatót. Mindig tartsa be a megadott wattszámot. Akadályozza meg a hıtorlódást. |
| **BG** | Моля, вземете под внимание ръководството за монтаж. Спазвайте винаги посочените ватове. Избягвайте акумулиране на топлина. |
| **CZ SK** | Dodržujte prosím návod k montáži. Vždy dodržujte uvedenou hodnotu výkonu (watt). Zabráníte tak přehřívání. |
| **SE** | Följ monteringsanvisningen. Följ alltid angivet wattal. Undvik att hetta uppstår. |
| **RO** | Respectați instrucțiunile de montaj. Respectați întotdeauna numărul de wați impus. Evitați acumularea de căldură. |
| **ES** | Le rogamos que tenga presente las instrucciones de montaje. Respete siempre el número indicado de vatios. Evite la acumulación de calor. |

| | |
|---|---|
| **D CH AT LI LU** | Halten Sie die max. zulässigen Belastungswerte der Möbelteile ein. Details siehe Montageanleitung |
| **GB US** | Comply with the max. permissible loads. For details, please refer to the assembly instructions |
| **FR BE NC** | Respectez les valeurs de charge max. admissibles des parties de meubles. Pour plus de détails, cf. la notice de |
| **NL** | Houd de maximaal geoorloofde belastingswaarden van de meubeldelen aan. Voor details verwijzen wij naar de montagehandleiding |
| **IT** | Rispettare la portata max. permessa degli elementi del mobile. Per dettagli si vedano le istruzioni di montaggio e si vada |
| **SI** | Upoštevajte največjo dovoljeno obremenitev delov pohištva. Podrobnosti najdete v navodilih za montažo in na |
| **XS HR BA** | Pridržavajte se maks. Dozvoljenih vrijednosti opterećenja elemenata namještaja. Detalje vidi u uputi za montažu |
| **HU** | Tartsa be a bútorelemek max. megengedett terhelési értékeit. A részleteket lásd a szerelési útmutatóban |
| **BG** | Спазвайте макс. допустимите стойности на натоварване на мебелите. За подробности виж ръководството за монтаж |
| **CZ SK** | Dodržujte max. přípustné hodnoty zatížení nábytkových dílů. Podrobnosti viz návod k montáži |
| **SE** | Följ max. tillåten belastning av möbeldelarna. Mer information finns i monteringsanvisningen |
| **RO** | Respectați valorile de solicitare max. admise pentru corpurile de mobilier. Pentru detalii consultați instrucțiunile de montaj |
| **ES** | Respete los valores máximos de carga admisibles para las piezas de los muebles. Consulte los detalles en las instrucciones |

| | |
|---|---|
| **D CH AT LI LU** | Zur Möbelreinigung ein mit Wasser befeuchtetes, fusselfreies Baumwolltuch verwenden. Gereinigte Flächen immer trockenreiben! |
| **GB US** | To clean the furniture only use a water dampened lint-free cotton cloth. Once cleaned, always wipe the surfaces dry. |
| **FR BE NC** | Utilisez un chiffon en coton non pelucheux humidifié avec de l'eau pour nettoyer les meubles. Séchez systématiquement les surfaces nettoyées en les frottant ! |
| **NL** | Gebruik een met water bevochtigde, pluisvrije katoenen doek om de meubels te reinigen. Wrijf gereinigde oppervlakken altijd droog! |
| **IT** | Per pulire il mobile utilizzare un panno di cotone inumidito d'acqua e che non perde pelucchi. Asciugare sempre le superfici che si sono pulite! |
| **SI** | Za čiščenje pohištva uporabljajte vlažno bombažno krpo, ki ne pušča vlaken. Očiščene površine vedno obrišite do suhega! |
| **XS HR BA** | Za čišćenje namještaja koristite sa vodom navlaženu pamučnu krpu koja ne ispušta vlakna. Očišćene površine uvijek obrišite suhom krpom! |
| **HU** | Bútortisztításhoz vízzel benedvesített, nem szálazódó pamutkendıt használjon. A megtisztított felületeket mindig törölje szárazra! |
| **BG** | За почистване на мебелите използвайте навлажнена с вода, неизпускаща влакна памучна кърпа. Почистените повърхности винаги да се изтриват до сухо! |
| **CZ SK** | K čištění nábytku používejte bavlněný hadr neuvolňující vlákna, navlhčený ve vodě. Vyčištěné plochy vždy utřete do sucha! |
| **SE** | För möbelrengöring används en luddfri bomullsduk fuktad med vatten. Rengjorda ytor ska alltid torkas torra! |
| **RO** | Pentru curățarea mobilei utilizați o lavetă din bumbac fără scame umezită cu apă. Suprafețele curățate se şterg întotdeauna până se usucă! |
| **ES** | Emplee un paño de algodón humedecido con agua y libre de pelusa para la limpieza de los muebles. ¡Seque siempre las superficies que ha limpiado! |