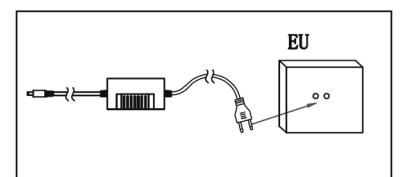
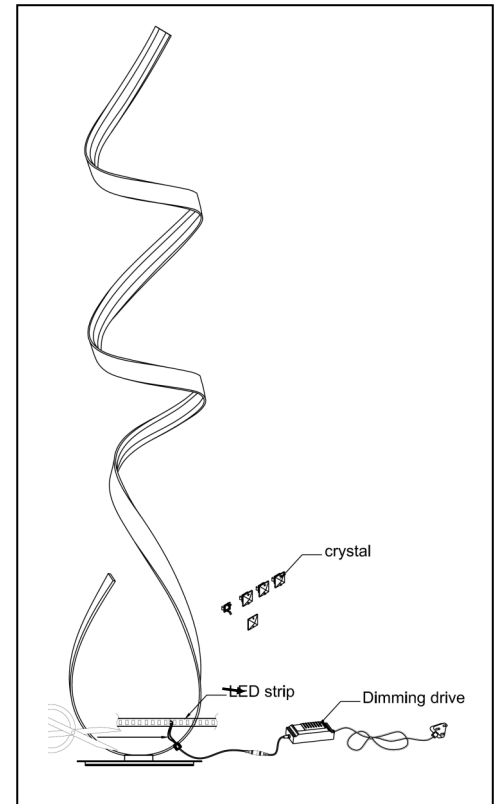



LED CHIP & DRIVER REMOVAL



SLIDING DIMMER SWITCH



1

2



APPROVED
23/09/2021
ISSUE 2



SAFETY INFORMATION: (Please retain for future reference)

- Before commencing assembly ensure the lamp is unplugged from the mains socket.
- This is a Class 3 product and does not require an Earth connection - 220 - 240 Volts-50Hz.
- Take care to not twist the cable during assembly.
- This product must be installed in accordance with the national building and wiring regulations, if in doubt consult a qualified electrician.
- We do not recommend any modifications of the fitting as this may invalidate the warranty and render the fitting unsafe .
- This fitting is suitable for installation in Indoor locations only .
- Do not mount the fitting in a damp atmosphere.
- Ensure sufficient access to the fitting to enable safe maintenance.
- The Luminaire should be positioned so that prolonged staring into the luminaire at the distance closer than 0.2m is not expected.

LAMP INFORMATION:

- The LED lamps are not replaceable, when the lamps reach the end of their life the whole luminaire shall be replaced.
- The LED chip board & driver are removable, please refer the diagram. Once removed this fitting must be disposed.
- This fitting is suitable for dimming.

AFTERCARE AND MAINTENANCE:

- Always disconnect power supply when servicing or cleaning.
- Clean only with a dry or slightly damp cloth.
- Do not use any abrasive cloths or cleaners as this may damage the product

<p>NOTE: IF THE EXTERNAL FLEXIBLE CABLE OR CORD OF THIS LUMINAIRE IS DAMAGED IT SHALL BE EXCLUSIVELY REPLACED BY THE MANUFACTURER OR HIS SERVICE AGENT OR SIMILAR QUALIFIED PERSON</p>
