
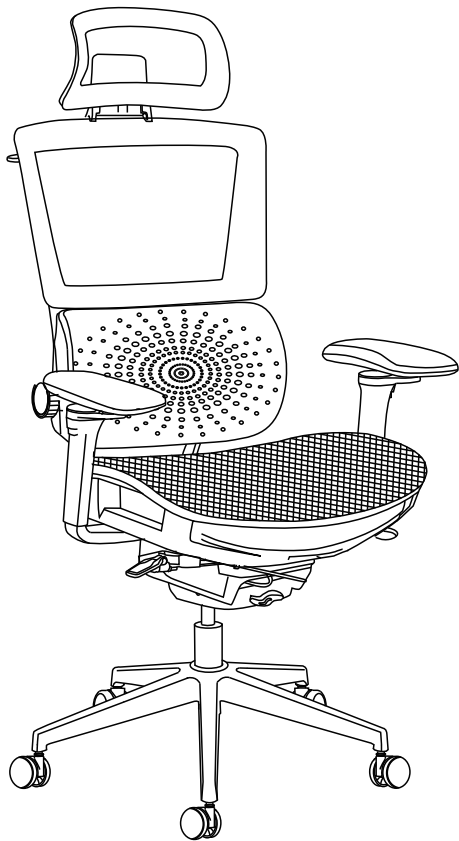


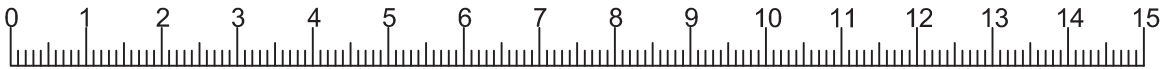
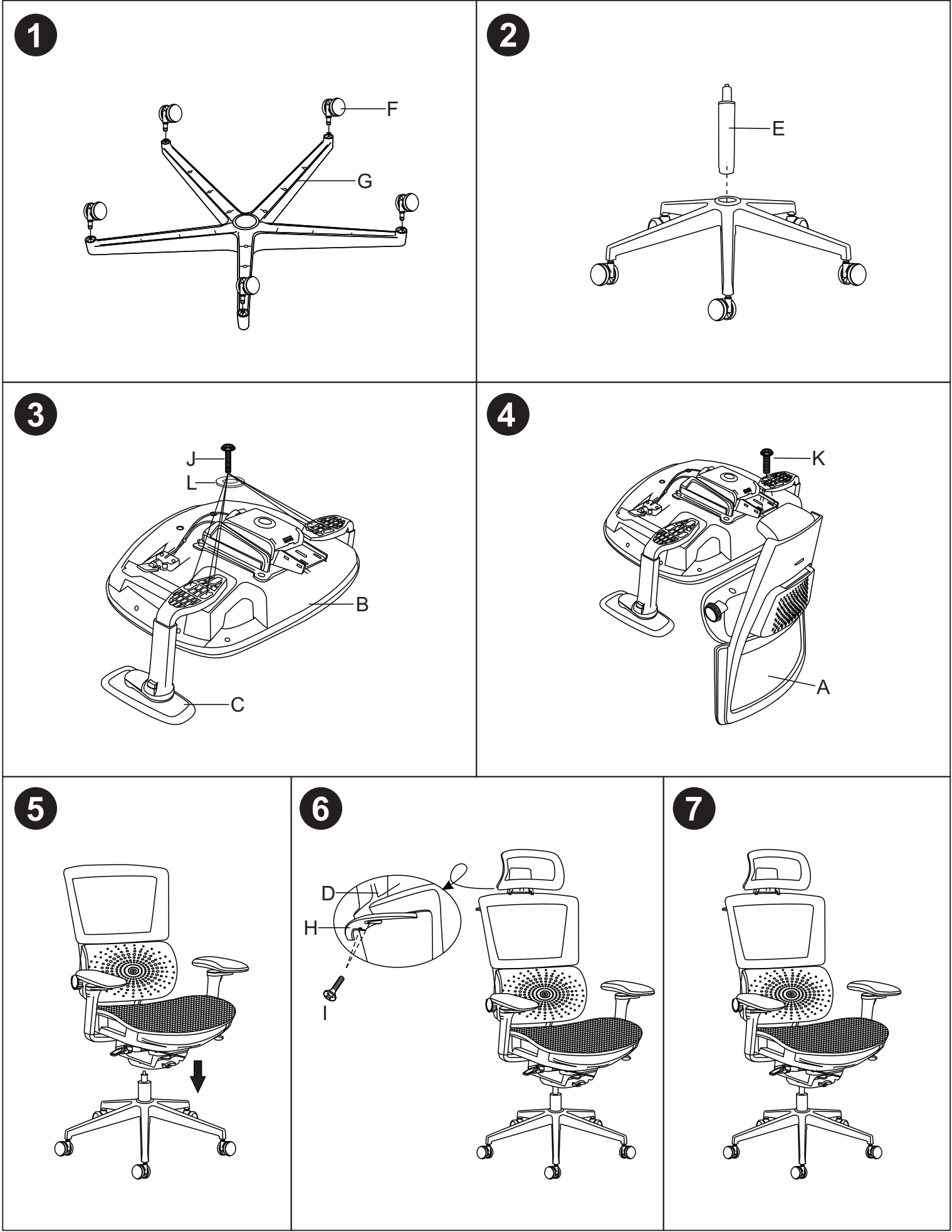
04310022/01

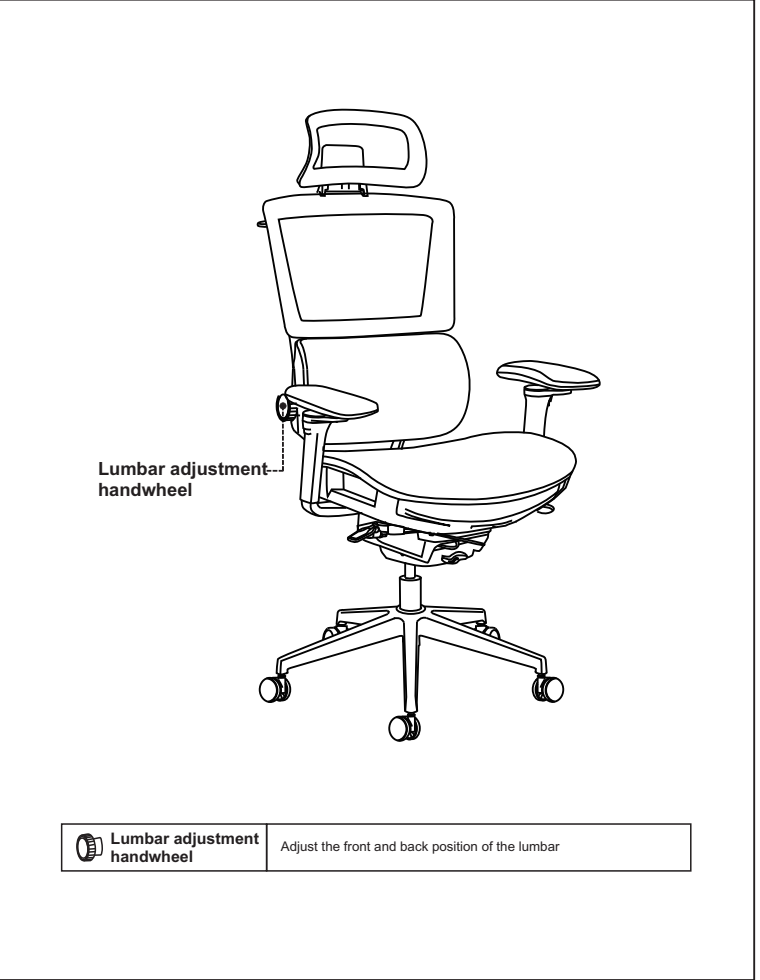
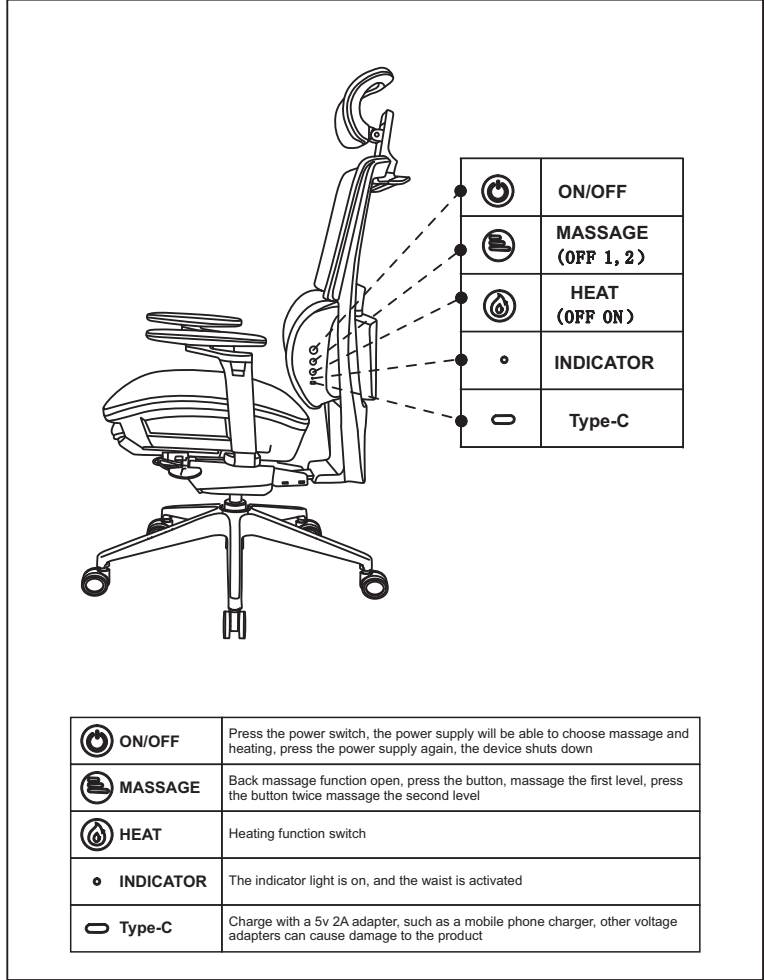
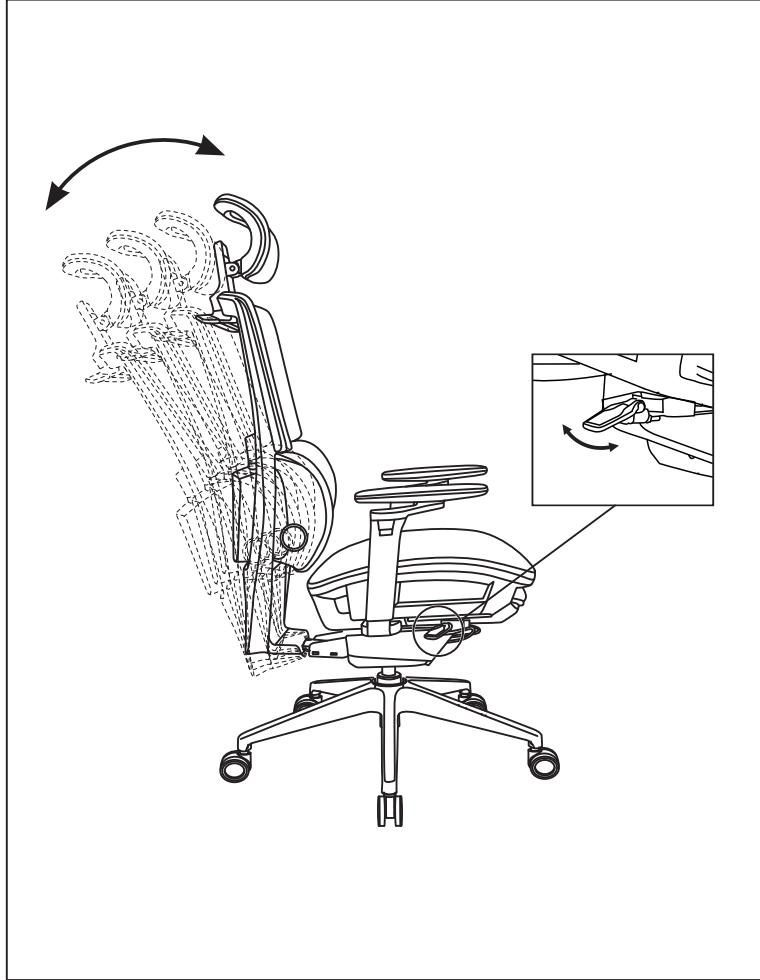
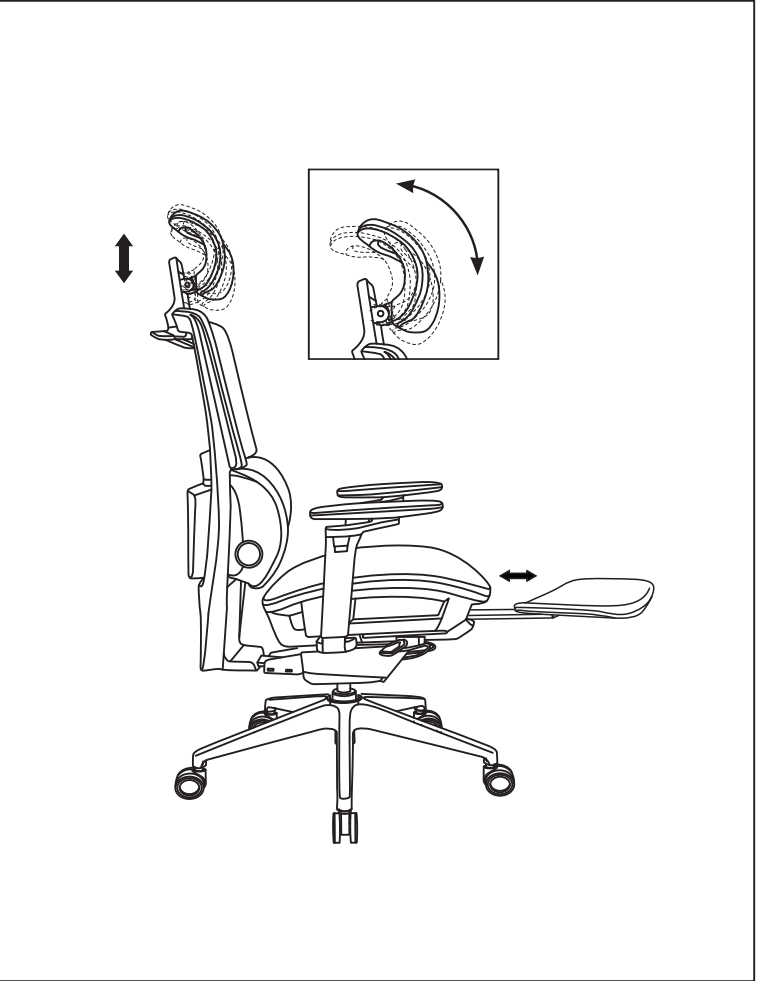
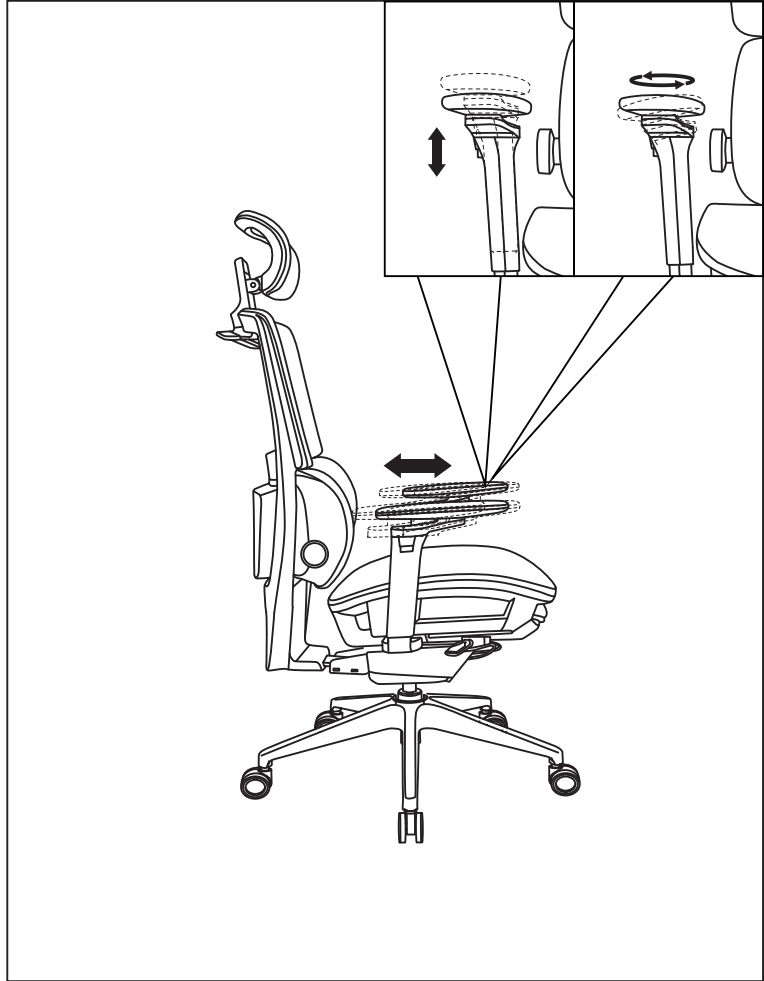
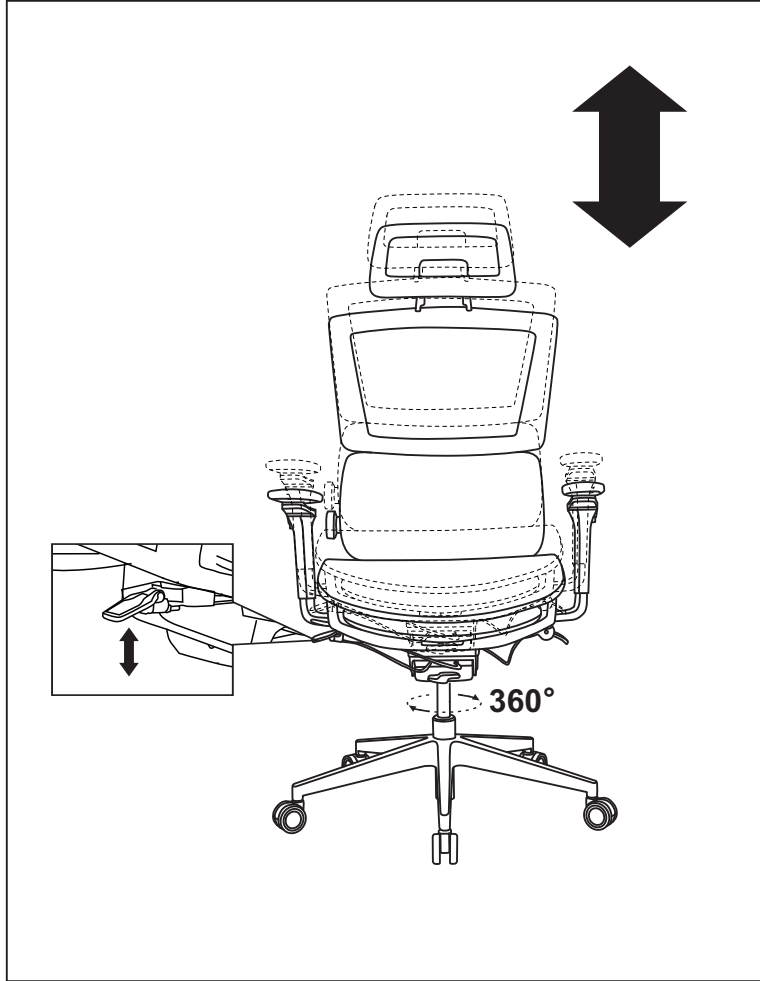
XXXLutz KG
Roemerstrasse 39
AT-4600 Wels

novel



| | | | | | | | | | | | |
|---|----|---|----|---|---------|---|---------|---|---------|---|----|
| A | x1 | B | x1 | C | x2 | D | x1 | E | x1 | F | x5 |
| | | | | | | | | | | | |
| G | x1 | H | x1 | I | x2 | J | x6 | K | x3 | L | x6 |
| | | | | | M5*20mm | | M6*25mm | | M8*20mm | | M6 |
| M | x1 | N | x1 | | | | | | | | |
| | M5 | | | | | | | | | | |





Safety and Care Advice

IMPORTANT, RETAIN FOR FUTURE REFERENCE: READ CAREFULLY.

- Keep children and animals away from the work area, small parts could choke if swallowed.
- Make sure you have enough space to layout the parts before starting.
- This product has been constructed to be used in the domestic environment only and not for commercial purposes.

- Assemble the item as close to its final position (in the same room) as possible.
- Assemble on a soft level surface to avoid damaging the unit or your floor.



- We do not recommend the use of power drill/drivers for inserting screws as this could damage the unit. Only use hand screwdrivers.
- Parts of the assembly will be easier with 2 people.
- Dispose of all packaging carefully and responsibly.

Care and maintenance

- Only clean using a damp cloth and mild detergent. Do not use abrasive cleaners.
- Use a dry cloth to clean the product, furniture polish is not recommended.
- From time to time check that there are no loose screws, nuts or bolts. If there are please re-tighten.
- This product should not be discarded with household waste. Take to your local authority waste disposal centre.

Glue safety - Take care when using glue, please follow the advice below

Skin contact: Remove contamination by washing with soap and water. procedure should also be followed prior to eating and drinking.

Eye contact: Rinse immediately with clean water for 15 minutes and seek medical advice.

If swallowed: Seek medical advice immediately.

Additional Guidance

- Assemble all parts and bolts loosely during assembly, only once the product is complete should you fully tighten the bolts.
- Regularly check and ensure that all bolts and fittings are tightend properly.
- Age recommendation for upper bunk 14 +
- Maximum user weight 140kg
- This product is compliant EN12520



Power supply correlation

- If there is no operation or abnormal phenomenon, Please immediately pull out the power plug from the socket. And entrusted the customer service center for inspection and repair.
- Otherwise, it may cause fire or electric shock due to electric shock, leakage or short circuit. If the product protection cover breaks or falls off, it may cause serious accidents involving clothes or hair. Please confirm whether there is a problem with the appearance of the product.
 - Otherwise, it may cause electric shock or injury. Please tell children not to touch the power plug.
 - Otherwise, it may cause electric shock or injury. Do not bend the power cord excessively or take care that the power cord is not damaged by heavy objects.
 - Otherwise there may be a risk of fire and electric shock. When using multi-function sockets, do not use more than one device at the same time.
 - There is a risk of fire when the socket is abnormally heated. When unplugging, please hold the plug and detach the plug from the socket.
 - There is a risk of fire and electric shock when the power cord is broken.
- Do not touch the power plug with wet hands, and pull the power plug out of the socket when cleaning or servicing this product.
- Otherwise there may be a risk of electric shock. Please confirm the rated voltage of the product and use the earthed socket.
 - There is a risk of fire when the socket is abnormally heated. When using a socket, be sure to use a grounded socket.
 - Electrical shock or injury may occur when using non-grounded sockets. In case of power failure, please immediately turn off the power switch and pull out the power plug from the socket.
 - Otherwise, it may cause electric shock and fire. During the work of the product, please avoid the AC line and remote control line being clamped by the middle tube or five-star foot of the chair.
 - When using, please pay attention to the possibility of short circuit caused by skin damage.

WARNING

- The following personnel may have safety hazards when using. Please try not to use the leisure chair.
- Do not use this product for the following patients:
- People with severe varicose veins, acute varicose veins, etc., who have been diagnosed by the doctor as unsuitable for use
 - People with suspected whiplash who suffer from muscle deformation or sudden muscle contractions
 - Early pregnancy Pregnant woman who has recently given birth · A person whose spine is abnormal or whose spine bends from side to side due to an accident or illness
 - People with acute visceral diseases and severe cardiac disabilities
 - People who use implantable electronic medical devices such as implantable cardiac pacemakers who have suffered a major stroke or psychogenic disease (perceptual impairment)
 - People who have lost the ability to sense temperature due to high peripheral circulation disorders such as diabetes
 - Patients with osteomyelitis or rickets * Rickets: a condition in which the muscles of the whole body contract and the limbs are unable to stretch
 - People who are unable to express themselves freely and perform physical activities have or are being treated for a herniated lumbar disc
 - For those who have physical abnormalities and are receiving treatment in medical institutions, please consult your doctor before using:
 - Pregnant women and other people who are concerned about side effects after using the product
 - People with higher than normal body temperature due to acute inflammation and aversion to cold
 - People with acute skin diseases, malignant tumors, and other symptoms of skin diseases
 - People who are under the care of a doctor and need to rest
 - Other people with physical abnormalities
 - People who are prohibited from massaging by their doctors
 - Do not use or keep this product in humid places such as bathrooms for people with weak muscles or low back pain due to old age.
 - Otherwise, it may cause electric shock, fire, malfunction and mildew. Do not allow children to play or climb on the leisure chair.
 - Otherwise, it may malfunction or cause injury. Do not wear hard objects such as headdresses on your hair when using
 - Otherwise, it may lead to injury. The use time is 30 minutes a day and less than 15 minutes a time.
- Prolonged use may be taxing on muscles or nerves. Please stop using this product if any of the following side effects occur



: Abrasions, contusions, bruises, stabbings and cuts caused by this product; Overuse of products causes muscle, tendon, nerve, Spinal and other injuries

- Skin diseases, burns and other fractures, dislocations, deformities, etc
- Respiratory and digestive system disorders and suffocation, please confirm the power supply and remote control

Whether the line is finished before using this product.

- Otherwise, accidents and product failures may occur or injuries may result. Do not use during massage

Pull out the power supply or set the power switch to [OFF].

- Otherwise, it may lead to injury. Do not use firearms such as stoves or when smoking. In addition, do not use it on heating devices such as electric blankets.
- Otherwise, it may cause a fire. Do not use after drinking alcohol.

Accidents or injuries may occur. Do not use one product by two or more people at the same time.

- Otherwise, it may cause product failure or cause injury. Do not contact the skin directly.
- Direct massage on the skin may cause skin damage

Skin damage. Be careful not to trip over the remote control cable.

- Otherwise, it may lead to injury. When cleaning or repairing this product, pull the power plug out of the socket.
- Otherwise, it may cause electric shock or injury. Be aware of your surroundings when reclining
- Avoid touching objects or injuring yourself.

