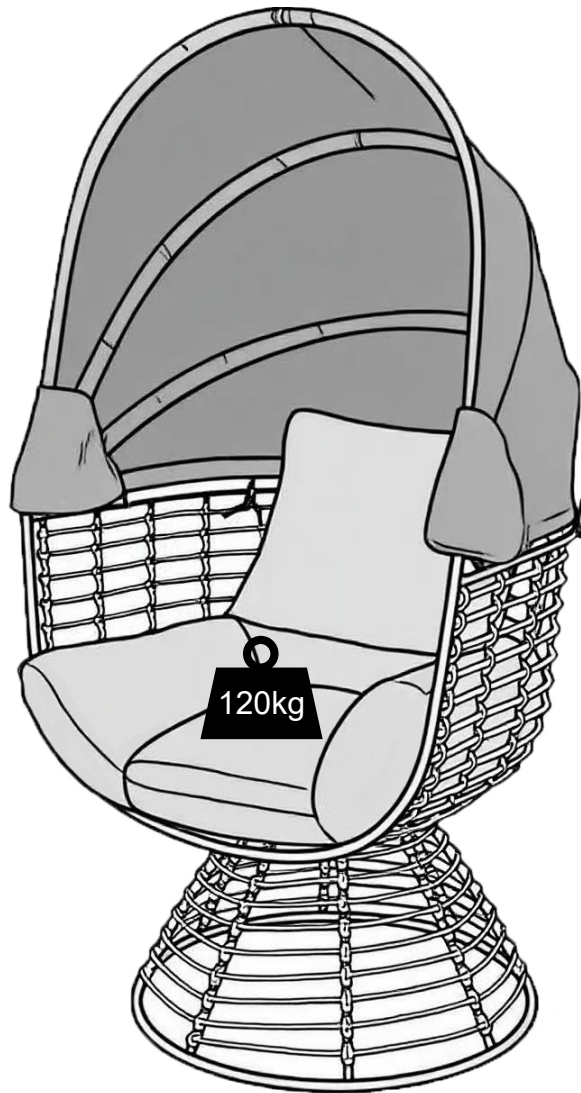
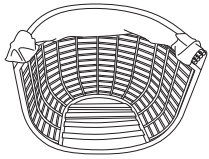
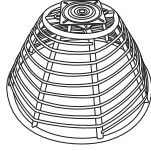


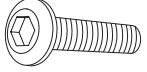
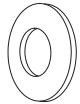
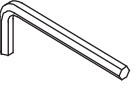


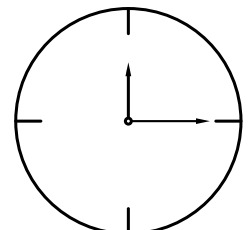

22770162-01

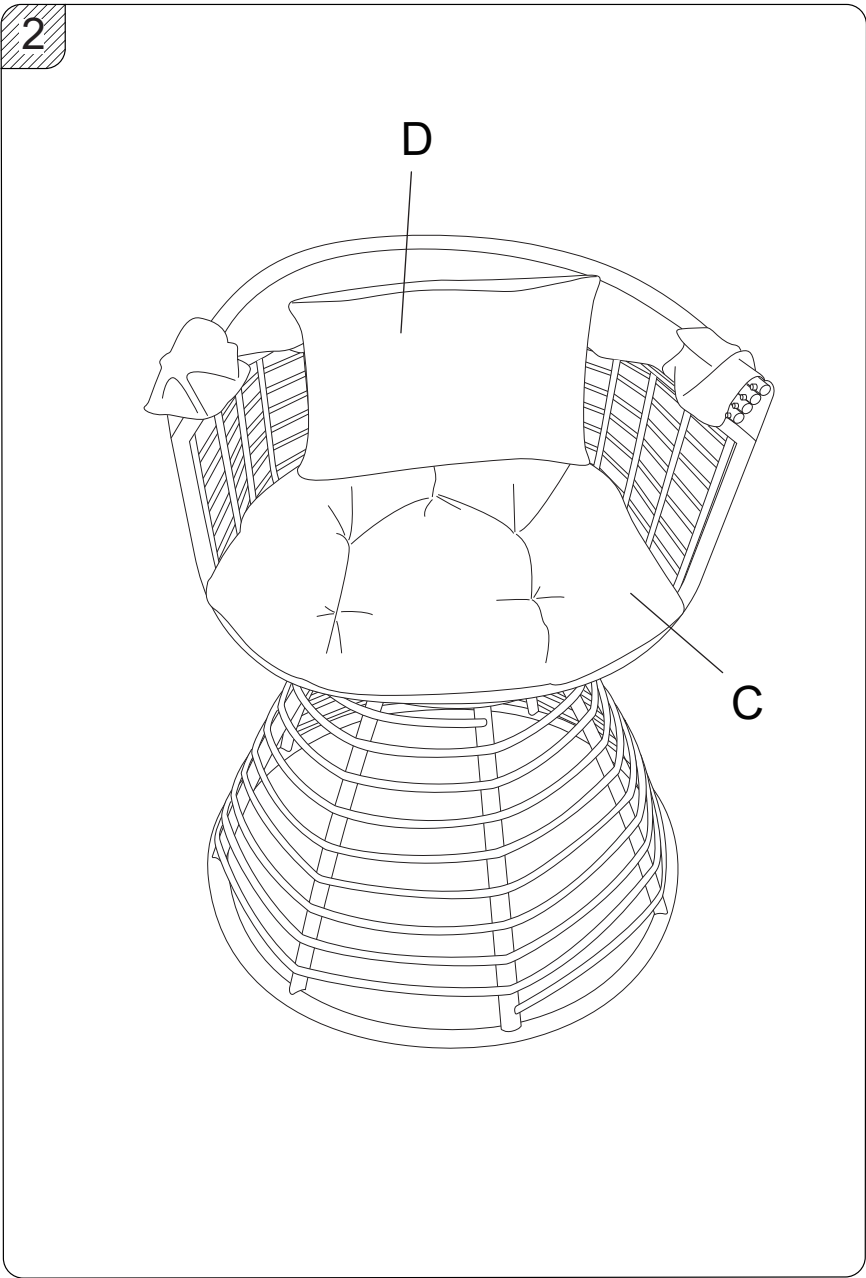
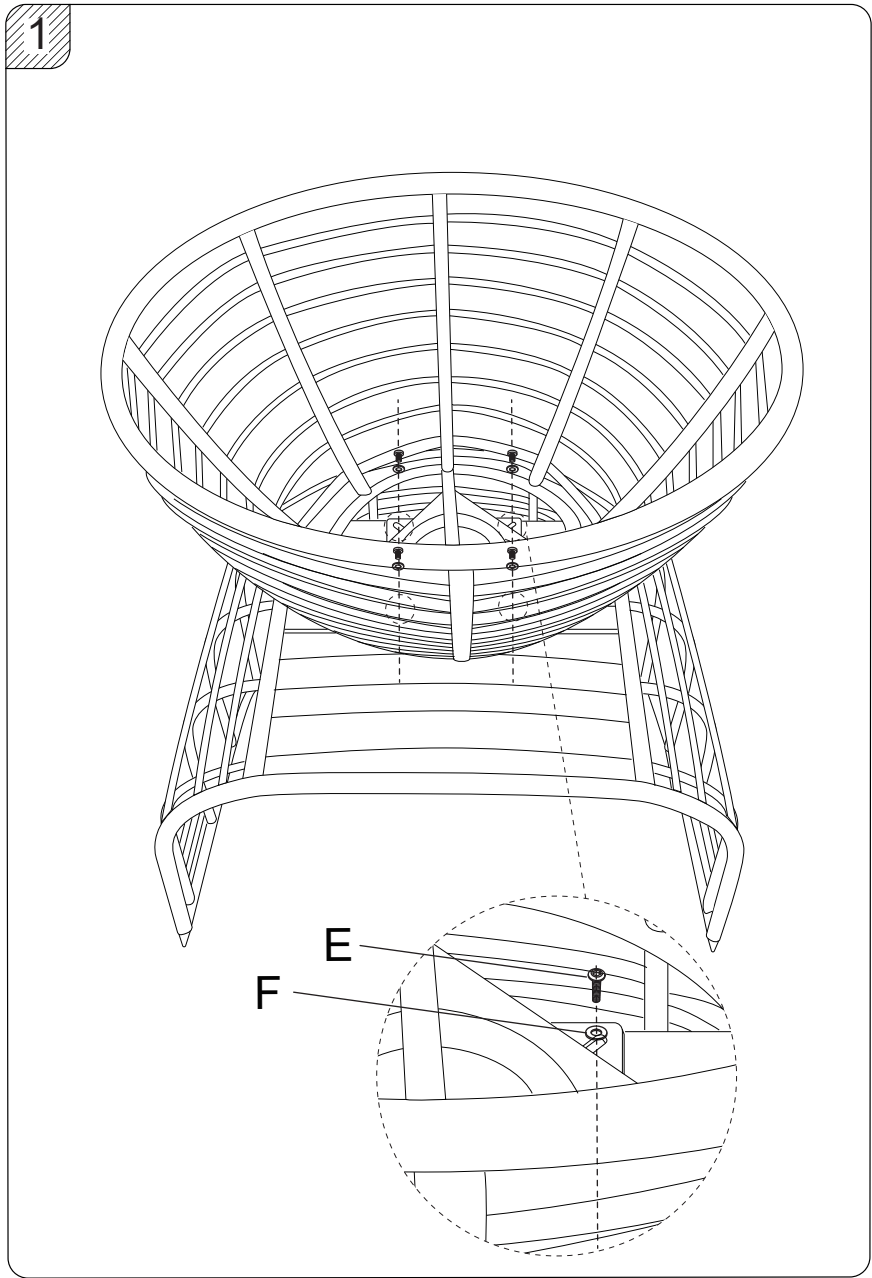
XXXLutz KG
Roemerstrasse 39
AT-4600 Wels, Austria
E-Mail: Info@xxxlutz.at



A	x1	B	x1	C	x1	D	x1	E	x4
									M6x15mm

F	x4	G	x1
			
M6		M6	



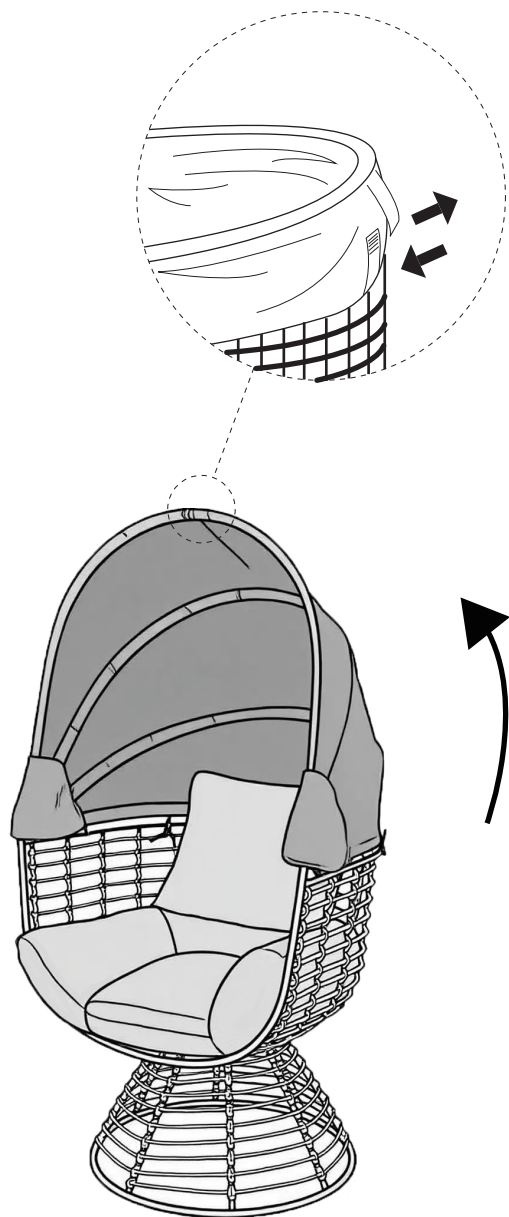


A	x1
B	x1
C	x1
D	x1
E	x4
 M6x15mm	
F	x4
 M6	
G	x1
 M6	

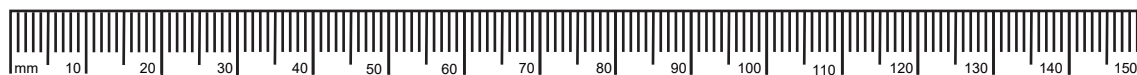
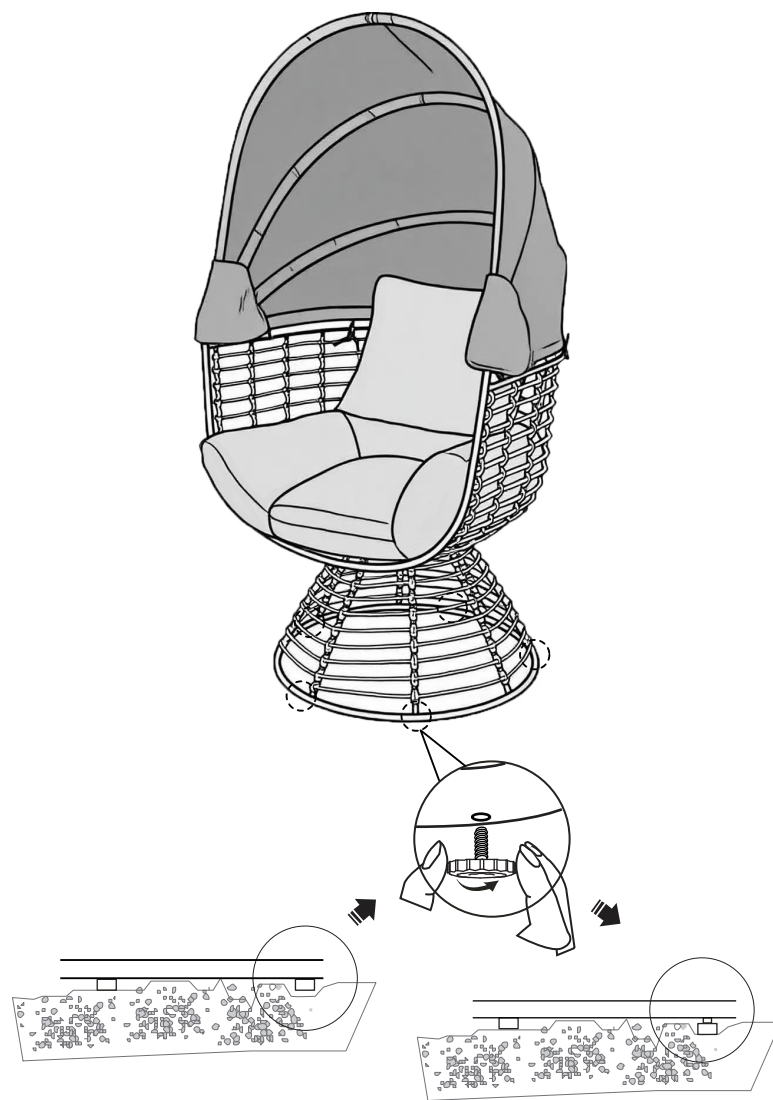


22770162-01

3



4



IMPORTANT: READ CAREFULLY AND KEEP FOR FUTURE REFERENCE

This product is for outdoor domestic use only.

WARNING: this product is not a swing. Improper use of the product can lead to serious injury to yourself and others. Do not stand on or inside the product as it could lose its balance and fall over, resulting in serious injury to yourself and others.

BEFORE USE

The product must be assembled and secured according to the assembly instruction *) Check the product for damages. Place the product on a stable surface.

INSTRUCTIONS FOR USE *)

Do not leave this product outside and unprotected for long periods of time. In case of extreme weather conditions, it is recommended to cover the furniture. Please note that the cover should be ventilated in order to prevent the formation of fungus. Weather conditions may affect the product in the long term, possibly causing the surface to tarnish or get stained. Treat the product with an anti-corrosive/rustproof paint/varnish in case of damages or (deep) scratches exposing the metal.

TEXTILES *)

Remove potential stains or clean the fabric using a mix of cold water and mild detergent. Let the fabric fully dry. The best way to extend the life of your product is by cleaning it regularly and storing it in a cool dry place, or in a storage bag when you do not use it.

MAINTENANCE*)

Exclusively use a mild detergent combined with a damp cloth. Do not use metal, wooden or abrasive cleaning tools and do not use abrasive and chemical cleaners as this may cause scratches and permanent damage. Regularly apply furniture polish on the finishes or machined surfaces to restore their shine and avoid any dirt buildup. Prevent the dirt from building up on the metal frame, as it may be more difficult to remove over time.

STORAGE *)

Make sure the product is completely dry before storing it. It is recommended to store the product indoors in a dry location and protect it from the light during wintertime.

DISPOSAL

Do not throw the product away with the normal household waste at the end of its life; instead, bring it to a waste collection point to dispose of it.

* Depending on the purchased model.



Do not use the product if any of the parts are defective!

