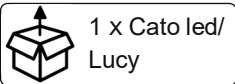




## Monteringsanvisning: T-1185 - Cato led, T-1888 Lucy



GU4/GU10 Max 5x5W  
230V 50/60Hz

### Takmontering/Ceiling mount

1. - Häng upp på takkrok och anslut armaturen.  
- *Hang the luminaire on a ceiling hook and connect it to a power supply.*
2. - Skruva åt knoppen så att armaturen ligger an mot taket.  
- *Turn the screw until the luminaire lies firmly against the ceiling.*



SE

Armaturen hängs i takkrok.

Denna armatur måste rengöras för hand. Använd inte starka rengörings- eller slipmedel som kan skada ytan. Armaturen måste vara avstängd vid rengöring.

Ljuskälla exkluderad.

EN

The luminaire is to be hung on a ceiling hook.

The luminaire must be cleaned by hand. Do not use strong or abrasive cleaners, which may damage the surface. The luminaire must be turned off when cleaned.

Light source excluded.