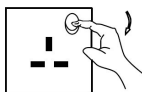
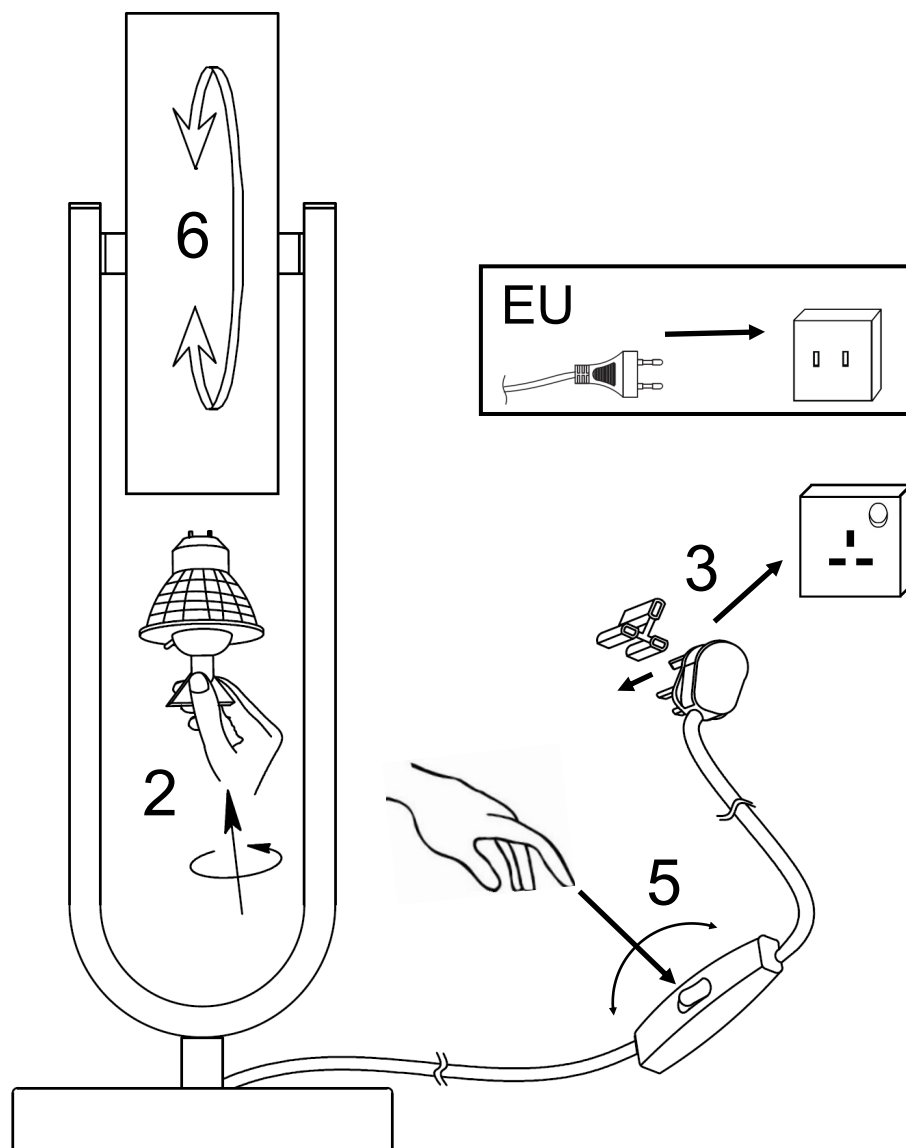





1



4

**Safety Information: (Please retain for future reference)**

- Before commencing assembly ensure the table lamp is unplugged from the mains socket.
- Take care not to twist the cable during assembly.
- Before inserting or replacing bulb(s) (NOT SUPPLIED) ensure power is switched off and the bulb(s) have cooled down.
- This is a Class 2 product and does not require an earth connection.
- If replacing the fuse in the plug DO NOT EXCEED the maximum rated amps as specified on the plug.
- Suitable for indoor locations only.
- Do not install the lamp in a damp atmosphere.
- Do not modify or alter any product before or after installation. This may render the product un-safe.
- Do not cover or drape any material over the lamp .
- Ensure the power is switched off before cleaning or carrying out any maintenance.
- Accessible parts become hot during use, young children must be kept away.

Lamp information:

- We recommend LED lamps only.
- Do not exceed the maximum wattage and bulb type stated on the lamp holder
- This fitting is not suitable for dimming.

Maintenance:

- Use a clean dry soft or slightly damp cloth.
- Do not use any abrasive cloths or cleaners as this may damage the product .

NOTE: IF THE EXTERNAL FLEXIBLE CABLE OR CORD OF THIS LUMINAIRE IS DAMAGED IT SHALL BE EXCLUSIVELY REPLACED BY THE MANUFACTURER OR HIS SERVICE AGENT OR SIMILAR QUALIFIED PERSON