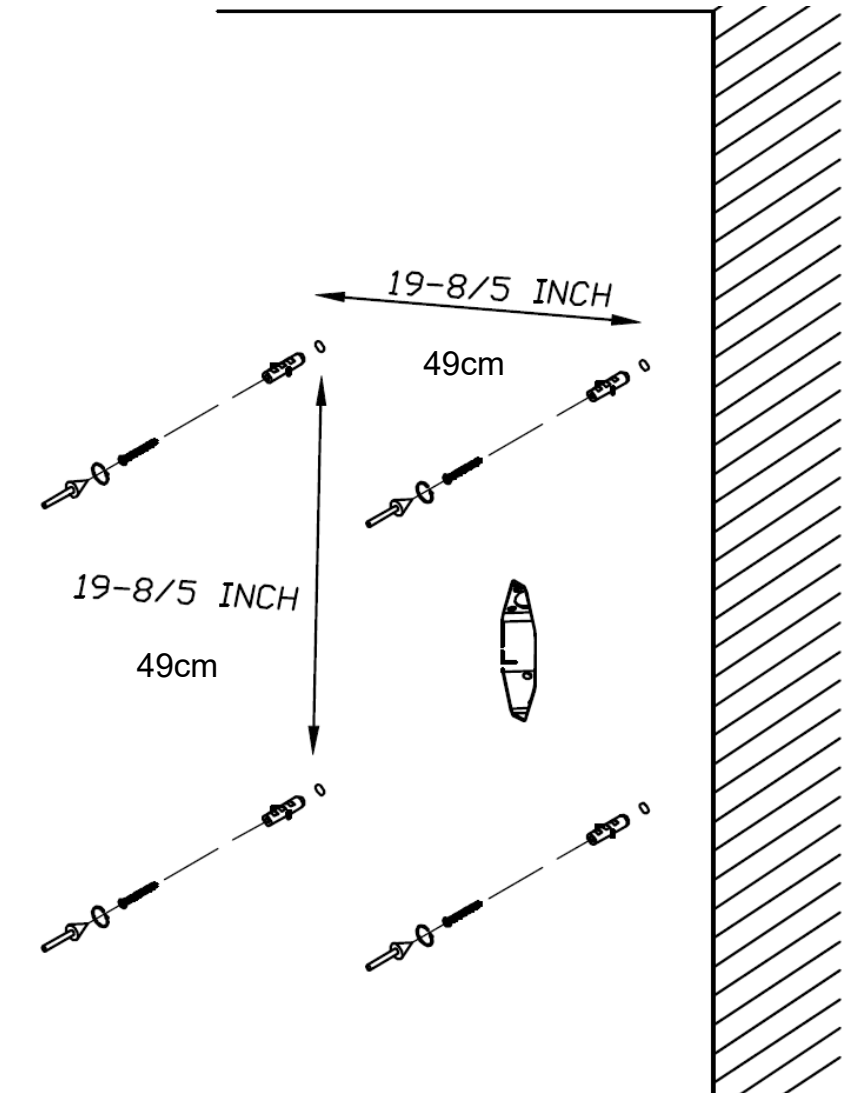
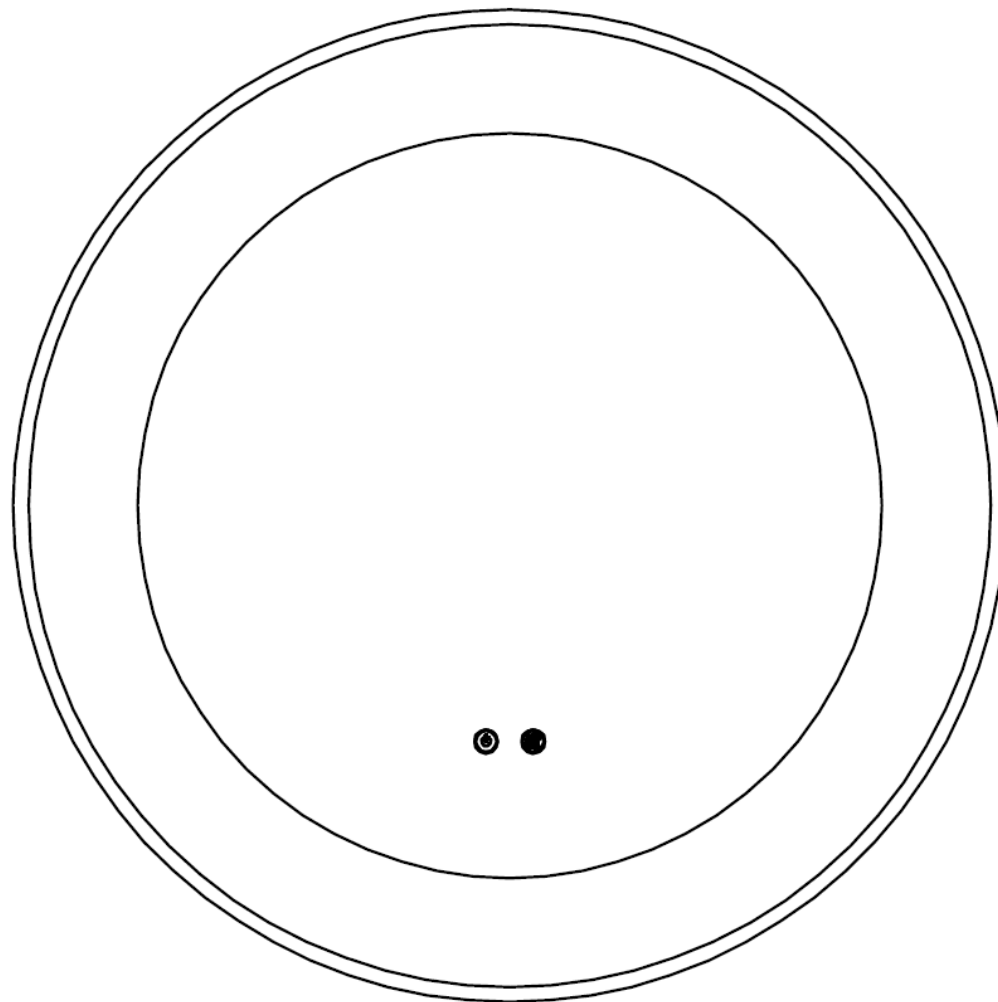


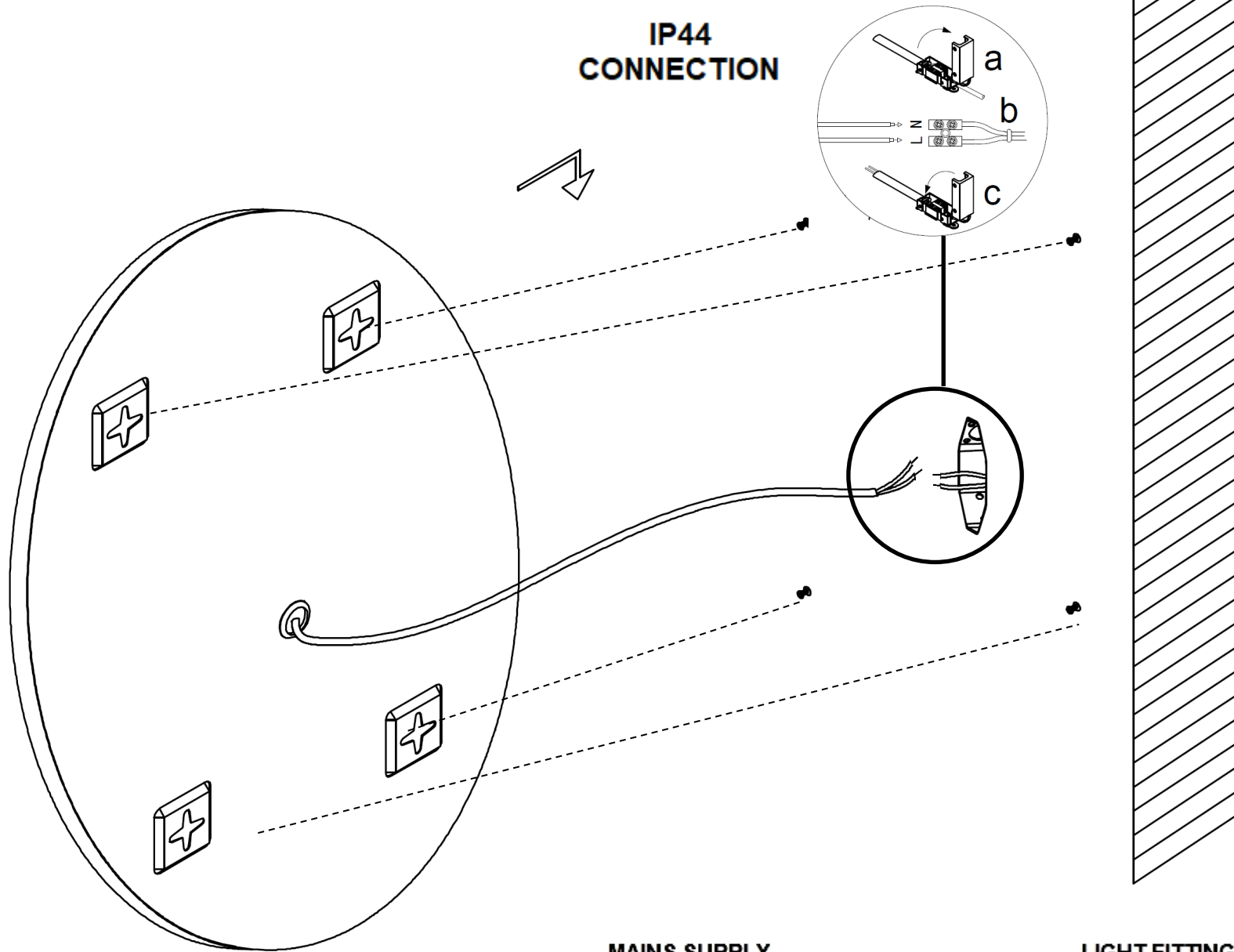
STEP 1

STEP 2




STEP 3

IP44 CONNECTION



MAINS SUPPLY

LIVE - Possible colours : Red or Brown LIVE

NEUTRAL - Possible colours : Black or Blue  NEUTRAL

LIGHT FITTING

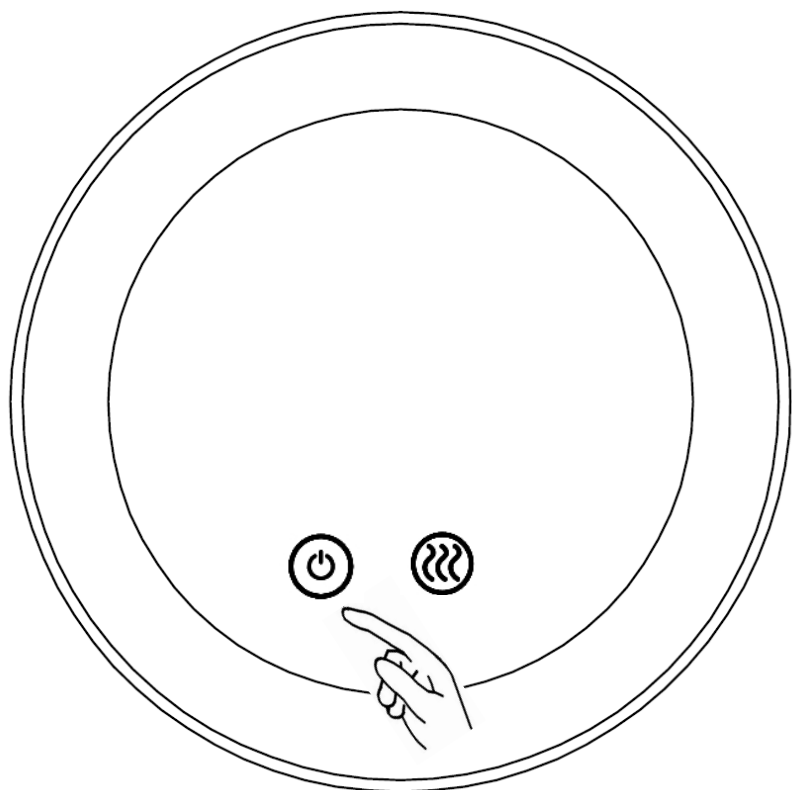
STEP 4, setting the features.



This is the switch for the anti-fog feature . When illuminated in blue this feature is switched off, a short press (1/2 second) switches on anti-fog feature to prevent the mirror from misting up, whilst on the switch will illuminate white. A second short press switches off the anti-fog and the switch will again illuminate blue.

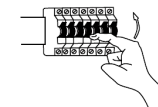
This is the switch for the LED light around the edge of the mirror. A short press switches the light on at it's first setting, Cool White 4000K. The switch will change from blue to white illumination, Another short press switches off the light and the switch reverts to blue illumination.

To change the colour temperature and cycle through the different colour temperatures 2700k-4000K (Warm white to cool White) , when the light is on , press and hold on the touch switch, this will change the level of dimming , when the required light level is reached release the switch. The switch will revert back to blue illumination and the light brightness will remain there until changed again.



APPROVED
20/6/2024
ISSUE 1

STEP 5



BATHROOM FITTINGS INFORMATION:

This fitting is a IP44 Rated and is suitable for installation in Zone 2.

All installations must comply to guidelines which are based on a zonal concept similar to that used for the installation of lighting around swimming pools.

Each zone rating (IP) is determined by the degree of risk of electric shock.

Zone 0 This is the area inside the bath or shower basin and is rated at IPX7.

Zone 1 Refers to the area above the bath or shower up to a height of 2.25 metres and carries a minimum rating of IPX4.

Zone 2 Covers an area 0.6 metres wide immediately next to, and all around zone 1, plus the area below 2.5 metres high directly over the bath or shower. Wash basins should also be treated as zone 2. The minimum rating here is IPX4.

Where water jets are likely to be used for cleaning purposes in zones 1 and 2, the rating is a minimum **IPX5**.

OUTSIDE ZONE Covers any area outside Zone 1 and Zone 2. There is no special requirement in this Zone.

Bathrooms are now allowed to contain a socket outlet, this must be located 3m outside of Zone 1.

Lighting circuits and any socket-outlet circuit in a room containing a bath and/or shower must be provided with 30mA rcd protection.

AREA AROUND SINKS Covers up to 60cm.

Zone 2. IPX4 luminaires should be installed in this Zone.

