PHILIPS

Connected by WiZ

Ceiling Light user manual

Incl.

A

B

C



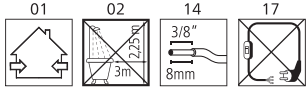





Excl.

x3

x3

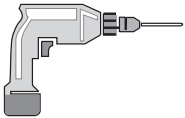

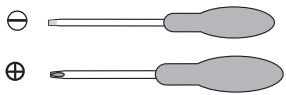

1



2

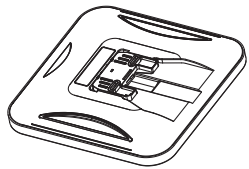

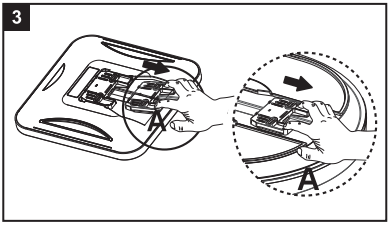

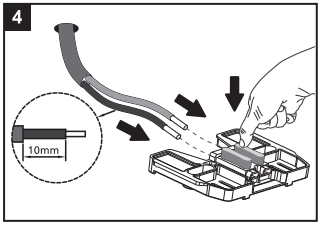

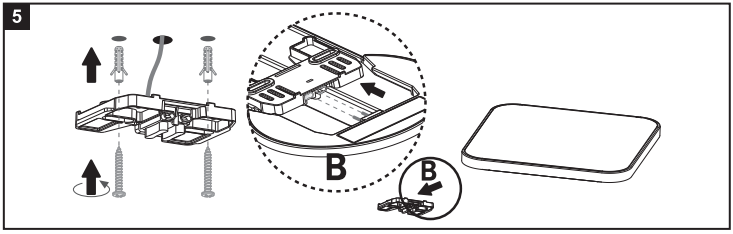

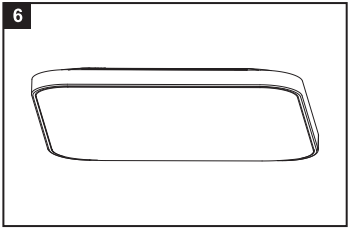





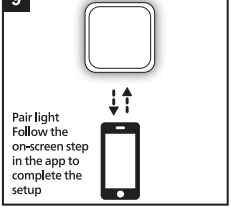

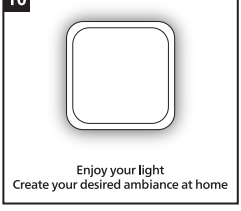

F

9290048159 9290048160
9290049163 9290049164

Signify
I.B.R.S. / C.C.R.I. Numéro 10461
5600 VB Eindhoven, the Netherlands
lighting.philips.com

Importer:
Signify Commercial UK Limited
2 Guildford Business Park
Guildford, Surrey
GU2 8XG, United Kingdom

3241 664 05552

Philips and the Philips Shield Emblem are registered trademarks of Koninklijke Philips N.V. and are used under license

©2026 Signify Holding

signify

PHILIPS

Safety instructions

Signify
I.B.R.S. / C.C.R.I.
Numixio 10461
5600 VB Eindhoven,
the Netherlands
00800-74454775

© 2022 Signify Holding

www.philips.com/lighting

EN – SAFETY INSTRUCTIONS 04
UK 06
DE 08
FR 10
IT 12
ES 14
PT 16
NL 18
DA 20
SV 22
FI 24
NO 26
EL 28
TR 30
BG 31
CS 33
SK 35
HR 37
SR 39
SL 41
HU 43
RO 45
SQ 47
LV 49
LT 51
AU/NZ 53
ET 55
AR 57

EN – SAFETY INSTRUCTIONS

Thank you for purchasing this Philips product, we highly appreciate your choice for the Philips brand and wish you lots of pleasure using it. Please read the safety instructions carefully before using the product and keep them for future reference. Please also refer to the warranty and safety instructions booklet. Please note that the instructions in the user manual may be applicable to several products. Please refer to the User Manual A, for the ones which are particularly applicable for this product.

GENERAL Please read the user manual carefully before use. Failure to always follow these instructions to ensure correct and safe installation and operation may result in damage to the product and/or injury to persons and will void the warranty. Ensure during the first battery charge that the battery is fully charged before using the product. Take into account the weight of the product and the material of the mounting surface. As a result, consult a professional before installing the product on a surface with poor load capacity (e.g. plasterboard) or on a surface with cavities. Observe the relevant regulations. Certain regulations indicate that electrical products must be installed only by a licensed electrician (e.g. Part 7 in Australia/New Zealand). Observe the IP rating of the product. The IP rating indicates the degree of protection against dust and water (e.g. IP65 is dust-tight and protected against water jets). Observe the IK rating of the product. The IK rating indicates the degree of protection against impact (e.g. IK08 is protected against impacts of 5 J).

Mount wall lights out of children's reach. If the product is mounted on a metallic surface, this surface must be bonded to the protective earth conductor of the electrical installation. Mount the product only on surfaces with sufficient load capacity. Do not use the product if the lens or diffuser is damaged. Do not use the product if the housing is damaged. Do not use the product if the cable is damaged. Do not use the product if the battery is damaged. Do not use the product if the battery cover is damaged. Keep packaging materials out of children's reach (e.g. plastic bags, ...). Maintain interior lighting with a dry cloth duster. Do not use cleaning agents containing alcohol, ammonia, abrasives or solvents. Do not use the product in a corrosive environment (e.g. salty air).

USE Do not look directly into the light source during use. Do not look directly into the light source with optical instruments (e.g. magnifying glass). Please inform yourself about the local waste disposal, separation and collection system for electrical and electronic products and packaging materials. Please observe the local regulations and do not dispose of the product with regular household waste. Batteries should be disposed separately from the municipal waste stream via designated collection facilities. When disposing a product and batteries, remove non-rechargeable batteries from the product. Do not swallow the batteries. Risk of chemical burn.

ATTENTION: Below you will find all the explanations with numbers reference to the icons respectively in front of these safety instructions.

INSTALLATION (1) Installation of the product must be carried out by a licensed electrician. (2) Do not install the product if the lens or diffuser is damaged. (3) Do not install the product if the housing is damaged. (4) Do not install the product if the cable is damaged. (5) Do not install the product if the battery is damaged. (6) Do not install the product if the battery cover is damaged. (7) Do not install the product if the thermally insulating material. (8) The product is only suitable for mounting on the ceiling. (9) The product is only suitable for mounting on the wall. (10) The product is only suitable for mounting on the ceiling or wall. (11) Mount the product only on surfaces with sufficient load capacity. (12) Mount the product only on surfaces with sufficient load capacity and with the supplied mounting accessories. (13) Mount the product only on surfaces with sufficient load capacity and with the supplied mounting accessories. The product may be exposed to raindrops (falling drops under a maximum angle of 60° to the vertical axis). IP44: The product is splash-proof: it may be exposed to splashes of water from all directions. IP65: The product is dust-tight and protected against water jets. IP66: The product is dust-tight and protected against powerful water jets. IP67: The product is protected against temporary immersion in water. IP68: The product is protected against continuous immersion in water. IP69K: The product is dust tight, 100 % protected against contact and protected against high pressure, high temperature water jets. (14) Do not install the product if the IP rating is insufficient for the environment. (15) Do not install the product if the IK rating is insufficient for the environment. (16) Do not install the product if the lens or diffuser is damaged. (17) Do not install the product if the housing is damaged. (18) Do not install the product if the cable is damaged. (19) Do not install the product if the battery is damaged. (20) Do not install the product if the battery cover is damaged. (21) Do not install the product if the thermally insulating material. (22) Do not install the product if the IP rating is insufficient for the environment. (23) Do not install the product if the IK rating is insufficient for the environment. (24) Do not install the product if the lens or diffuser is damaged. (25) Do not install the product if the housing is damaged. (26) Do not install the product if the cable is damaged. (27) Do not install the product if the battery is damaged. (28) Do not install the product if the battery cover is damaged. (29) Do not install the product if the thermally insulating material. (30) Do not install the product if the IP rating is insufficient for the environment. (31) Do not install the product if the IK rating is insufficient for the environment. (32) Do not install the product if the lens or diffuser is damaged. (33) Do not install the product if the housing is damaged. (34) Do not install the product if the cable is damaged. (35) Do not install the product if the battery is damaged. (36) Do not install the product if the battery cover is damaged. (37) Do not install the product if the thermally insulating material. (38) Do not install the product if the IP rating is insufficient for the environment. (39) Do not install the product if the IK rating is insufficient for the environment. (40) Do not install the product if the lens or diffuser is damaged. (41) Do not install the product if the housing is damaged. (42) Do not install the product if the cable is damaged. (43) Do not install the product if the battery is damaged. (44) Do not install the product if the battery cover is damaged. (45) Do not install the product if the thermally insulating material. (46) Do not install the product if the IP rating is insufficient for the environment. (47) Do not install the product if the IK rating is insufficient for the environment. (48) Do not install the product if the lens or diffuser is damaged. (49) Do not install the product if the housing is damaged. (50) Do not install the product if the cable is damaged. (51) Do not install the product if the battery is damaged. (52) Do not install the product if the battery cover is damaged. (53) Do not install the product if the thermally insulating material. (54) Do not install the product if the IP rating is insufficient for the environment. (55) Do not install the product if the IK rating is insufficient for the environment. (56) Do not install the product if the lens or diffuser is damaged. (57) Do not install the product if the housing is damaged. (58) Do not install the product if the cable is damaged. (59) Do not install the product if the battery is damaged. (60) Do not install the product if the battery cover is damaged. (61) Do not install the product if the thermally insulating material. (62) Do not install the product if the IP rating is insufficient for the environment. (63) Do not install the product if the IK rating is insufficient for the environment. (64) Do not install the product if the lens or diffuser is damaged. (65) Do not install the product if the housing is damaged. (66) Do not install the product if the cable is damaged. (67) Do not install the product if the battery is damaged. (68) Do not install the product if the battery cover is damaged. (69) Do not install the product if the thermally insulating material. (70) Do not install the product if the IP rating is insufficient for the environment. (71) Do not install the product if the IK rating is insufficient for the environment. (72) Do not install the product if the lens or diffuser is damaged. (73) Do not install the product if the housing is damaged. (74) Do not install the product if the cable is damaged. (75) Do not install the product if the battery is damaged. (76) Do not install the product if the battery cover is damaged. (77) Do not install the product if the thermally insulating material. (78) Do not install the product if the IP rating is insufficient for the environment. (79) Do not install the product if the IK rating is insufficient for the environment. (80) Do not install the product if the lens or diffuser is damaged. (81) Do not install the product if the housing is damaged. (82) Do not install the product if the cable is damaged. (83) Do not install the product if the battery is damaged. (84) Do not install the product if the battery cover is damaged. (85) Do not install the product if the thermally insulating material. (86) Do not install the product if the IP rating is insufficient for the environment. (87) Do not install the product if the IK rating is insufficient for the environment. (88) Do not install the product if the lens or diffuser is damaged. (89) Do not install the product if the housing is damaged. (90) Do not install the product if the cable is damaged. (91) Do not install the product if the battery is damaged. (92) Do not install the product if the battery cover is damaged. (93) Do not install the product if the thermally insulating material. (94) Do not install the product if the IP rating is insufficient for the environment. (95) Do not install the product if the IK rating is insufficient for the environment. (96) Do not install the product if the lens or diffuser is damaged. (97) Do not install the product if the housing is damaged. (98) Do not install the product if the cable is damaged. (99) Do not install the product if the battery is damaged. (100) Do not install the product if the battery cover is damaged. (101) Do not install the product if the thermally insulating material. (102) Do not install the product if the IP rating is insufficient for the environment. (103) Do not install the product if the IK rating is insufficient for the environment. (104) Do not install the product if the lens or diffuser is damaged. (105) Do not install the product if the housing is damaged. (106) Do not install the product if the cable is damaged. (107) Do not install the product if the battery is damaged. (108) Do not install the product if the battery cover is damaged. (109) Do not install the product if the thermally insulating material. (110) Do not install the product if the IP rating is insufficient for the environment. (111) Do not install the product if the IK rating is insufficient for the environment. (112) Do not install the product if the lens or diffuser is damaged. (113) Do not install the product if the housing is damaged. (114) Do not install the product if the cable is damaged. (115) Do not install the product if the battery is damaged. (116) Do not install the product if the battery cover is damaged. (117) Do not install the product if the thermally insulating material. (118) Do not install the product if the IP rating is insufficient for the environment. (119) Do not install the product if the IK rating is insufficient for the environment. (120) Do not install the product if the lens or diffuser is damaged. (121) Do not install the product if the housing is damaged. (122) Do not install the product if the cable is damaged. (123) Do not install the product if the battery is damaged. (124) Do not install the product if the battery cover is damaged. (125) Do not install the product if the thermally insulating material. (126) Do not install the product if the IP rating is insufficient for the environment. (127) Do not install the product if the IK rating is insufficient for the environment. (128) Do not install the product if the lens or diffuser is damaged. (129) Do not install the product if the housing is damaged. (130) Do not install the product if the cable is damaged. (131) Do not install the product if the battery is damaged. (132) Do not install the product if the battery cover is damaged. (133) Do not install the product if the thermally insulating material. (134) Do not install the product if the IP rating is insufficient for the environment. (135) Do not install the product if the IK rating is insufficient for the environment. (136) Do not install the product if the lens or diffuser is damaged. (137) Do not install the product if the housing is damaged. (138) Do not install the product if the cable is damaged. (139) Do not install the product if the battery is damaged. (140) Do not install the product if the battery cover is damaged. (141) Do not install the product if the thermally insulating material. (142) Do not install the product if the IP rating is insufficient for the environment. (143) Do not install the product if the IK rating is insufficient for the environment. (144) Do not install the product if the lens or diffuser is damaged. (145) Do not install the product if the housing is damaged. (146) Do not install the product if the cable is damaged. (147) Do not install the product if the battery is damaged. (148) Do not install the product if the battery cover is damaged. (149) Do not install the product if the thermally insulating material. (150) Do not install the product if the IP rating is insufficient for the environment. (151) Do not install the product if the IK rating is insufficient for the environment. (152) Do not install the product if the lens or diffuser is damaged. (153) Do not install the product if the housing is damaged. (154) Do not install the product if the cable is damaged. (155) Do not install the product if the battery is damaged. (156) Do not install the product if the battery cover is damaged. (157) Do not install the product if the thermally insulating material. (158) Do not install the product if the IP rating is insufficient for the environment. (159) Do not install the product if the IK rating is insufficient for the environment. (160) Do not install the product if the lens or diffuser is damaged. (161) Do not install the product if the housing is damaged. (162) Do not install the product if the cable is damaged. (163) Do not install the product if the battery is damaged. (164) Do not install the product if the battery cover is damaged. (165) Do not install the product if the thermally insulating material. (166) Do not install the product if the IP rating is insufficient for the environment. (167) Do not install the product if the IK rating is insufficient for the environment. (168) Do not install the product if the lens or diffuser is damaged. (169) Do not install the product if the housing is damaged. (170) Do not install the product if the cable is damaged. (171) Do not install the product if the battery is damaged. (172) Do not install the product if the battery cover is damaged. (173) Do not install the product if the thermally insulating material. (174) Do not install the product if the IP rating is insufficient for the environment. (175) Do not install the product if the IK rating is insufficient for the environment. (176) Do not install the product if the lens or diffuser is damaged. (177) Do not install the product if the housing is damaged. (178) Do not install the product if the cable is damaged. (179) Do not install the product if the battery is damaged. (180) Do not install the product if the battery cover is damaged. (181) Do not install the product if the thermally insulating material. (182) Do not install the product if the IP rating is insufficient for the environment. (183) Do not install the product if the IK rating is insufficient for the environment. (184) Do not install the product if the lens or diffuser is damaged. (185) Do not install the product if the housing is damaged. (186) Do not install the product if the cable is damaged. (187) Do not install the product if the battery is damaged. (188) Do not install the product if the battery cover is damaged. (189) Do not install the product if the thermally insulating material. (190) Do not install the product if the IP rating is insufficient for the environment. (191) Do not install the product if the IK rating is insufficient for the environment. (192) Do not install the product if the lens or diffuser is damaged. (193) Do not install the product if the housing is damaged. (194) Do not install the product if the cable is damaged. (195) Do not install the product if the battery is damaged. (196) Do not install the product if the battery cover is damaged. (197) Do not install the product if the thermally insulating material. (198) Do not install the product if the IP rating is insufficient for the environment. (199) Do not install the product if the IK rating is insufficient for the environment. (200) Do not install the product if the lens or diffuser is damaged. (201) Do not install the product if the housing is damaged. (202) Do not install the product if the cable is damaged. (203) Do not install the product if the battery is damaged. (204) Do not install the product if the battery cover is damaged. (205) Do not install the product if the thermally insulating material. (206) Do not install the product if the IP rating is insufficient for the environment. (207) Do not install the product if the IK rating is insufficient for the environment. (208) Do not install the product if the lens or diffuser is damaged. (209) Do not install the product if the housing is damaged. (210) Do not install the product if the cable is damaged. (211) Do not install the product if the battery is damaged. (212) Do not install the product if the battery cover is damaged. (213) Do not install the product if the thermally insulating material. (214) Do not install the product if the IP rating is insufficient for the environment. (215) Do not install the product if the IK rating is insufficient for the environment. (216) Do not install the product if the lens or diffuser is damaged. (217) Do not install the product if the housing is damaged. (218) Do not install the product if the cable is damaged. (219) Do not install the product if the battery is damaged. (220) Do not install the product if the battery cover is damaged. (221) Do not install the product if the thermally insulating material. (222) Do not install the product if the IP rating is insufficient for the environment. (223) Do not install the product if the IK rating is insufficient for the environment. (224) Do not install the product if the lens or diffuser is damaged. (225) Do not install the product if the housing is damaged. (226) Do not install the product if the cable is damaged. (227) Do not install the product if the battery is damaged. (228) Do not install the product if the battery cover is damaged. (229) Do not install the product if the thermally insulating material. (230) Do not install the product if the IP rating is insufficient for the environment. (231) Do not install the product if the IK rating is insufficient for the environment. (232) Do not install the product if the lens or diffuser is damaged. (233) Do not install the product if the housing is damaged. (234) Do not install the product if the cable is damaged. (235) Do not install the product if the battery is damaged. (236) Do not install the product if the battery cover is damaged. (237) Do not install the product if the thermally insulating material. (238) Do not install the product if the IP rating is insufficient for the environment. (239) Do not install the product if the IK rating is insufficient for the environment. (240) Do not install the product if the lens or diffuser is damaged. (241) Do not install the product if the housing is damaged. (242) Do not install the product if the cable is damaged. (243) Do not install the product if the battery is damaged. (244) Do not install the product if the battery cover is damaged. (245) Do not install the product if the thermally insulating material. (246) Do not install the product if the IP rating is insufficient for the environment. (247) Do not install the product if the IK rating is insufficient for the environment. (248) Do not install the product if the lens or diffuser is damaged. (249) Do not install the product if the housing is damaged. (250) Do not install the product if the cable is damaged. (251) Do not install the product if the battery is damaged. (252) Do not install the product if the battery cover is damaged. (253) Do not install the product if the thermally insulating material. (254) Do not install the product if the IP rating is insufficient for the environment. (255) Do not install the product if the IK rating is insufficient for the environment. (256) Do not install the product if the lens or diffuser is damaged. (257) Do not install the product if the housing is damaged. (258) Do not install the product if the cable is damaged. (259) Do not install the product if the battery is damaged. (260) Do not install the product if the battery cover is damaged. (261) Do not install the product if the thermally insulating material. (262) Do not install the product if the IP rating is insufficient for the environment. (263) Do not install the product if the IK rating is insufficient for the environment. (264) Do not install the product if the lens or diffuser is damaged. (265) Do not install the product if the housing is damaged. (266) Do not install the product if the cable is damaged. (267) Do not install the product if the battery is damaged. (268) Do not install the product if the battery cover is damaged. (269) Do not install the product if the thermally insulating material. (270) Do not install the product if the IP rating is insufficient for the environment. (271) Do not install the product if the IK rating is insufficient for the environment. (272) Do not install the product if the lens or diffuser is damaged. (273) Do not install the product if the housing is damaged. (274) Do not install the product if the cable is damaged. (275) Do not install the product if the battery is damaged. (276) Do not install the product if the battery cover is damaged. (277) Do not install the product if the thermally insulating material. (278) Do not install the product if the IP rating is insufficient for the environment. (279) Do not install the product if the IK rating is insufficient for the environment. (280) Do not install the product if the lens or diffuser is damaged. (281) Do not install the product if the housing is damaged. (282) Do not install the product if the cable is damaged. (283) Do not install the product if the battery is damaged. (284) Do not install the product if the battery cover is damaged. (285) Do not install the product if the thermally insulating material. (286) Do not install the product if the IP rating is insufficient for the environment. (287) Do not install the product if the IK rating is insufficient for the environment. (288) Do not install the product if the lens or diffuser is damaged. (289) Do not install the product if the housing is damaged. (290) Do not install the product if the cable is damaged. (291) Do not install the product if the battery is damaged. (292) Do not install the product if the battery cover is damaged. (293) Do not install the product if the thermally insulating material. (294) Do not install the product if the IP rating is insufficient for the environment. (295) Do not install the product if the IK rating is insufficient for the environment. (296) Do not install the product if the lens or diffuser is damaged. (297) Do not install the product if the housing is damaged. (298) Do not install the product if the cable is damaged. (299) Do not install the product if the battery is damaged. (300) Do not install the product if the battery cover is damaged. (301) Do not install the product if the thermally insulating material. (302) Do not install the product if the IP rating is insufficient for the environment. (303) Do not install the product if the IK rating is insufficient for the environment. (304) Do not install the product if the lens or diffuser is damaged. (305) Do not install the product if the housing is damaged. (306) Do not install the product if the cable is damaged. (307) Do not install the product if the battery is damaged. (308) Do not install the product if the battery cover is damaged. (309) Do not install the product if the thermally insulating material. (310) Do not install the product if the IP rating is insufficient for the environment. (311) Do not install the product if the IK rating is insufficient for the environment. (312) Do not install the product if the lens or diffuser is damaged. (313) Do not install the product if the housing is damaged. (314) Do not install the product if the cable is damaged. (315) Do not install the product if the battery is damaged. (316) Do not install the product if the battery cover is damaged. (317) Do not install the product if the thermally insulating material. (318) Do not install the product if the IP rating is insufficient for the environment. (319) Do not install the product if the IK rating is insufficient for the environment. (320) Do not install the product if the lens or diffuser is damaged. (321) Do not install the product if the housing is damaged. (322) Do not install the product if the cable is damaged. (323) Do not install the product if the battery is damaged. (324) Do not install the product if the battery cover is damaged. (325) Do not install the product if the thermally insulating material. (326) Do not install the product if the IP rating is insufficient for the environment. (327) Do not install the product if the IK rating is insufficient for the environment. (328) Do not install the product if the lens or diffuser is damaged. (329) Do not install the product if the housing is damaged. (330) Do not install the product if the cable is damaged. (331) Do not install the product if the battery is damaged. (332) Do not install the product if the battery cover is damaged. (333) Do not install the product if the thermally insulating material. (334) Do not install the product if the IP rating is insufficient for the environment. (335) Do not install the product if the IK rating is insufficient for the environment. (336) Do not install the product if the lens or diffuser is damaged. (337) Do not install the product if the housing is damaged. (338) Do not install the product if the cable is damaged. (339) Do not install the product if the battery is damaged. (340) Do not install the product if the battery cover is damaged. (341) Do not install the product if the thermally insulating material. (342) Do not install the product if the IP rating is insufficient for the environment. (343) Do not install the product if the IK rating is insufficient for the environment. (344) Do not install the product if the lens or diffuser is damaged. (345) Do not install the product if the housing is damaged. (346) Do not install the product if the cable is damaged. (347) Do not install the product if the battery is damaged. (348) Do not install the product if the battery cover is damaged. (349) Do not install the product if the thermally insulating material. (350) Do not install the product if the IP rating is insufficient for the environment. (351) Do not install the product if the IK rating is insufficient for the environment. (352) Do not install the product if the lens or diffuser is damaged. (353) Do not install the product if the housing is damaged. (354) Do not install the product if the cable is damaged. (355) Do not install the product if the battery is damaged. (356) Do not install the product if the battery cover is damaged. (357) Do not install the product if the thermally insulating material. (358) Do not install the product if the IP rating is insufficient for the environment. (359) Do not install the product if the IK rating is insufficient for the environment. (360) Do not install the product if the lens or diffuser is damaged. (361) Do not install the product if the housing is damaged. (362) Do not install the product if the cable is damaged. (363) Do not install the product if the battery is damaged. (364) Do not install the product if the battery cover is damaged. (365) Do not install the product if the thermally insulating material. (366) Do not install the product if the IP rating is insufficient for the environment. (367) Do not install the product if the IK rating is insufficient for the environment. (368) Do not install the product if the lens or diffuser is damaged. (369) Do not install the product if the housing is damaged. (370) Do not install the product if the cable is damaged. (371) Do not install the product if the battery is damaged. (372) Do not install the product if the battery cover is damaged. (373) Do not install the product if the thermally insulating material. (374) Do not install the product if the IP rating is insufficient for the environment. (375) Do not install the product if the IK rating is insufficient for the environment. (376) Do not install the product if the lens or diffuser is damaged. (377) Do not install the product if the housing is damaged. (378) Do not install the product if the cable is damaged. (379) Do not install the product if the battery is damaged. (380) Do not install the product if the battery cover is damaged. (381) Do not install the product if the thermally insulating material. (382) Do not install the product if the IP rating is insufficient for the environment. (383) Do not install the product if the IK rating is insufficient for the environment. (384) Do not install the product if the lens or diffuser is damaged. (385) Do not install the product if the housing is damaged. (386) Do not install the product if the cable is damaged. (387) Do not install the product if the battery is damaged. (388) Do not install the product if the battery cover is damaged. (389) Do not install the product if the thermally insulating material. (390) Do not install the product if the IP rating is insufficient for the environment. (391) Do not install the product if the IK rating is insufficient for the environment. (392) Do not install the product if the lens or diffuser is damaged. (393) Do not install the product if the housing is damaged. (394) Do not install the product if the cable is damaged. (395) Do not install the product if the battery is damaged. (396) Do not install the product if the battery cover is damaged. (397) Do not install the product if the thermally insulating material. (398) Do not install the product if the IP rating is insufficient for the environment. (399) Do not install the product if the IK rating is insufficient for the environment. (400) Do not install the product if the lens or diffuser is damaged. (401) Do not install the product if the housing is damaged. (402) Do not install the product if the cable is damaged. (403) Do not install the product if the battery is damaged. (404) Do not install the product if the battery cover is damaged. (405) Do not install the product if the thermally insulating material. (406) Do not install the product if the IP rating is insufficient for the environment. (407) Do not install the product if the IK rating is insufficient for the environment. (408) Do not install the product if the lens or diffuser is damaged. (409) Do not install the product if the housing is damaged. (410) Do not install the product if the cable is damaged. (411) Do not install the product if the battery is damaged. (412) Do not install the product if the battery cover is damaged. (413) Do not install the product if the thermally insulating material. (414) Do not install the product if the IP rating is insufficient for the environment. (415) Do not install the product if the IK rating is insufficient for the environment. (416) Do not install the product if the lens or diffuser is damaged. (417) Do not install the product if the housing is damaged. (418) Do not install the product if the cable is damaged. (419) Do not install the product if the battery is damaged. (420) Do not install the product if the battery cover is damaged. (421) Do not install the product if the thermally insulating material. (422) Do not install the product if the IP rating is insufficient for the environment. (423) Do not install the product if the IK rating is insufficient for the environment. (424) Do not install the product if the lens or diffuser is damaged. (425) Do not install the product if the housing is damaged. (426) Do not install the product if the cable is damaged. (427) Do not install the product if the battery is damaged. (428) Do not install the product if the battery cover is damaged. (429) Do not install the product if the thermally insulating material. (430) Do not install the product if the IP rating is insufficient for the environment. (431) Do not install the product if the IK rating is insufficient for the environment. (432) Do not install the product if the lens or diffuser is damaged. (433) Do not install the product if the housing is damaged. (434) Do not install the product if the cable is damaged. (435) Do not install the product if the battery is damaged. (436) Do not install the product if the battery cover is damaged. (437) Do not install the product if the thermally insulating material. (438) Do not install the product if the IP rating is insufficient for the environment. (439) Do not install the product if the IK rating is insufficient for the environment. (440) Do not install the product if the lens or diffuser is damaged. (441) Do not install the product if the housing is damaged. (442) Do not install the product if the cable is damaged. (443) Do not install the product if the battery is damaged. (444) Do not install the product if the battery cover is damaged. (445) Do not install the product if the thermally insulating material. (446) Do not install the product if the IP rating is insufficient for the environment. (447) Do not install the product if the IK rating is insufficient for the environment. (448) Do not install the product if the lens or diffuser is damaged. (449) Do not install the product if the housing is damaged. (450) Do not install the product if the cable is damaged. (451) Do not install the product if the battery is damaged. (452) Do not install the product if the battery cover is damaged. (453) Do not install the product if the thermally insulating material. (454) Do not install the product if the IP rating is insufficient for the environment. (455) Do not install the product if the IK rating is insufficient for the environment. (456) Do not install the product if the lens or diffuser is damaged. (457) Do not install the product if the housing is damaged. (458) Do not install the product if the cable is damaged. (459) Do not install the product if the battery is damaged. (460) Do not install the product if the battery cover is damaged. (461) Do not install the product if the thermally insulating material. (462) Do not install the product if the IP rating is insufficient for the environment. (463) Do not install the product if the IK rating is insufficient for the environment. (464) Do not install the product if the lens or diffuser is damaged. (465) Do not install the product if the housing is damaged. (466) Do not install the product if the cable is damaged. (467) Do not install the product if the battery is damaged. (468) Do not install the product if the battery cover is damaged. (469) Do not install the product if the thermally insulating material. (470) Do not install the product if the IP rating is insufficient for the environment. (471) Do not install the product if the IK rating is insufficient for the environment. (472) Do not install the product if the lens or diffuser is damaged. (473) Do not install the product if the housing is damaged. (474) Do not install the product if the cable is damaged. (475) Do not install the product if the battery is damaged. (476) Do not install the product if the battery cover is damaged. (477) Do not install the product if the thermally insulating material. (478) Do not install the product if the IP rating is insufficient for the environment. (479) Do not install the product if the IK rating is insufficient for the environment. (480) Do not install the product if the lens or diffuser is damaged. (481) Do not install the product if the housing is damaged. (482) Do not install the product if the cable is damaged. (483) Do not install the product if the battery is damaged. (484) Do not install the product if the battery cover is damaged. (485) Do not install the product if the thermally insulating material. (486) Do not install the product if the IP rating is insufficient for the environment. (487) Do not install the product if the IK rating is insufficient for the environment. (488) Do not install the product if the lens or diffuser is damaged. (489) Do not install the product if the housing is damaged. (490) Do not install the product if the cable is damaged. (491) Do not install the product if the battery is damaged. (492) Do not install the product if the battery cover is damaged. (493) Do not install the product if the thermally insulating material. (494) Do not install the product if the IP rating is insufficient for the environment. (495) Do not install the product if the IK rating is insufficient for the environment. (496) Do not install the product if the lens or diffuser is damaged. (497) Do not install the product if the housing is damaged. (498) Do not install the product if the cable is damaged. (499) Do not install the product if the battery is damaged. (500) Do not install the product if the battery cover is damaged. (501) Do not install the product if the thermally insulating material. (502) Do not install the product if the IP rating is insufficient for the environment. (503) Do not install the product if the IK rating is insufficient for the environment. (504) Do not install the product if the lens or diffuser is damaged. (505) Do not install the product if the housing is damaged. (506) Do not install the product if the cable is damaged. (507) Do not install the product if the battery is damaged. (508) Do not install the product if the battery cover is damaged. (509) Do not install the product if the thermally insulating material. (510) Do not install the product if the IP rating is insufficient for the environment. (511) Do not install the product if the IK rating is insufficient for the environment. (512) Do not install the product if the lens or diffuser is damaged. (513) Do not install the product if the housing is damaged. (514) Do not install the product if the cable is damaged. (515) Do not install the product if the battery is damaged. (516) Do not install the product if the battery cover is damaged. (517) Do not install the product if the thermally insulating material. (518) Do not install the product if the IP rating is insufficient for the environment. (519) Do not install the product if the IK rating is insufficient for the environment. (520) Do not install the product if the lens or diffuser is damaged. (521) Do not install the product if the housing is damaged. (522) Do not install the product if the cable is damaged. (523) Do not install the product if the battery is damaged. (524) Do not install the product if the battery cover is damaged. (525) Do not install the product if the thermally insulating material. (526) Do not install the product if the IP rating is insufficient for the environment. (527) Do not install the product if the IK rating is insufficient for the environment. (528) Do not install the product if the lens or diffuser is damaged. (529) Do not install the product if the housing is damaged. (530) Do not install the product if the cable is damaged. (531) Do not install the product if the battery is damaged. (532) Do not install the product if the battery cover is damaged. (533) Do not install the product if the thermally insulating material. (534) Do not install the product if the IP rating is insufficient for the environment. (535) Do not install the product if the IK rating is insufficient for the environment. (536) Do not install the product if the lens or diffuser is damaged. (537) Do not install the product if the housing is damaged. (538) Do not install the product if the cable is damaged. (539) Do not install the product if the battery is damaged. (540) Do not install the product if the battery cover is damaged. (541) Do not install the product if the thermally insulating material. (542) Do not install the product if the IP rating is insufficient for the environment. (543) Do not install the product if the IK rating is insufficient for the environment. (544) Do not install the product if the lens or diffuser is damaged. (545) Do not install the product if the housing is damaged. (546) Do not install the product if the cable is damaged. (547) Do not install the product if the battery is damaged. (548) Do not install the product if the battery cover is damaged. (549) Do not install the product if the thermally insulating material. (550) Do not install the product if the IP rating is insufficient for the environment. (551) Do not install the product if the IK rating is insufficient for the environment. (552) Do not install the product if the lens or diffuser is damaged. (553) Do not install the product if the housing is damaged. (554) Do not install the product if the cable is damaged. (555) Do not install the product if the battery is damaged. (556) Do not install the product if the battery cover is damaged. (557) Do not install the product if the thermally insulating material. (558) Do not install the product if the IP rating is insufficient for the environment. (559) Do not install the product if the IK rating is insufficient for the environment. (560) Do not install the product if the lens or diffuser is damaged. (561) Do not install the product if the housing is damaged. (562) Do not install the product if the cable is damaged. (563) Do not install the product if the battery is damaged. (564) Do not install the product if the battery cover is damaged. (565) Do not install the product if the thermally insulating material. (566) Do not install the product if the IP rating is insufficient for the environment. (567) Do not install the product if the IK rating is insufficient for the environment. (568) Do not install the product if the lens or diffuser is damaged. (569) Do not install the product if the housing is damaged. (570) Do not install the product if the cable is damaged. (571) Do not install the product if the battery is damaged. (572) Do not install the product if the battery cover is damaged. (573) Do not install the product if the thermally insulating material. (574) Do not install the product if the IP rating is insufficient for the environment. (575) Do not install the product if the IK rating is insufficient for the environment. (576) Do not install the product if the lens or diffuser is damaged. (577) Do not install the product if the housing is damaged. (578) Do not install the product if the cable is damaged. (579) Do not install the product if the battery is damaged. (580) Do not install the product if the battery cover is damaged. (581) Do not install the product if the thermally insulating material. (582) Do not install the product if the IP rating is insufficient for the environment. (583) Do not install the product if the IK rating is insufficient for the environment. (584) Do not install the product if the lens or diffuser is damaged. (585) Do not install the product if the housing is damaged. (586) Do not install the product if the cable is damaged. (587) Do not install the product if the battery is damaged. (588) Do not install the product if the battery cover is damaged. (589) Do not install the product if the thermally insulating material. (590) Do not install the product if the IP rating is insufficient for the environment. (591) Do not install the product if the IK rating is insufficient for the environment. (592) Do not install the product if the lens or diffuser is damaged. (593) Do not install the product if the housing is damaged. (594) Do not install the product if the cable is damaged. (595) Do not install the product if the battery is damaged. (596) Do not install the product if the battery cover is damaged. (597) Do not install the product if the thermally insulating material. (598) Do not install the product if the IP rating is insufficient for the environment. (599) Do not install the product if the IK rating is insufficient for the environment. (600) Do not install the product if the lens or diffuser is damaged. (601) Do not install the product if the housing is damaged. (602) Do not install the product if the cable is damaged. (603) Do not install the product if the battery is damaged. (604) Do not install the product if the battery cover is damaged. (605) Do not install the product if the thermally insulating material. (606) Do not install the product if the IP rating is insufficient for the environment. (607) Do not install the product if the IK rating is insufficient for the environment. (608) Do not install the product if the lens or diffuser is damaged. (609) Do not install the product if the housing is damaged. (610) Do not install the product if the cable is damaged. (611) Do not install the product if the battery is damaged. (612) Do not install the product if the battery cover is damaged. (613) Do not install the product if the thermally insulating material. (614) Do not install the product if the IP rating is insufficient for the environment. (615) Do not install the product if the IK rating is insufficient for the environment. (616) Do not install the product if the lens or diffuser is damaged. (617) Do not install the product if the housing is damaged. (618) Do not install the product if the cable is damaged. (619) Do not install the product if the battery is damaged. (620) Do not install the product if the battery cover is damaged. (621) Do not install the product if the thermally insulating material. (622) Do not install the product if the IP rating is insufficient for the environment. (623) Do not install the product if the IK rating is insufficient for the environment. (624) Do not install the product if the lens or diffuser is damaged. (625) Do not install the product if the housing is damaged. (626) Do not install the product if the cable is damaged. (627) Do not install the product if the battery is damaged. (628) Do not install the product if the battery cover is damaged. (629) Do not install the product if the thermally insulating material. (630) Do not install the product if the IP rating is insufficient for the environment. (631) Do not install the product if the IK rating is insufficient for the environment. (632) Do not install the product if the lens or diffuser is damaged. (633) Do not install the product if the housing is damaged. (634) Do not install the product if the cable is damaged. (635) Do not install the product if the battery is damaged. (636) Do not install the product if the battery cover is damaged. (637) Do not install the product if the thermally insulating material. (638) Do not install the product if the IP rating is insufficient for the environment. (639) Do not install the product if the IK rating is insufficient for the environment. (640) Do not install the product if the lens or diffuser is damaged. (641) Do not install the product if the housing is damaged. (642) Do not install the product if the cable is damaged. (643) Do not install the product if the battery is damaged. (644) Do not install the product if the battery cover is damaged. (645) Do not install the product if the thermally insulating material. (646) Do not install the product if the IP rating is insufficient for the environment. (647) Do not install the product if the IK rating is insufficient for the environment. (648) Do not install the product if the lens or diffuser is damaged. (649) Do not install the product if the housing is damaged. (650) Do not install the product if the cable is damaged. (651) Do not install the product if the battery is damaged. (652) Do not install the product if the battery cover is damaged. (653) Do not install the product if the thermally insulating material. (654) Do not install the product if the IP rating is insufficient for the environment. (655) Do not install the product if the IK rating is insufficient for the environment. (656) Do not install the product if the lens or diffuser is damaged. (657) Do not install the product if the housing is damaged. (658) Do not install the product if the cable is damaged. (659) Do not install the product if the battery is damaged. (660) Do not install the product if the battery cover is damaged. (661) Do not install the product if the thermally insulating material. (662) Do not install the product if the IP rating is insufficient for the environment. (663) Do not install the product if the IK rating is insufficient for the environment. (664) Do not install the product if the lens or diffuser is damaged. (665) Do not install the product if the housing is damaged. (666) Do not install the product if the cable is damaged. (667) Do not install the product if the battery is damaged. (668) Do not install the product if the battery cover is damaged. (669) Do not install the product if the thermally insulating material. (670) Do not install the product if the IP rating is insufficient for the environment. (671) Do not install the product if the IK rating is insufficient for the environment. (672) Do not install the product if the lens or diffuser is damaged. (673) Do not install the product if the housing is damaged. (674) Do not install the product if the cable is damaged. (675) Do not install the product if the battery is damaged. (676) Do not install the product if the battery cover is damaged. (677) Do not install the product if the thermally insulating material. (678) Do not install the product if the IP rating is insufficient for the environment. (679) Do not install the product if the IK rating is insufficient for the environment. (680) Do not install the product if the lens or diffuser is damaged. (681) Do not install the product if the housing is damaged. (682) Do not install the product if the cable is damaged. (683) Do not install the product if the battery is damaged. (684) Do not install the product if the battery cover is damaged. (685) Do not install the product if the thermally insulating material. (686) Do not install the product if the IP rating is insufficient for the environment. (687) Do not install the product if the IK rating is insufficient for the environment. (688) Do not install the product if the lens or diffuser is damaged. (689) Do not install the product if the housing is damaged. (690) Do not install the product if the cable is damaged. (

щите (включително, но не само, загуба на данни или загуба на доход), често ще се обхващат за данните като разумно обслужване, съдържание или възстановяване на данни. Закономерни за правата, произтичащи от приложимото законодателство, не се влияят от горното. Ако не е посочено друго, всички изрични и подразбиращи се гаранции, включително, но не ограничени до гаранции за търговия, за качество, за годност за определена цел и за спазване на спецификациите, са изключени. Ако не е посочено друго, всички изрични и подразбиращи се гаранции, включително, но не ограничени до гаранции за търговия, за качество, за годност за определена цел и за спазване на спецификациите, са изключени. Ако не е посочено друго, всички изрични и подразбиращи се гаранции, включително, но не ограничени до гаранции за търговия, за качество, за годност за определена цел и за спазване на спецификациите, са изключени.

BG / ВЪТРЕШНИ ИНСТРУКЦИИ

Моля, прочетете и спазвайте тези инструкции, преди да използвате уреда. Важно е да запазите ръководството за бъдещи справки. Ако го дадете на друг, не забравяйте да му дадете и ръководството. Не използвайте уреда, ако е повреден щепселът или кабелът, ако е работил неправилно или е бил изпуснат или повреден по някакъв начин. Ако кабелът е повреден, за да се избегне опасност, той трябва да бъде заменен от производителя, сервизния агент или подобно квалифицирано лице. Не използвайте уреда на открито. Използвайте уреда само за предназначението, за което е предназначен. Не използвайте уреда за търговски цели. Уредът е предназначен за употреба в домакинството и подобни приложения, като например: – в кухненски зони за персонал в магазини, офиси и други работни среди; – от клиенти в хотели, мотели и други жилищни среди; – в среди от типа „легло и закуска“; – в кетъринг и подобни нетърговски приложения. Не поставяйте уреда върху или в близост до горещи повърхности, като например газов котлон, електрическа печка, нагревателен елемент или друг уред, който генерира топлина. Не използвайте уреда, ако е паднал, ако има видими повреди или ако не работи правилно

PHILIPS

Connected by WiZ

3241 663 19734

©2025 Signify Holding

signify

www.philips.com/lighting

EN

Installation steps
Terminal block not included. Installation must be performed by a qualified person.
Please refer to installation manual for detail step.
Launch WiZ app to connect the product.

Warranty
Warranty is subject to strict conditions of use, for more information, please visit our website: www.lighting.philips.com/consumer

Wireless specification:
Wireless RF mode frequency band: 2400 – 2483.5 MHz
Maximum transmitted power:
Wi-Fi: Max 20 dBm
Bluetooth: Max 10 dBm
Products shall not be used with dimmers, for dimming use the WiZ application.
On/off functionality available without Wi-Fi connectivity.
Hereby, Signify declares that the radio equipment type smart luminaires are in compliance with Directive 2014/53/EU (RED). The full text of the EU declaration of conformity is available at the following internet address: www.lighting.philips.com/consumer
Hereby, Signify declares that the radio equipment type smart luminaires are in compliance with the Radio Equipment Regulations 2017 (S.I. 2017/1206). The full text of the UK declaration of conformity is available at the following internet address: www.lighting.philips.com/consumer
Wi-Fi®, the Wi-Fi CERTIFIED logo are registered trademarks of Wi-Fi Alliance.
Wi-Fi CERTIFIED™, WPA2™, WPA3™ are trademarks of Wi-Fi Alliance.
The Bluetooth® word and logos are registered trademarks owned by Bluetooth SIG,INC.
Amazon, Alexa and all related logos are trademarks of Amazon.com,Inc or its affiliates.
Google is a trademark of Google LLC,Siri is a registered trademark of Apple Inc.
Any use of such marks by Signify is under license.
Other trademarks and trade names are those of their respective owners.

FR

Étapes d'installation
Bornier non inclus. L'installation doit être effectuée par une personne qualifiée.
Reportez-vous au manuel d'installation pour des instructions détaillées.
Lancez l'application WiZ pour connecter le produit.

Garantie
La garantie est soumise à des conditions strictes d'utilisation. Pour plus d'informations consultez notre site Web : www.lighting.philips.com/consumer

Spécification sans fil :
Bande de fréquence du mode RF sans fil : 2 400 – 2 483,5 MHz
Puissance de transmission maximum :
Wi-Fi : max. 20 dBm
Bluetooth : max. 10 dBm
Les produits ne doivent pas être utilisés avec des variateurs. Pour gérer la gradation, utilisez l'application WiZ.
Fonctionnalité Marche/Arrêt disponible sans connexion Wi-Fi.
Par la présente, Signify déclare que le type d'équipement radio, luminaires intelligents, est conforme à la directive 2014/53/UE (RED). Le texte complet de la déclaration de conformité de l'UE est disponible à l'adresse internet suivante : www.lighting.philips.com/consumer.
Wi-Fi et le logo Wi-Fi CERTIFIÉ sont des marques déposées de Wi-Fi Alliance.
Wi-Fi CERTIFIÉ™, WPA2™, WPA3™ sont des marques déposées de Wi-Fi Alliance.
La marque et les logos Bluetooth® sont des marques déposées détenues par Bluetooth SIG,INC.
Amazon, Alexa et tous les logos associés sont des marques déposées d'Amazon.com,Inc ou de ses filiales.
Google est une marque déposée de Google LLC, Siri est une marque déposée d'Apple Inc.
Toute utilisation de ces marques par Signify fait l'objet d'un accord de licence.
Les autres marques commerciales et marques déposées sont la propriété de leurs propriétaires respectifs.

DE

Installationsschritte
Reihenklemmen nicht enthalten. Die Installation muss von einer qualifizierten Person durchgeführt werden.
Beachten Sie bitte das Installationshandbuch für weitere Details.
Starten Sie die WiZ-App, um das Produkt zu verbinden.

Garantie
Die Garantie unterliegt strengen Nutzungsbedingungen. Weitere Informationen finden Sie auf unserer Website: www.lighting.philips.com/consumer

Drahtlos-Spezifikationen:
Frequenzband des Drahtlos-Funkmodus. 2400 - 2483,5 MHz
Maximale übertragene Leistung:
WLAN: Max 20 dBm
Bluetooth: Max 10 dBm
Produkte dürfen nicht mit Dimmern verwendet werden, Zum Dimmen bitte die WiZ-Anwendung nutzen.
Ein/Aus-Funktion ohne WLAN-Verbindung möglich.
Hiermit erklärt Signify, dass der Funkgerätetyp smarte Leuchten der Richtlinie 2014/53/EU entspricht. Der vollständige Text der EU-Konformitätserklärung ist unter folgender Internetadresse abrufbar: www.lighting.philips.com/consumer
Wi-Fi® und das ZERTIFIZIERTE Wi-Fi-Logo sind eingetragene Warenzeichen der Wi-Fi Alliance.
Wi-Fi CERTIFIED™, WPA2™, WPA3™ sind Marken der Wi-Fi Alliance.
Bluetooth® in Wort und Bild sind eingetragene Marken der Bluetooth SIG, INC.
Amazon, Alexa und alle zugehörigen Logos sind Marken von Amazon.com, Inc oder seinen verbundenen Unternehmen.
Google ist eine Marke von Google LLC, Siri ist eine eingetragene Marke von Apple Inc.
Jegliche Verwendung dieser Marken von Signify erfolgt unter Lizenz.
Andere Marken und Handelsnamen sind die ihrer jeweiligen Eigentümer.

NL

Installatiestappen
Aansluitblok niet inbegrepen. De installatie moet worden uitgevoerd door een gekwalificeerd persoon.
Raadpleeg de installatiehandleiding voor informatie over deze stap.
Open de WiZ-app om het product te koppelen.

Garantie
Voor de garantie gelden strikte gebruiksvoorwaarden. Ga voor meer informatie naar onze website: www.lighting.philips.com/consumer

Draadloze specificatie:
Frequentieband Wireless RF-modus: 2400 - 2483,5 MHz
Maximaal verzonden vermogen:
Wi-Fi: max. 20 dBm
Bluetooth: max. 10 dBm
Producten mogen niet worden gebruikt met dimmers. Gebruik voor dimmen de WiZ-applicatie.
Aan/uit-functionaliteit beschikbaar zonder Wi-Fi-connectiviteit.
Signify verklaart hierbij dat radioapparatuur van het type slimme lampen voldoet aan richtlijn 2014/53/EU (RED). De volledige tekst van de EU-conformiteitsverklaring is beschikbaar op het volgende internetadres: www.lighting.philips.com/consumer.
Wi-Fi CERTIFIED™, WPA2™, WPA3™ zijn handelsmerken van de Wi-Fi Alliance.
De aanduiding Bluetooth® en de corresponderende logo's zijn gedeponeerde handelsmerken die eigendom zijn van Bluetooth SIG,INC.
Amazon, Alexa en alle corresponderende logo's zijn handelsmerken van Amazon.com,Inc of haar gelieerde ondernemingen.
Google is een handelsmerk van Google LLC, Siri is een gedeponeerd handelsmerk van Apple Inc.
Deze merken worden door Signify onder licentie gebruikt.
Overige handelsmerken en handelsnamen zijn eigendom van de respectieve eigenaren.

NO

Monteringstrinn
Terminalblokk ikke inkludert. Installasjonen må utføres av en kvalifisert person.
Se monteringsveiledningen for detaljerte trinn.
Start WiZ-appen for å koble den til produktet.

Garanti
Garantien er underlagt strenge bruksvilkår, se nettsiden vår for mer informasjon: www.lighting.philips.com/consumer

Trådløs spesifikasjon:
Frekvensområde for trådløs RF-modus: 2400–2483,5 MHz
Maksimal overført effekt:
Wi-Fi: Maksimalt 20 dBm
Bluetooth: Maksimalt 10 dBm
Produktene må ikke brukes med dimmere, Bruk WiZ-appen til dimming.
På/av-funksjonalitet er tilgjengelig uten Wi-Fi-tilkobling.
Signify erklærer herved at radioutstyr av typen smarte lamper er i samsvar med direktiv 2014/53/EU (RED). Den fullstendige teksten til EU-samsvarserklæringen er tilgjengelig på følgende internettadresse: www.lighting.philips.com/consumer.
Wi-Fi® og Wi-Fi CERTIFIED-logoen er registrerte varemerker for Wi-Fi Alliance.
Wi-Fi CERTIFIED™ og WPA2™, WPA3™ er registrerte varemerker for Wi-Fi Alliance.
Bluetooth® og logoer er registrerte varemerker som eies av Bluetooth SIG,INC.
Amazon, Alexa og alle tilknyttede logoer er varemerker for Amazon.com,Inc eller dets partnere.
Google er et varemerke for Google LLC, Siri er et registrert varemerke for Apple Inc.
Enhver bruk Signify gjør av disse merkene, er underlagt en lisens.
Andre varemerker og varenavn tilhører deres respektive eiere.

DA

Installationstrin
Klemrække medfølger ikke. Installationen skal udføres af en kvalificeret person.
Se detaljerede trin i installationsvejledningen.
Start WiZ appen for at tilslutte produktet.

Garanti
Garantien er underlagt strenge krav til brug. Få flere oplysninger på vores website: www.lighting.philips.com/consumer

Trådløs specifikation:
Trådløst RF-frekvensbånd: 2.400-2.483,5 MHz
Maks. overført effekt:
Wi-Fi: Maks. 20 dBm
Bluetooth: Maks. 10 dBm
Produkterne må ikke bruges med lysdæmpere. Brug WiZ-appen til dæmpning.
Kan tændes/slukkes uden Wi-Fi-tilslutning.
Signify erklærer hermed, at radioudstyret af typen intelligente lamper overholder direktiv 2014/53/EU (RED). Den fulde tekst fra EU-overensstemmelseserklæringen findes på følgende internetadresse:www.lighting.philips.com/consumer.
Wi-Fi® og Wi-Fi CERTIFIED-logoet er registrerede varemærker tilhørende Wi-Fi Alliance.
Wi-Fi CERTIFIED™ og WPA2™, WPA3™ er varemærker tilhørende Wi-Fi Alliance.
Bluetooth® og Bluetooth®-logoerne er registrerede varemærker tilhørende Bluetooth SIG, INC.
Amazon, Alexa og alle relaterede logoer og varemærker er varemærker tilhørende Amazon.com, Inc. eller associerede selskaber.
Google er et varemærke tilhørende Google LLC, Siri er et registreret varemærke tilhørende Apple Inc.
Al brug af sådanne mærker fra Signifys side er på licens.
Andre varemærker og handelsnavne tilhører deres respektive ejere.

SV

Installationssteg
Kopplingsplint ingår inte, Installationen måste utföras av en behörig yrkesman.
Se installationsmanualen för detaljerade steg.
Starta WiZ-appen för att ansluta produkten.

Garanti
Garantin är föremål för strikta villkor. Mer information finns på vår webbplats: www.lighting.philips.com/consumer

Trådlös specifikation:
Trådlöst frekvensband (RF): 2 400–2 483,5 MHz
Max. överförd effekt:
Wi-Fi: max 20 dBm
Bluetooth: max 10 dBm
Produkterna får inte användas med dimmer, använd WiZ för dimning.
På/av-funktionalitet finns utan Wi-Fi-anslutning.
Signify intygar härmed att radioutrustning av typen smarta lampor uppfyller direktiv 2014/53/EU (RED). Den fullständiga texten av EU-försäkran om överensstämmelse finns tillgänglig på följande internetadress: www.lighting.philips.com/consumer.
Wi-Fi® och Wi-Fi-CERTIFIED-logotypen är registrerade varumärken som tillhör Wi-Fi Alliance.
Wi-Fi CERTIFIED™, WPA2™, WPA3™ är varumärken som tillhör Wi-Fi Alliance.
Bluetooth®-ordet och -logotyperna är registrerade varumärken som tillhör Bluetooth SIG, INC.
Amazon, Alexa och alla relaterade logotyper är varumärken som tillhör Amazon.com, Inc eller dess dotterbolag.
Google är ett varumärke som tillhör Google LLC, Siri är ett registrerat varumärke som tillhör Apple Inc.
All användning av sådana märken från Signify sker under licens.
Andra varumärken och varunamn tillhör respektive ägare.

FI

Asennuksen vaiheet
Riviliitin ei sisälly toimitukseen. Asennuksen saa suorittaa vain valtuutettu henkilö.
Katso tarkat ohjeet asennusoppaasta.
Käynnistä WiZ-sovellus tuotteen yhdistämistä varten.

Takuu
Takuuta koskevat tiukat käyttöehdot, joista lisätietoja on verkkosivustollamme: www.lighting.philips.com/consumer

Langattoman käytön tekniset tiedot:
Langattoman käytön radiotaajuuskaista: 2 400 – 2 483,5 MHz
Enimmäislähetysteho:
Wi-Fi: maks. 20 dBm
Bluetooth: maks. 10 dBm
Tuotteita ei saa käyttää himmentimien kanssa. Käytä himmentämiseen WiZ-sovellusta.
Lampun saa päälle ja pois ilman Wi-Fi-yhteyttä.
[Signify] vakuuttaa täten, että langaton älyvalaisimissa käytettävä radiolaitetyyppi on direktiivin 2014/53/EU (RED) mukainen. EU:n vaatimustenN mukaisuusvakuutuksen koko teksti on saatavana seuraavassa sivustossa: www.lighting.philips.com/consumer.
Wi-Fi ja Wi-Fi CERTIFIED -logo ovat Wi-Fi Alliancen rekisteröityjä tavaramerkkejä.
Wi-Fi CERTIFIED™ ja WPA2™, WPA3™ ovat Wi-Fi Alliancen tavaramerkkejä.
Bluetooth -sana ja -logot ovat Bluetooth SIG,INC:n rekisteröityjä tavaramerkkejä.
Amazon, Alexa ja kaikki niihin liittyvät logot ovat Amazon.com, Inc:n tai sen tytäryhtiöiden tavaramerkkejä.
Google on Google LLC:n tavaramerkki. Siri on Apple Inc:n rekisteröity tavaramerkki.
Signifyn mahdollisesti käyttämiä ne on lisensoitu asianmukaisesti.
Kaikki muut tavaramerkit ja kauppanimet ovat omistajayritystensä omaisuutta.

ES

Pasos de la instalación
Bloque de terminales no incluido. La instalación debe estar a cargo de una persona cualificada.
Consulte el manual de instalación para ver los pasos detallados.
Inicie la aplicación Wiz para conectar el producto.

Garantía
La garantía está sujeta a condiciones de uso estrictas; para obtener más información, visite nuestro sitio web: www.lighting.philips.com/consumer

Especificación inalámbrica:
Banda de frecuencia de modo RF inalámbrica: 2400 – 2483,5 MHz
Potencia máxima transmitida:
Wi-Fi: máx. 20 dBm
Bluetooth: máx. 10 dBm
Los productos no se utilizarán con reguladores, para la regulación utilice la aplicación WiZ.
Funcionalidad de encendido/apagado disponible sin conectividad Wi-Fi.
Por la presente, Signify declara que el tipo de equipo de radio, luminarias inteligentes, cumple con la Directiva 2014/53/EU (RED). El texto completo de la declaración de conformidad de la UE está disponible en la siguiente dirección de internet: www.lighting.philips.com/consumer.
Wi-Fi® y el logotipo de Wi-Fi CERTIFIED son marcas registradas de Wi-Fi Alliance.
Wi-Fi CERTIFIED™, WPA2™, WPA3™ son marcas comerciales de Wi-Fi Alliance.
La marca denominativa y los logotipos de Bluetooth® son marcas comerciales registradas propiedad de Bluetooth SIG, INC.
Amazon, Alexa y todos los logotipos relacionados son marcas comerciales de Amazon.com, Inc o sus filiales.
Google es una marca comercial de Google LLC. Siri es una marca comercial registrada de Apple Inc.
Cualquier uso de tales marcas por parte de Signify se realiza bajo licencia.
El resto de marcas y nombres comerciales pertenecen a sus respectivos propietarios.

PT

Passos da instalação
O bloco de terminais não está incluído. A instalação deve ser efetuada por uma pessoa qualificada.
Consulte o manual de instalação para uma descrição dos passos detalhados.
Inicie a aplicação WiZ para ligar o produto.

Garantia
A garantia está sujeita a condições de utilização rigorosas; para obter mais informações, visite o nosso website: www.lighting.philips.com/consumer

Especificações da funcionalidade sem fios:
Banda de frequência do modo RF sem fios: 2400 – 2483,5 MHz
Potência máxima transmitida:
Wi-Fi: máx. 20 dBm
Bluetooth: máx. 10 dBm
Os produtos não devem ser utilizados com reguladores. Para a regulação, utilize a aplicação WiZ.
A funcionalidade Ligar/desligar está disponível sem conectividade Wi-Fi.
A Signify declara, pelo presente, que o equipamento de rádio do tipo lâmpadas inteligentes está em conformidade com a Diretiva 2014/53/UE (RED). O texto completo da declaração de conformidade da UE está disponível no seguinte endereço da internet: www.lighting.philips.com/consumer.
Wi-Fi® e o logótipo Wi-Fi CERTIFIED são marcas registadas da Wi-Fi Alliance.
Wi-Fi CERTIFIED™ e WPA2™, WPA3™ são marcas comerciais da Wi-Fi Alliance.
A marca nominativa e os logótipos Bluetooth® são marcas registadas propriedade da Bluetooth SIG, INC.
Amazon, Alexa e todos os logótipos relacionados são marcas comerciais da Amazon.com, Inc ou das suas afiliadas.
Google é uma marca comercial da Google LLC. Siri é uma marca registada da Apple Inc.
Qualquer utilização de tais marcas pela Signify é efetuada sob licença.
Outras marcas e designações comerciais são propriedade dos respetivos detentores.

IT

Procedura di installazione
Morsettiera non inclusa. L'installazione deve essere eseguita da una persona qualificata.
Fare riferimento al manuale di installazione per le operazioni dettagliate.
Avviare l'app WiZ per collegare il prodotto.

Garanzia
La garanzia è soggetta a rigorose condizioni d'uso. Per informazioni, consultare il nostro sito Web: www.lighting.philips.com/consumer

Specifiche wireless:
Banda di frequenza modalità RF wireless: 2.400 – 2.483,5 MHz
Potenza massima trasmessa:
Wi-Fi: max 20 dBm
Bluetooth: max 10 dBm
I prodotti non devono essere utilizzati con dimmer, altrimenti utilizzare l'applicazione WiZ.
Funzionalità on/off disponibile senza connessione Wi-Fi.
Con la presente, Signify dichiara che l'apparecchiatura radio del tipo lampade intelligenti è conforme alla direttiva 2014/53/UE (RED). Il testo completo della dichiarazione di conformità dell'UE è disponibile al seguente indirizzo internet: www.lighting.philips.com/consumer.
Wi-Fi® e il logo Wi-Fi CERTIFIED sono marchi registrati di Wi-Fi Alliance.
Wi-Fi CERTIFIED™ e WPA2™, WPA3™ sono marchi registrati di Wi-Fi Alliance.
Scritte e loghi The Bluetooth® sono marchi registrati di proprietà di Bluetooth SIG,INC.
Amazon, Alexa e tutti i relativi loghi sono marchi di Amazon.com, Inc. o delle proprie consociate.
Google è un marchio registrato Google LLC. Siri è un marchio registrato di Apple inc.
Qualsiasi utilizzo di tali marchi da parte di Signify è autorizzato dietro licenza.
Altri marchi e nomi commerciali appartengono ai rispettivi proprietari.

EL

Βήματα εγκατάστασης
Δεν περιλαμβάνεται μπλοκ ακροδεκτών. Η εγκατάσταση πρέπει να εκτελείται από εξειδικευμένο άτομο.
Για λεπτομερείς οδηγίες, ανατρέξτε στο εγχειρίδιο εγκατάστασης.
Ανοίξτε την εφαρμογή WiZ για να συνδέσετε το προϊόν.

Εγγύηση
Η εγγύηση υπόκειται σε αυστηρές προϋποθέσεις χρήσης, για περισσότερες πληροφορίες,επισκεφθείτε τον διαδικτυακό τόπο μας: www.lighting.philips.com/consumer

Προδιαγραφές ασύρματης λειτουργίας:
Ζώνη ραδιοσυχνοτήτων ασύρματης λειτουργίας: 2400 – 2483,5 MHz
Μέγιστη ισχύς μετάδοσης:
Wi-Fi: Μέγ. 20 dBm
Bluetooth: Μέγ. 10 dBm
Τα προϊόντα δεν θα χρησιμοποιούνται με ρυθμιστές έντασης για τη ρύθμιση της έντασης χρησιμοποιήστε την εφαρμογή WiZ.
Διαθέσιμη λειτουργία ενεργοποίησης/απενεργοποίησης χωρίς συνδεσιμότητα Wi-Fi.
Με το παρόν, η Signify δηλώνει ότι ο τύπος ραδιοεξοπλισμού συμπεριφέρεται με την Οδηγία 2014/53/ΕΕ(RED). Το πλήρες κείμενο της δήλωσης συμμόρφωσης ΕΕ διατίθεται στην ακόλουθη διεύθυνση Διαδικτύου: www.lighting.philips.com/consumer
Ο όρος Wi-Fi® και το λογότυπο Wi-Fi CERTIFIED είναι σήματα κατατεθέντα της Wi-Fi Alliance.
Οι όροι Wi-Fi CERTIFIED™ και WPA2™, WPA3™ είναι σήματα κατατεθέντα της Wi-Fi Alliance.
Το λεκτικό σήμα και τα λογότυπα Bluetooth® είναι σήματα κατατεθέντα που ανήκουν στην Bluetooth SIG,INC.
Οι όροι Amazon, Alexa και όλα τα σχετικά λογότυπα είναι εμπορικά σήματα της Amazon.com, Inc ή των συνδεόμενων εταιρειών αυτής.
Ο όρος Google είναι εμπορικό σήμα της Google LLC, Ο όρος Siri είναι σήμα κατατεθέν της Apple Inc.
Οποιαδήποτε χρήση αυτών των σημάτων από τη Signify επιτρέπεται βάσει άδειας.
Άλλα εμπορικά σήματα και εμπορικές επωνυμίες ανήκουν στους αντίστοιχους κατόχους τους.

TR

Kurulum adımları
Terminal bloğu dahil değildir. Kurulum yetkili bir kişi tarafından yapılmalıdır.
Detaylı adımlar için lütfen kurulum kılavuzuna bakın.
Ürüne bağlanmak için WiZ uygulamasını kurun.

Garanti
Garanti sıkı kullanım koşullarına bağlıdır; bu konu hakkında daha fazla bilgi için lütfen web sitemizi ziyaret edin: www.lighting.philips.com/consumer

Kablosuz özellikleri:
Kablosuz RF modu frekans bandı: 2400 – 2483,5 MHz
Aktarılan maksimum güç:
Wi-Fi: Maks. 20 dBm
Bluetooth: Maks. 10 dBm
Ürünler karartıcılarla birlikte kullanılmamalıdır, karartma için WiZ uygulamasını kullanın.
Açma/kapatma işlevi Wi-Fi bağlantısı olmadan kullanılabilir.
Signify, akıllı lambalar türündeki telsiz ekipmanının 2014/53/AB (RED) Direktifine uygun olduğunu beyan eder. AB uygunluk beyanının tam metni şu internet adresinde mevcuttur: www.lighting.philips.com/consumer.
Wi-Fi ve Wi-Fi CERTIFIED logosu Wi-Fi Alliance'in tescilli ticari markalarıdır.
Wi-Fi CERTIFIED™ ve WPA2™, WPA3™ Wi-Fi Alliance'in ticari markalarıdır.
Bluetooth® kelimesi ve logoları Bluetooth SIG, INC'nin mülkiyetindeki tescilli ticari markalardır.
Amazon, Alexa ve tüm ilgili logolar Amazon.com, Inc'nin veya bağlı kuruluşlarının ticari markalarıdır.
Google, Google LLC'nin ticari markasıdır, Siri, Apple Inc,'nin tescilli ticari markasıdır.
Bu markaların Signify tarafından herhangi bir şekilde kullanılması lisans kapsamındadır.
Diğer ticari markalar ve ticari adlar, ilgili sahiplerine aittir.

PL

Korki instalacyjne
Złączka nie wchodzi w skład zestawu. Instalację musi przeprowadzić wykwalifikowana osoba.
Szczegóły znajdują się w podręczniku instalacji.
Uruchomić aplikację WiZ, aby podłączyć produkt.

Gwarancja
Gwarancja podlega ścisłym warunkom użytkowania. Więcej informacji można znaleźć na naszej stronie internetowej: www.lighting.philips.com/consumer

Specyfikacja łączności bezprzewodowej:
Pasmo częstotliwości łączności bezprzewodowej: 2400 – 2483,5 MHz
Maksymalny poziom przekazywanej mocy:
Wi-Fi: maks. 20 dBm
Bluetooth: maks. 10 dBm
Produktów nie należy używać z ściemniaczami; do ściemniania służy aplikacja WiZ.
Funkcja wł./wył. dostępna bez łączności Wi-Fi.
[Signify] niniejszym oświadcza, że oprawy oświetleniowe typu smart spełniają wymagania dyrektywy 2014/53/UE (RED).
Pełny tekst deklaracji zgodności UE dostępny jest pod adresem: www.lighting.philips.com/consumer
Wi-Fi i logo Wi-Fi CERTIFIED są zastrzeżonymi znakami towarowymi Wi-Fi Alliance.
Wi-Fi CERTIFIED™, WPA2™, WPA3™ są znakami towarowymi Wi-Fi Alliance.
Słowo Bluetooth® oraz logo są zastrzeżonymi znakami towarowymi należącymi do Bluetooth SIG,INC.
Amazon, Alexa i wszystkie powiązane logotypy są znakami towarowymi należącymi do Amazon.com, Inc. lub spółek zależnych.
Google jest znakiem towarowym firmy Google LLC, Siri jest zastrzeżonym znakiem towarowym Apple Inc.
Wszelkie korzystanie z takich znaków przez firmę Signify odbywa się na podstawie licencji.
Pozostałe znaki towarowe i nazwy handlowe należą do ich odpowiednich właścicieli.

CS

Postup instalace
Svorkovnice není součástí dodávky. Instalaci musí provést kvalifikovaná osoba.
Podrobný postup naleznete v montážní příručce.
Spusťte aplikaci WiZ a připojte výrobek.

Záruka
Záruka počítá s přísným omezením použití. Další informace najdete na naší webové stránce: www.lighting.philips.com/consumer

Specifikace bezdrátové komunikace:
Radiofrekvenční pásmový rozsah bezdrátového režimu: 2 400–2483,5 MHz
Maximální přenášený výkon:
Wi-Fi: Max. 20 dBm
Bluetooth: Max. 10 dBm
Produkty by se neměly používat společně se stmívači. K regulaci použijte aplikaci platformy WiZ.
Funkce vypnutí/zapnutí je k dispozici i bez připojení k síti Wi-Fi.
Signify tímto prohlašuje, že rádiové zařízení typu inteligentní lampy je v souladu se směrnicí 2014/53/EU (RED). Úplné znění prohlášení o shodě EU je k dispozici na následující internetové adrese: www.lighting.philips.com/consumer.
Wi-Fi a logo Wi-Fi CERTIFIED jsou registrované ochranné známky sdružení Wi-Fi Alliance.
Wi-Fi CERTIFIED™ a WPA2™, WPA3™ jsou ochranné známky sdružení Wi-Fi Alliance.
Slovní ochranné známky a loga Bluetooth® jsou registrované ochranné známky ve vlastnictví společnosti Bluetooth SIG,INC.
Amazon, Alexa a veškerá souvisejícíloga jsou ochranné známky společnosti Amazon.com,Inc a přidružených subjektů.
Google je ochranná známka společnosti Google LLC, Siri je registrovaná ochranná známka společnosti Apple Inc.
Jakékoli použití těchto známek společností Signify je licencováno.
Ostatní ochranné známky a obchodní názvy jsou majetkem příslušných vlastníků.

SK

Montážny postup
Svorkovnica nie je súčastou balenia. Inštaláciu musí vykonať kvalifikovaná osoba.
Podrobné kroky nájdete v návode na montáž.
Spustite aplikáciu WiZ a pripojte výrobok.

Záruka
Záruka počíta s prísnymi obmedzeniami použitia. Ďalšie informácie nájdete na našej webovej stránke: www.lighting.philips.com/consumer

Špecifikácie bezdrôtovej komunikácie:
Frekvenčné pásmo bezdrôtového RF režimu: 2 400 – 2 483,5 MHz
Maximálny prenášaný výkon:
Wi-Fi: max. 20 dBm
Bluetooth: max. 10 dBm
Produkty sa nemajú používať v kombinácii so stmievačmi. Na stmievanie použite aplikáciu WiZ.
Zapnutie a vypnutie sú k dispozícii bez pripojenia Wi-Fi.
Signify týmto vyhlasuje, že rádiové zariadenie typu inteligentné lampy je v súlade so smernicou 2014/53/EÚ (RED). Úplný text vyhlásenia o zhode EÚ je dostupný na nasledujúcej internetovej adrese: www.lighting.philips.com/consumer.
Názov Wi-Fi a logo Wi-Fi CERTIFIED sú registrované ochranné známky spoločnosti Wi-Fi Alliance.
Wi-Fi CERTIFIED™, WPA2™, WPA3™ sú ochranné známky spoločnosti Wi-Fi Alliance.
Názov a logá Bluetooth® sú registrované obchodné známky vlastnené spoločnosťou Bluetooth SIG,INC.
Názvy Amazon, Alexa a všetky príslušné logá sú obchodné známky spoločnosti Amazon.com,Inc a jej pridružených spoločností.
Google je obchodná známka spoločnosti Google LLC. Siri je registrovaná obchodná známka spoločnosti Apple Inc.
Každé použitie takýchto značiek spoločnosťou Signify sa uskutočňuje na základe licencie.
Ďalšie ochranné značky a obchodné názvy patria príslušným vlastníkom.

HU

A szerelés lépései
Sorkapocs nincs mellékelve. A telepítést szakképzett személynek kell elvégeznie.
A részletes lépésekért tekintse meg a szerelési kézikönyvet.
Indítsa el a WiZ alkalmazást a termék csatlakoztatásához.

Jótállás
A jótállásra szigorú használati feltételek vonatkoznak; további információkért látogasson el webhelyünkre: www.lighting.philips.com/consumer

Vezeték nélküli kapcsolat műszaki adatai:
Vezeték nélküli RF-mód frekvenciasávja: 2400–2483,5 MHz
Maximális kimeneti teljesítmény:
Wi-Fi: max 20 dBm
Bluetooth: max. 10 dBm
A terméket ne használja fényerő-szabályozókkal, a fényerő-szabályozáshoz használja a WiZ alkalmazást.
A be-/kikapcsolási funkció elérhető Wi-Fi-kapcsolat nélkül.
A Signify ezennel kijelenti, hogy az okoslámpák rádióberendezési típusa megfelel a 2014/53/EU irányelv követelményeinek. Az EU-megfelelőségi nyilatkozat teljes szövege a következő internetes címen érhető el: www.lighting.philips.com/consumer
A Wi-Fi®, a Wi-Fi logó és a Wi-Fi CERTIFIED emblléma a Wi-Fi Alliance bejegyzett védjegye.
A Wi-Fi és a Wi-Fi CERTIFIED logó a Wi-Fi Alliance bejegyzett védjegyei.
A Wi-Fi CERTIFIED™ és a WPA2™, WPA3™ a Wi-Fi Alliance védjegyei.
A Bluetooth® szó és logók a Bluetooth SIG,INC. tulajdonában lévő bejegyzett védjegyek.
Az Amazon, az Alexa és minden kapcsolódó logó az Amazon.com,Inc cégnek vagy kapcsolt vállalkozásainak védjegyei.
A Google a Google LLC védjegye. A Siri az Apple Inc. bejegyzett védjegye.
Az ilyen védjegyeket a Signify licenc alapján használja.
Minden más védjegy és kereskedelmi név a megfelelő tulajdonosok birtokában áll.

LV

Uzstādīšanas darbības
Spaiļu bloks nav iekļauts. Uzstādīšana ir jāveic kvalificētai personai.
Detalizētu darbību aprakstu, lūdzu, skatiet uzstādīšanas rokasgrāmatā.
Palaidiet WiZ lietotni, lai pievienotu izstrādājumu.

Garantija
Uz garantiju attiecas stingri lietošanas noteikumi, sīkākai informācijai, lūdzu, apmeklējiet mūsu tīmekļa vietni: www.lighting.philips.com/consumer

Bezvadu specifikācija:
Bezvadu RF režīma frekvenču josla: 2400 – 2483,5 MHz
Maksimālā pārraidītā jauda:
Wi-Fi: maks. 20 dBm
Bluetooth: maks. 10 dBm
Produktus nevajadzētu lietot kopā ar reostatiem; apgaismojuma samazināšanai izmantojiet WiZ lietotni.
Ieslēgšanas/izslēgšanas funkcionalitāte pieejama bez bezvadu pieslēguma.
Ar šo Signify paziņo, ka radioiekārtu tipa viedie gaismekļi atbilst Direktīvas 2014/53/ES prasībām. ES atbilstības deklarācijas pilnais teksts ir pieejams šajā interneta adresē: www.lighting.philips.com/consumer.
Wi-Fi, Wi-Fi CERTIFIED logotips ir Wi-Fi Alliance reģistrētas preču zīmes.
Wi-Fi CERTIFIED™, WPA2™, WPA3™ ir Wi-Fi Alliance preču zīmes.
Bluetooth® nosaukums un logotipi ir reģistrētas preču zīmes, kas pieder Bluetooth SIG,INC.
Amazon, Alexa un visi saistītie logotipi ir Amazon.com,Inc vai tā filiāļu preču zīmes.
Google ir Google LLC preču zīme,Siri ir Apple Inc. reģistrēta preču zīme.
Jebkuru šādu zīmi Signify izmanto saskaņā ar licenci.
Citas preču zīmes un preču nosaukumi pieder to attiecīgajiem īpašniekiem.

LT

Montavimo veiksmai
Gnybtų plokštelė nepridedama. Montavimą turi atlikti kvalifikuotas asmuo.
Norėdami išsamios informacijos apie veiksmą žr. montavimo vadovą.
Paleiskite "WiZ" programėlę norėdami prijungti gaminį.

Garantija
Garantijai taikomos griežtos naudojimo taisyklės, norėdami sužinoti daugiau informacijos apsilankykite mūsų svetainėje: www.lighting.philips.com/consumer

Belaidžio ryšio specifikacijos:
Belaidžio RD režimo dažnių juosta: 2400–2483,5 MHz
Didžiausia perduodamoji galia:
„Wi-Fi“: maks. 20 dBm
„Bluetooth“: maks. 10 dBm
Gaminių negalima naudoti su temdymo valdikliais, temdant taikyti WiZ programą.
Įjungimo / išjungimo funkcija galima be „Wi-Fi“ ryšio.
„Signify“ pareiškia, kad radijo įranga, tokia kaip išmaniosios lempos, atitinka direktyvą 2014/53/ES (RED). Visas ES atitikties deklaracijos tekstas yra pasiekiamas šiuo interneto adresu: www.lighting.philips.com/consumer.
„Wi-Fi“ ir „Wi-Fi CERTIFIED“ logotipas yra registruotieji „Wi-Fi Alliance“ prekės ženklai.
„Wi-Fi CERTIFIED™“, „WPA2™, WPA3™“ yra „Wi-Fi Alliance“ prekės ženklai.
„Bluetooth™“ žodis ir logotipai yra registruotieji prekės ženklai, priklausantys „Bluetooth SIG, INC“.
„Amazon“, „Alexa“ ir visi susiję logotipai yra „Amazon.com, Inc“ arba jos filialų prekės ženklai.
„Google“ yra „Google LLC“ prekės ženklas, „Siri“ yra „Apple Inc“ registruotasis prekės ženklas.
„Signify“ juos naudoja pagal licenciją.
Kiti prekės ženklai ir komerciniai pavadinimai priklauso jų atitinkamiems savininkams.

ET

Paigaldamise etapid
Klemmlist ei kuulu komplekti. Paigaldada tohib kvalifitseeritud isik.
Paigaldusjuhiseid vaadake paigaldusjuhendist.
Käivitage tootega ühenduse loomiseks rakendus.

Garantii
Garantii kehtib rangete kasutustingimuste järgimisel. Lisateabe saamiseks külastage meie veebisaiti: www.lighting.philips.com/consumer

Juhtmevaba tehnoloogia näitajad
Juhtmevaba raadiosagedusrežiimi sagedusala: 2400 – 2483,5 MHz
Maksimaalne edastatud võimsus
Wi-Fi: max 20 dBm
Bluetooth: max 10 dBm
Tooteid ei tohi hämarditega kasutada. Hämardamiseks kasutage WiZ-rakendust.
Sisse ja välja lülitamine on saadaval ilma Wi-Fi-ühenduseta.
Käesolevaga kinnitab Signify, et raadioseadmete tüüp nutikad lambid vastavad direktiivile 2014/53/EL (RED). ELi vastavusdeklaratsiooni täistekst on saadaval järgmisel internetiaadressil: www.lighting.philips.com/consumer.
Wi-Fi ja Wi-Fi CERTIFIED logo on Wi-Fi Alliance'i registreeritud kaubamärgid.
Wi-Fi CERTIFIED™ ja WPA2™, WPA3™ on Wi-Fi Alliance'i kaubamärgid.
Bluetooth® sõna ja logid on Bluetooth SIG, INC registreeritud kaubamärgid.
Amazon, Alexa ja kõik nendega seotud logod on Amazon.com, Inc või selle tütarettevõtete kaubamärgid.
Google on Google LLC kaubamärk. Siri on Apple Inc registreeritud kaubamärk.
Signify kasutab nimetatud märke litsentsi alusel.
Muud kaubamärgid ja kaubanimed kuuluvad nende vastavatele omanikele.

RO

Paşi de instalare
Cutia de borne nu este inclusă. Instalarea trebuie efectuată de către o persoană calificată.
Pentru paşii detaliaţi, consultaţi manualul de instalare.
Lansaţi aplicaţia WiZ pentru a conecta produsul.

Garanție
Garanția face obiectul condițiilor stricte de utilizare. Pentru informații suplimentare, vizitați site-ul nostru web: www.lighting.philips.com/consumer

Specificaţie tehnologie fără fir:
Banda de frecvenţe a modulul fără fir RF: 2400 – 2483,5 MHz
Putere maximă transmisă:
Wi-Fi: Max 20 dBm
Bluetooth: Max 10 dBm
Produsele nu trebuie utilizate cu variatoare. Pentru reglarea intensităţii luminoase, folosiţi aplicaţia WiZ.
Funcţionalitatea de pornire/oprire este disponibilă fără conectivitate Wi-Fi.
Prin prezentul document, Signify declară că tipul de echipament radio Corpuri de iluminat inteligente este în conformitate cu Directiva 2014/53/UE(RED). Textul complet al declaraţiei de conformitate UE este disponibil la următoarea adresă de internet: www.lighting.philips.com/consumer.
Wi-Fi şi sigla Wi-Fi CERTIFIED sunt mărci comerciale înregistrate ale Wi-Fi Alliance.
Wi-Fi CERTIFIED™ şi WPA2™, WPA3™ sunt mărci comerciale ale Wi-Fi Alliance.
Siglele şi marca verbală Bluetooth® sunt mărci comerciale înregistrate deţinute de Bluetooth SIG, Inc.
Amazon, Alexa şi toate siglele asociate sunt mărci comerciale ale Amazon.com, Inc. sau ale afiliaţilor acestei companii.
Google este o marcă comercială a Google LLC. Siri este o marcă comercială a Apple Inc.
Utilizarea acestor mărci de către Signify face obiectul unei licenţe.
Celelalte mărci comerciale şi nume comerciale aparţin proprietarilor respectivi.

SR

Koraci za instalaciju
Blok terminala nije uključen. Kvalifikovana osoba mora obaviti Instalaciju.
Za detaljne korake pogledajte uputstvo za instalaciju.
Pokrenite WiZ aplikaciju da biste povezali proizvod.

Garancija
Garancija je predmet strogih uslova korišćenja, a za više informacija posetite našu veb-lokaciju: www.lighting.philips.com/consumer

Specifikacije bežične veze:
Frekvencijski opseg bežičnog RF režima: 2400 – 2483,5 MHz
Maksimalna emitovana snaga:
Wi-Fi: Maks. 20 dBm
Bluetooth: Maks. 10 dBm
Ne koristite proizvode sa prigušivačima svetlosti, za prigušivanje koristite aplikaciju WiZ.
Funkcionalnost uključivanja/isključivanja je dostupna bez Wi-Fi veze.
Ovim, kompanija [Signify] izjavljuje da je radijska oprema tipa pametnih svetiljki u skladu sa Direktivom 2014/53/EU. Ceo tekst EU deklaracije o usaglašenosti možete pronaći na sledećoj internet adresi: www.lighting.philips.com/consumer.
Wi-Fi i Wi-Fi CERTIFIED logotip su registrovani zaštitni znakovi saveza Wi-Fi Alliance.
Wi-Fi CERTIFIED™, WPA2™, WPA3™ su zaštitni znakovi saveza Wi-Fi Alliance.
Bluetooth® reč i logotipi su registrovani zaštitni znakovi u vlasništvu kompanije Bluetooth SIG,INC.
Amazon, Alexa i svi povezani logotipi su zaštitni znakovi kompanije Amazon.com,Inc ili njenih podružnica.
Google je zaštitni znak kompanije Google LLC. Siri je registrovani zaštitni znak kompanije Apple Inc.
Svako korišćenje tih oznaka kompanije Signify odvija se pod licencom.
Ostali zaštitni znakovi i trgovačke marke su vlasništvo njihovih vlasnika.

SL

Postopek namestitve
Priključni blok ni priložen. Namestitev mora opraviti usposobljena oseba.
Podrobna navodila po korakih za namestitev so v priročniku za namestitev.
Odprite aplikacijo WiZ, da vzpostavite povezavo z izdelkom.

Garancija
Za jamstvo veljajo strogi pogoji uporabe. Več informacij je na našem spletnem mestu: www.lighting.philips.com/consumer

Specifikacija brezžičnega delovanja:
Frekvenčni pas brezžičnega RF-načina: 2400–2483,5 MHz
Največja oddajna moč:
Wi-Fi: največ 20 dBm
Bluetooth: največ 10 dBm
Izdelki niso za uporabo z zatemnilniki. Za zatemnitev uporabite aplikacijo WiZ.
Možnost vklopa/izklopa je na voljo brez povezave Wi-Fi.
Signify s tem izjavlja, da radijska oprema tipa pametne svetilke ustreza direktivi 2014/53/EU (RED). Celotno besedilo izjave EU o skladnosti je na voljo na naslednjem spletnem naslovu: www.lighting.philips.com/consumer.
Wi-Fi in logotip Wi-Fi CERTIFIED sta zaščiteni blagovni znamki združenja Wi-Fi Alliance.
Wi-Fi CERTIFIED™ in WPA2™, WPA3™ so blagovne znamke združenja Wi-Fi Alliance.
Beseda in logotip Bluetooth® sta zaščiteni blagovni znamki v lasti družbe Bluetooth SIG, INC.
Amazon, Alexa in vsi povezani logotipi so blagovne znamke družbe Amazon.com, Inc ali njenih povezanih podjetij.
Google je blagovna znamka družbe Google LLC. Siri je zaščitena blagovna znamka družbe Apple Inc.
Vsakršna uporaba teh znamk s strani družbe Signify je licencirana.
Druge blagovne in trgovske znamke so last svojih lastnikov.

MK

Чекори за монтирање
Терминалниот блок не е вклучен. Инсталирањето мора да го извршува квалификувано лице.
Погледнете ги упатството за монтирање за детални чекори.
Пуштете ја апликацијата WiZ за да го поврзете производот.

Гаранција
Гаранцијата е подложна на строги услови на користење, за повеќе информации, посетете ја нашата веб-страница: www.lighting.philips.com/consumer

Спецификации за безжичниот тип:
Безжичен режим PD со опсег на фреквенција: 2.400 – 2.483,5 MHz
Максимална пренесена моќност:
Wi-Fi: макс. 20 dBm
Bluetooth: макс. 10 dBm
Производот не треба да се користи со потенциометри, наместо тоа користете ја апликацијата WiZ.
Функционалноста за вклучување/исклучување е достапна без поврзување на Wi-Fi.
Signify со ова изјавува дека радио опремата од типот паметни светилки е во согласност со директивата 2014/53/ЕУ (RED). Целосниот текст на ЕУ декларацијата за усогласеност е достапен на следната интернет адреса: www.lighting.philips.com/consumer.
Wi-Fi®, логото Wi-Fi CERTIFIED се регистрирани трговски марки на Wi-Fi Alliance.
Wi-Fi CERTIFIED™, WPA2™, WPA3™ се трговски марки на Wi-Fi Alliance.
Зборот и логоата Bluetooth® се регистрирани трговски марки во сопственост на Bluetooth SIG,INC.
Amazon, Alexa и сите нивни логоа се трговски марки на Amazon.com,Inc или на неговите соработници.
Google е трговска марка на Google LLC. Siri е регистрирана трговска марка на Apple Inc.
Секое користење на таквите марки од страна на Signify е по лиценца.
Другите трговски марки и трговски имиња се сопственост на нивните соодветни сопственици.

BG

Стъпки за монтаж
Клемният блок не е включен. Монтажът трябва да се извърши от квалифицирано лице.
Моля, вижте ръководството за инсталиране за подробна информация относно стъпката.
Стартирайте приложението WiZ, за да свържете продукта.

Гаранция
Гаранцията подлежи на строги условия за употреба, за повече информация, моля, посетете нашия уебсайт: www.lighting.philips.com/consumer

Безжични спецификации:
Честотна лента на безжичен RF режим: 2400 – 2483,5 MHz
Максимална мощност на предаване:
Wi-Fi: макс. 20 dBm
Bluetooth: макс. 10 dBm
Продуктите не трябва да се използват с димери, за затъмняване използвайте приложението WiZ.
Функция за включване/изключване без свързване с Wi-Fi.
С настоящото Signify декларира, че радиосъоръженията от типа интелигентни лампи съответстват на Директива 2014/53/ЕС (RED). Пълният текст на декларацията за съответствие на ЕС е наличен на следния интернет адрес: www.lighting.philips.com/consumer.
Логата Wi-Fi® и Wi-Fi CERTIFIED са регистрирани търговски марки на Wi-Fi Alliance.
Wi-Fi CERTIFIED™ WPA2™, WPA3™ са регистрирани търговски марки на Wi-Fi Alliance.
Думата и логата Bluetooth® са регистрирани търговски марки на Bluetooth SIG,INC.
Amazon, Alexa и всички свързани лога са търговски марки на Amazon.com, Inc или нейните филиали.
Google е запазена марка на Google LLC. Siri е регистрирана търговска марка на Apple Inc.
Всяко използване на такива марки от Signify е по лиценз.
Останалите търговски марки и търговски имена са на техните съответни собственици.

HR

Koraci instalacije
Terminalni blok nije uključen. Instalaciju mora izvršiti kvalificirana osoba.
Pojedinosti potražite u priručniku za instalaciju.
Za povezivanje proizvoda pokrenite aplikaciju WiZ.

Jamstvo
Jamstvo podliježe strogim uvjetima korištenja, a za više informacija posjetite naše web mjesto: www.lighting.philips.com/consumer

Specifikacija bežične mreže:
Frekvencijski opseg bežičnog RF načina rada: 2400 - 2483,5 MHz
Maksimalna prenesena snaga:
Wi-Fi: maks. 20 dBm
Bluetooth: maks. 10 dBm
Ovim putem, Signify izjavljuje da je tip radio opreme pametne svjetiljke u skladu s Direktivom 2014/53/EU (RED). Cijeli tekst EU izjave o sukladnosti dostupan je na sljedećoj internetskoj adresi: www.lighting.philips.com/consumer.
Lotopipovi Wi-Fi i Wi-Fi CERTIFIED su registrirani zaštitni znakovi tvrtke Wi-Fi Alliance.
Logotipovi Wi-Fi CERTIFIED™ i WPA2™, WPA3™ su zaštitni znakovi tvrtke Wi-Fi Alliance.
Riječ i logotipi Bluetooth® registrirani su zaštitni znakovi u vlasništvu tvrtke Bluetooth SIG, INC.
Amazon, Alexa i svi povezani logotipi zaštitni su znaci tvrtke Amazon.com, Inc ili njenih podružnica.
Google je zaštitni znak tvrtke Google LLC. Siri je registrirani zaštitni znak tvrtke Apple Inc.
Svako korištenje takvih oznaka od strane tvrtke Signify je pod licencom.
Ostali zaštitni znakovi i trgovački nazivi vlasništvo su njima odgovarajućih vlasnika.

SQ

Hapat e instalimit
Blloku i terminalit nuk është i përfshirë. Instalimi duhet të kryhet nga një person i kualifikuar.
Referojuni manualit të instalimit për detajet e hapit.
Hapni aplikacionin WiZ për ta lidhur produktin.

Garancia
Garancia është objekt i kushteve të rrepta të përdorimit, për më shumë informacione, vizitoni faqen tonë të internetit: www.lighting.philips.com/consumer

Specifikimet me valë:
Brezi i frekuencës së modalitetit RF me valë - 2400-2483,5 MHz
Fuqia maksimale e transmetuar:
Wi-Fi: Maks. 20 dBm
Bluetooth: Maks. 10 dBm
Produktet nuk duhet të përdoren me errësues, për funksionin e errësimit përdorni aplikacionin WiZ.
Funksioni i ndezjes/fikjes është i disponueshëm pa lidhjen Wi-Fi.
Signify deklaron këtu se pajisjet radio të tipit llamba inteligjente janë në përputhje me direktivën 2014/53/BE (RED). Teksti i plotë i deklaratës së përputhshmërisë së BE-së është i disponueshëm në adresën e mëposhtme të internetit: www.lighting.philips.com/consumer.
Wi-Fi dhe logoja Wi-Fi CERTIFIED janë marka tregtare të regjistruara të Wi-Fi Alliance.
Wi-Fi CERTIFIED™ dhe WPA2™, WPA3™ janë marka tregtare të Wi-Fi Alliance.
Fjala dhe logot e Bluetooth® janë marka tregtare të regjistruara në pronësi të Bluetooth SIG,INC.
Amazon, Alexa dhe të gjitha logot përkatëse janë marka tregtare të Amazon.com, Inc ose të filialeve të sa.
Google është një markë tregtare e Google LLC. Siri është një markë tregtare e regjistruar e Apple Inc.
Çdo përdorim i këtyre markave nga Signify është sipas licencës.
Markat tregtare dhe emrat tregtarë të tjerë janë të pronarëve të tyre përkatës.

AR

خطوات التركيب
البلوك الطرفي غير مضمّن. يجب أن يتم التركيب بواسطة شخص مؤهل.
يرجى الرجوع إلى دليل التثبيت للحصول على خطوات التفاصيل.
قم بتشغيل تطبيق WiZ لتوصيل المنتج.

الضمان
يخضع الضمان لشروط الاستخدام الصارمة. لمزيد من المعلومات، يرجى زيارة موقعنا على الإنترنت: www.lighting.philips.com/consumer

نطاق التردد اللاسلكي، لوضع RF:2400–2483,5 ميغاهرتز
القدرة المرسلة القصوى: 20 ديسبل
شبكة WiFi لقنوات التشغيل: 13/9 قناة
تقنية Bluetooth لقنوات التشغيل: ٤٠ قناة

المواصفات اللاسلكية:
نطاق التردد اللاسلكي لوضع التردد اللاسلكي: 2400 – 2483,5 ميجاهرتز
القدرة المرسلة القصوى:
Wi-Fi: 20 ديسبل بحد أقصى
Bluetooth: 10 ديسبل بحد أقصى
لا يجوز استخدام المنتجات مع أدوات الخفت. لتعتيم استخدم تطبيق WiZ.
وظيفة تشغيل / الإيقاف متاحة بدون اتصال Wi-Fi.
وبهذا تعلن Signify أن المصابيح الذكية من نوع المعدات اللاسلكية تتوافق مع التوجيه (RED)2014/53/EU. النص الكامل لإعلان المطابقة الصادر عن الاتحاد الأوروبي متاح على العنوان التالي على الإنترنت: www.lighting.philips.com/consumer
بعد Wi-Fi® وشعار Wi-Fi CERTIFIED علامتان تجاريتان مسجلتان لشركة Wi-Fi Alliance
بعد Wi-Fi CERTIFIED™ علامات تجارية مسجلة لشركة Wi-Fi Alliance ™WPA2 و™WPA3
كما أن كلمة Bluetooth® والشعارات كلها علامات تجارية مسجّلة مملوكة لشركة Bluetooth SIG, INC
وجميع الشعارات ذات الصلة هي علامات تجارية لشركة Amazon.com, Inc أو الشركات التابعة لها Alexa و Amazon
كما أن Google علامة تجارية لشركة Google LLC، وSiri علامة تجارية مسجلة لشركة Apple Inc
أي استخدام لهذه العلامات من قبل Signify يخضع لترخيص.
العلامات التجارية والأسماء التجارية الأخرى هي تلك العلامات والأسماء الخاصة بمالكيها المعنيين.

RU

Этапы установки
Клеммная коробка в комплект не входит. Установку должен выполнять квалифицированный специалист.
Пожалуйста, обратитесь к руководству по установке для получения подробной информации.
Запустите приложение WiZ, чтобы подключить устройство.

Гарантия
Гарантия только при строгом соблюдении условий эксплуатации. Для дополнительной информации, посетите наш веб-сайт: www.lighting.philips.com/consumer

Характеристики беспроводного подключения:
Полоса частот, используемая для беспроводного подключения: 2400–2483,5 МГц
Максимальная мощность:
Wi-Fi: максимально 20 дБм
Bluetooth: максимально 10 дБм
Продукты не предназначены для использования с диммерами. Для регулирования яркости света используйте приложение WiZ.
Функция включения/выключения также доступна без подключения к Wi-Fi.
Настоящим Signify заявляет, что радиоустройства типа «умные лампы» соответствуют Директиве 2014/53/ЕС (RED). Полный текст декларации о соответствии ЕС доступен по следующему интернет-адресу: www.lighting.philips.com/consumer.
Wi-Fi®, логотип Wi-Fi, логотип Wi-Fi CERTIFIED являются зарегистрированными товарными знаками Wi-Fi Alliance.
Wi-Fi CERTIFIED™ и WPA2™, WPA3™ являются зарегистрированными товарными знаками Wi-Fi Alliance.
Словесный знак и логотипы Bluetooth® являются зарегистрированными товарными знаками, принадлежащими Bluetooth SIG, Inc.
Amazon, Alexa и все связанные логотипы являются товарными знаками Amazon.com, Inc.,или аффилированных компаний.
Google, Google Play и логотип Google Play являются товарными знаками Google LLC.
Логотип Apple и Siri являются зарегистрированными товарными знаками Apple Inc.
Любое использование таких знаков компанией Signify осуществляется по лицензии.
Прочие товарные знаки и торговые названия являются собственностью соответствующих владельцев.

UA

Етапи установки
Клемна колодка не входить у комплект. Монтаж має здійснювати кваліфікований фахівець.
Будь ласка, зверніться до посібника з інсталяції для отримання докладної інформації.
Відкрийте програму WiZ, щоб підключити пристрій.

Гарантія
Гарантія тільки при суворому дотриманні умов експлуатації. Для додаткової інформації, відвідайте наш веб-сайт: www.lighting.philips.com/consumer

Технічні характеристики бездротового підключення:
Смуга частот, що використовується для бездротового підключення: 2400–2483,5 МГц
Максимальна потужність передавання:
Wi-Fi: максимум 20 дБм
Bluetooth: максимум 10 дБм
Продукти не можна використовувати з регуляторами яскравості, які використовуються з програмою WiZ для регулювання яскравості.
Функції вмикання/вимикання доступні без підключення Wi-Fi.
Цим Signify заявляє, що радіообладнання типу розумні лампи відповідає Директиві 2014/53/ЄС (RED). Повний текст декларації відповідності ЄС доступний за наступною інтернет-адресою: www.lighting.philips.com/consumer.
Wi-Fi®, логотип Wi-Fi і логотип Wi-Fi CERTIFIED є зареєстрованими торговельними марками Wi-Fi Alliance.
Wi-Fi CERTIFIED™, WPA2™, WPA3™ є торговельними марками Wi-Fi Alliance.
Слово Bluetooth® і логотипи є зареєстрованими торговельними марками, що належать Bluetooth SIG, Inc.
Amazon, Alexa та всі пов'язані логотипи є торговельними марками Amazon.com, Inc. або її афілійованих компаній.
Google, Google Play і логотип Google Play є торговельними марками Google LLC.
Логотип Apple і Siri є зареєстрованими торговельними марками Apple Inc.
Будь-яке використання таких торгівельних марок регулюється ліцензією Signify.
Інші торгівельні марки та знаки є власністю відповідних компаній.

UK PSTI Statement of Compliance
a. WiZ / Philips product(s) contained in the box.
b. Manufacturer Name & Address:
Signify I.B.R.S./C.C.R.L /Numéro 1046 I : 5600 VB Eindhoven, the Netherlands
Authorized Representative Name & Address:
Signify Commercial UK Limited; Unit 2, Guildford Business Park, Guildford, Surrey, GU2 8XG, UK
c. This statement of compliance is issued under the sole responsibility of the manufacturer: Signify
d. The product(s) described above is(are) in conformity with the applicable security requirements in Schedule 1 of the Product Security and Telecommunications Infrastructure (Security Requirements for Relevant Connectable Products) Regulations 2023 (PSTI).
e. Defined support period: 5 years,
f. Signed for and on behalf of Signify:
Robert Sprott; Compliance Manager UK&I
g. Guildford UK; 29-Apr-2024

PHILIPS

Connected by WiZ

Dimmer switch user manual

Philips and the Philips Shield Emblem are registered trademarks of Koninklijke Philips N.V. and are used under license

3241 664 12801

©2026 Signify Holding

signify

9290048075

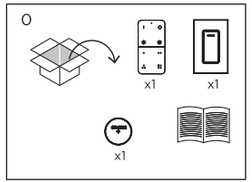

9290048077

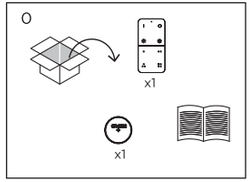

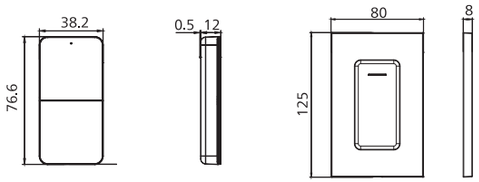

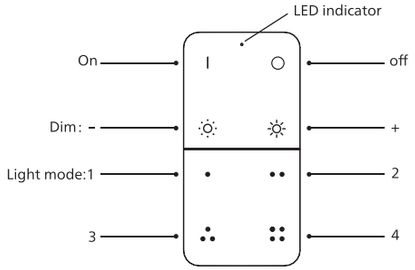

EN LED indicator/On/Off/Dim/Light modes
DE LED-Anzeige/On/Off/Abdunkeln/Lichtmodi
ES Indicador LED/encender/apagar/Atenuar/Modos de luz
FR Voyant à LED/allumer/éteindre,/Luminosité/Modes lumineux
IT Indicatore LED ad alta potenza/accendere/spegnere,/Oscurare/Modalità luce
PT Indicador LED/ ligar/desligar,/Escurecer/Modos de luz
DA LED indikator/Til/Fra/Dæmpning/Belysningstilstande
NL LED-indicatielamp/Aan/Uit/Dimmen/Lichtinstellingen
CS LED indikátor/Zap,/Vyp,/Ztlumit/Světelné režimy
FI LED-ilmaisin/Käytössä/Pois/Himmennys/Valaisutilat
BG LED индикатор/Вкл,/Изкл,/Приглушаване/Светлинни режими
HR LED indikator/Uključeno/Isključeno/Prigušeno/Načini osvjetljenja
ET LED indikaator/Sisse/Välja/Hämar/Valgusrežiimid
EL Ένδειξη LED/Ενεργοποίηση/Απενεργοποίηση/Ρύθμιση της έντασης/Λειτουργίες φωτισμού
HU LED-es jelzőfény/Bekapcsolás/Kikapcsolás/Szabályozható/Világítási módok
LV LED indikators/Ieslēgt/Izslēgt/Aptumšot/Gaismas režīmi
LT LED indikatorius/Įjungti/Išjungti/Pritemdymas/Apšvietimo režimai
NO LED-indikator/På/Av/Dimme/Lysmoduser
PL Wskaźnik LED/Włącz/Wyłącz/przygaszać/Tryby oświetlenia
RO Indicator LED/Pornit/Oprit/Reducere intensitate/Moduri de iluminat
SK LED indikátor/Zapnuté/Vypnuté/Stlmenie/Svetelné režimy
SL LED indikator/Vklopljeno/Izključeno/Zatemnitev/Svetlobni načini
SV LED-indikator/På/Av/Dimra/Ljuslägen
TR LED göstergesi/Açık/Kapalı/Karartma/Işık modları
MK LED индикатор/На/Исклучено/Затемни/Режими на светлина
SR LED indikator/Na/Isključeno/Prigуši/Režimi svetla
SQ Treguesi LED/Aktiv/Joaktiv/Errësoni/Modalitetet e dritave
RU Светодиодный индикатор/Включить/Выключить/Регулирование яркости/Режимы освещения
UA Світлодіодний індикатор/Увімк./Вимк./Регулювання яскравості/Режими освітлення

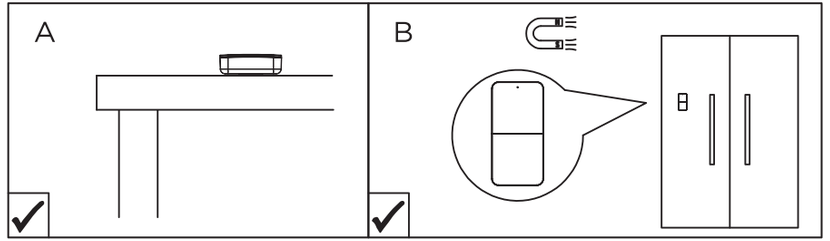

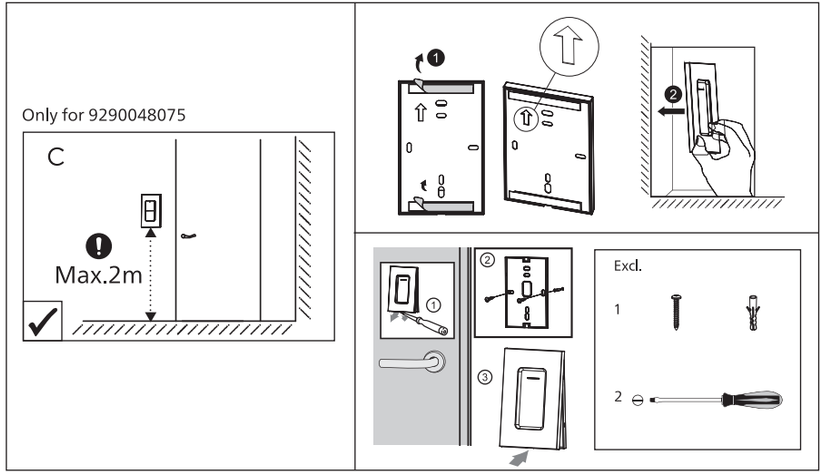
Only for 9290048075
C
Max.2m
Excl.
1
2

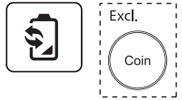
Excl.
Coin

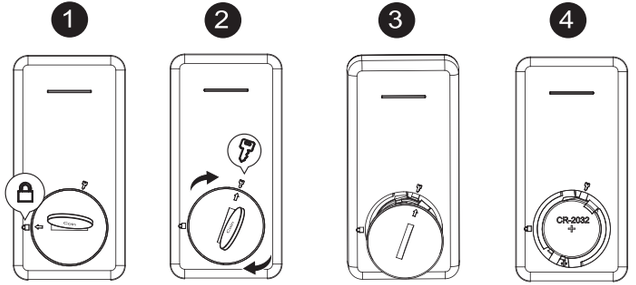
1
2
3
4
CR-2032



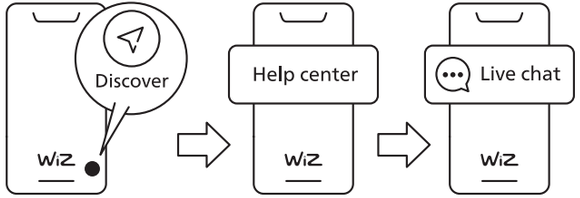
Discover
Help center
Live chat
WiZ
WiZ
WiZ

PHILIPS

Connected by WiZ

Dimmer switch user manual

3241 664 02622

©2026 Signify Holding

Philips and the Philips Shield Emblem are registered trademarks of Koninklijke Philips N.V. and are used under license

signify

What is de function?

De smart dimmer maakt rechtstreekse bediening mogelijk van je WiZ-lampen, zonder je wifirouter te gebruiken.
Het bedieningsbereik bedraagt ongeveer 15 meter in een normale binnenomgeving met scheidingswanden en muren, Zonder voorwerpen of obstakels tussen de afstandsbediening en de lamp kan deze afstand nog veel hoger zijn, De exacte afstand hangt af van de omliggende omgeving, aangezien obstakels het signaal kunnen verzwakken,
Alleen compatibel met Philips Smart Lighting en Connected by WiZ producten, die via Bluetooth kunnen worden verbonden,

Belangrijke informatie

- Alleen voor binnengebruik, Probeer het product niet open te maken of te repareren (met uitzondering van het vervangen van batterijen),
- Uitsluitend bewaren op droge locaties,
- Alleen te gebruiken met de gespecificeerde batterijen; gebruik geen oplaadbare batterijen; gebruik geen batterijen van verschillende merken of oude en nieuwe batterijen door elkaar; vervang lege batterijen tijdig,
- Deze smart dimmer is geen speelgoed,
- Houd het product uit de buurt van water en warmtebronnen,

Veiligheidsinstructies voor producten met (oplaadbare) batterijen:
Laad de 'oplaadbare' batterijen een voor een, 3 batterijen op om de levensduur van het product te waarborgen, Batterijen moeten door een volwassene worden geplaatst, Gebruik nooit verschillende soorten batterijen en gebruik nieuwe en oplaadbare batterijen nooit door elkaar, Batterijen moeten met de juiste polariteit worden geplaatst, De voedingsaansluitingen mogen niet worden kortgesloten, Lege batterijen moeten uit het product worden verwijderd, Verwijder de batterijen als het apparaat gedurende langere tijd niet wordt gebruikt, Haal oplaadbare batterijen uit het product voordat ze deze opladen, indien van toepassing, Opladen van oplaadbare batterijen uitsluitend onder toezicht van een volwassene, Niet-oplaadbare batterijen mogen niet worden opgeladen, Explosiegevaar wanneer de batterij wordt vervangen door een verkeerd type, Het vervangen van een batterij door een verkeerd type, waardoor een veiligheidsmaatregel wordt omzeild (bijvoorbeeld bij bepaalde soorten lithiumbatterijen); het weggooien van een batterij in vuur of een hete oven, of het mechanisch verpletteren of doorsnijden van een batterij, wat kan leiden tot een explosie; het achterlaten van een batterij in een omgeving met extreem hoge temperaturen, wat kan leiden tot een explosie of het lekken van brandbare vloeistoffen of gassen; een batterij die wordt blootgesteld aan extreem lage luchtdruk, wat kan leiden tot een explosie of het lekken van brandbare vloeistoffen of gassen,
WAARSCHUWINGEN EN VOORZORGSMAATREGELEN voor producten die gebruikmaken van knoopcelbatterijenHoud nieuwe en gebruikte batterijen buiten het bereik van kinderen, Als de toegang tot het batterijvak niet goed sluit, kan dit binnen twee uur ernstige inwendige brandwonden veroorzaken die dodelijk kunnen zijn, Als je vermoedt dat batterijen zijn ingeslikt of in lichaamsopeningen zijn gestopt, raak dan onmiddellijk medische hulp aan, Het batterijcompartiment met veilig sluit, stop dan met het product te gebruiken en houd het buiten het zicht en handbereik van kinderen, WAARSCHUWING! Slik de batterij niet in – gevaar op chemische brandwonden,
Waarschuwing, Dit product bevat kleine magneten, Negeren die worden doorgeslikt, kunnen samenklonteren in de darmen en ernstig letsel veroorzaken, Zoek onmiddellijk medische hulp als er een magneet is doorgeslikt,

Verklaring van symbolen

Houd rekening met het lokale systeem voor afvalscheiding en -inzameling wanneer u elektrische en elektronische producten of verpakkingen weggooit, Neem de lokale regelgeving in acht en gooi je oude producten en verpakkingen niet weg met het normale huishoudelijke afval, Het correct wegwerpen van de verpakking, het product en/of batterijen helpt mogelijke negatieve gevolgen voor het milieu en de menselijke gezondheid te voorkomen, Batterijen moeten gescheiden van huishoudelijke afvalstromen worden ingeleverd bij speciale inzamelpunten, Wanneer je een product weggooit met batterijen die niet door de gebruiker kunnen worden vervangen, moeten die batterijen door een professional worden verwijderd,

Alleen voor gebruik binnenshuis

Frequentiebereik draadloze RF-modus: 2400 - 2483,5 MHz
Maximaal uitgezonden vermogen: 10 dBM

Signify verklaart hierbij dat de radioapparatuur van het type smart dimmer voldoet aan Richtlijn 2014/53/EU, De volledige tekst van de Europese conformiteitsverklaring is beschikbaar op de volgende internetpagina: www.lighting.philips.com/consumer,

Kunststof

Langattoman käytön radiotaajuusalue: 2 400–2 483,5 MHz
Enimmäislähetysteho: 10 dBm

Signify vakuuttaa täten, että langaton radiolaitetyyppi "älykäs himmennin" on direktiivin 2014/53/EU mukainen, EU-vaatimustenmukaisuusvakuutuksen koko teksti on saatavilla seuraavasta Internet-osoitteesta: www.lighting.philips.com/consumer,

Kattolamppu

Frekvenser för trådlös RF-modul: 2400 – 2483,5 MHz
Högsta utstrålade effekt: 10 dBm

Härmed intygar Signify att radioutrustningstypen med smart dimmer överensstämmer med direktiv 2014/53/EU, Den fullständiga texten till EU-försäkran om överensstämmelse finns på följande internetadress: www.philips.com/lighting,

Product | Smart dimmer
Reference | 9290048075, 9290048077
Location | For indoor use
Ambient temperature | -10 °C – +45 °C
Battery type | CR2032 3,0VDC

What does it do?

The smart dimmer switch enables a direct control of your WiZ Lights, without going through your WiFi router,
The control range is around 15 meters in a normal indoor environment with partitions and walls – it can even go up to way further with clear line of sight, The exact distance depends on the surrounding environment as obstacles may weaken the signal,
Compatible only with Philips Smart Lighting and Connected by WiZ, Bluetooth enabled products,

Important information

- For indoor use only, Do not try to open or repair it (except battery replacement),
- Store in dry location only,
- Use only with specified batteries; do not use rechargeable batteries; do not use different brand or new / old batteries together; replace the exhausted batteries in time,
- This smart dimmer switch is not a toy,
- Keep it away from water and heat source,

Safety Instructions for products using batteries/rechargeable batteries:
Charge 'rechargeable' batteries every 3 months to ensure lifetime of the product, Batteries should be installed by an adult, Different types of batteries and new and used batteries must not be mixed, Batteries are to be inserted with the correct polarity, The supply terminals must not be short-circuited, Discharged batteries must be removed from the product, Remove batteries when the product is not in use for some time, Remove rechargeable batteries from the product before being charged if applicable, Charge rechargeable batteries only under adult supervision, Non-rechargeable batteries must not be charged, Risk of explosion if the battery is replaced by an incorrect replacement,Replacement of a battery with an incorrect type that can defeat a safeguard (for example, in the case of some lithium battery types); disposal of a battery into fire or a hot oven, or mechanically crushing or cutting of a battery, that can result in an explosion; leaving a battery in an extremely high temperature surrounding environment that can result in an explosion or the leakage of flammable liquid or gas; a battery subjected to extremely low air pressure that may result in an explosion or the leakage of flammable liquid or gas,
WARNINGS AND CAUTIONS for products using coin/button batteries
Keep new and used batteries away from children, If the coin/button cell battery is swallowed, it can cause severe internal burns in just two hours and can lead to death, If you think that batteries might have been swallowed or placed inside any part of the body, seek immediate medical attention, If the battery compartment does not close securely, stop using the product and keep it away from children, CAUTION! Do not ingest battery – Chemical burn hazard,
Warning: This product contains small magnets, Swallowed magnets can stick together across intestines causing serious injuries, Seek immediate medical attention if magnet(s) are swallowed,

Symbols explanation

Please inform yourself about the local waste disposal, separation and collection system for electrical and electronic products and packaging, Please act according to your local rules and do not dispose your old product and packaging with your normal household waste, The correct disposal of the packaging, your product and/or batteries will help prevent potential negative consequences for the environment and human health, Batteries should be disposed separately from the municipal waste stream via designated collection facilities, When disposing a product that contains non-user replaceable batteries, the non-user replaceable batteries shall be removed by a professional,

Indoor use only

Wireless RF mode Frequency Range: 2400-2483,5 MHz
Maximum transmitted power: 10 dBm

Hereby, Signify declares that the radio equipment type smart dimmer switch is in compliance with the Radio Equipment Regulations 2017 (S.I, 2017/1206), The full text of the UK declaration of conformity is available at the following internet address: www.lighting.philips.com/consumer
Hereby, Signify declares that the radio equipment type smart dimmer switch is in compliance with Directive 2014/53/EU, The full text of the EU declaration of conformity is available at the following internet address: www.lighting.philips.com/consumer

Produit | Variateur intelligent
Référence | 9290048075, 9290048077
Emplacement | Usage intérieur uniquement
température ambiante | -10 °C – +45 °C
Type de piles | CR2032 3,0VDC

Fonction

Le variateur intelligent permet une commande directe de vos ampoules WiZ, sans passer par votre routeur WiFi,
La portée de commande est d'environ 15 mètres dans un environnement intérieur normal comportant partitions et murs, Elle peut être supérieure en champ libre, La distance exacte dépend de l'environnement ambiant, car des obstacles peuvent affaiblir le signal,
Compatible uniquement avec les produits d'éclairage connecté Philips et Connected by WiZ, compatibles Bluetooth,

Informations importantes

- Conçu pour un usage intérieur uniquement, N'essayez pas de l'ouvrir ou de le réparer (sauf pour remplacer les piles),
- Rangez-le uniquement dans un endroit sec,
- Utilisez uniquement les piles spécifiées ; n'utilisez pas de piles rechargeables ; ne combinez pas des piles de différentes marques et ne mélangez pas des piles neuves avec des piles usagées ; remplacez les piles vides sans tarder,
- Ce variateur n'est pas un jouet,
- Maintenez-la à distance des projections d'eau et des sources de chaleur,

Consignes de sécurité pour les produits qui utilisent des piles rechargeables :
Rechargez les piles « rechargeables » tous les 3 mois pour garantir la durée de vie du produit, Les piles doivent être installées par un adulte, Ne se deben mezclar diferentes tipos de pilas nuevas y usadas, Insérez les piles correctement, No se deben cortocircuitar los terminales de alimentación, Las baterías gastadas deben retirarse del producto, Quita las pilas cuando el producto no vaya a utilizarse durante un tiempo, Extrae las pilas recargables del producto antes de cargarlas, en caso de ser pertinente, Carga las pilas recargables solo bajo la supervisión de un adulto, No se deben cargar las pilas no recargables, Riesgo de explosión si la pila se sustituye por un ejemplo incorrecto, Reemplazo de una pila con un tipo incorrecto que puede vencer una protección (por ejemplo, en el caso de algunos tipos de pilas de litio); eliminación de una pila en el fuego o en un horno caliente, o trituración mecánica o corte de una pila, que puede provocar una explosión; dejar una pila en un entorno circundante a temperaturas extremadamente altas que puede provocar una explosión o la fuga de líquido o gas inflamable; una pila sometida a una presión de aire extremadamente baja que puede resultar en una explosión o la fuga de líquido o gas inflamable,
ADVERTENCIAS Y PRECAUCIONES para productos que utilizan pilas de moneda/botón Mantén las pilas nuevas y usadas lejos del alcance de los niños, Si se traga la pila de botón, se pueden sufrir quemaduras internas importantes en tan solo dos horas que podrían provocar la muerte, Si cree que las pilas pueden haber tragado o introducido las pilas en cualquier parte del cuerpo, busca atención médica inmediata, Si el compartimento para pilas no se cierra forma segura, deja de utilizar el producto y mantenlo fuera del alcance de los niños, PRECAUCIÓN, No ingerir la pila - Peligro de quemaduras químicas,
Advertencia, Este producto contiene imanes pequeños, Si se traga los imanes podrían adherirse en los intestinos y provocar lesiones graves, Busque atención médica de inmediato en caso de tragarse los imanes,

Explicación de los símbolos

Infórmese sobre el sistema local de eliminación, separación y recogida de residuos de productos y envases eléctricos y electrónicos, Actúe de acuerdo con las normas locales y no tire el producto antiguo y el embalaje con la basura doméstica normal, La eliminación correcta del embalaje, de su producto y/o de las pilas contribuirá a evitar posibles consecuencias negativas para el medio ambiente y la salud humana, Las pilas deben eliminarse por separado del flujo de residuos municipales en los instalaciones de recogida designadas, Cuando desechе un producto que contenga pilas no sustituibles por el usuario, un profesional deberá retirar las pilas no sustituibles por el usuario,

Solo para uso en interior

Banda de frecuencia de modo RF inalámbrico: 2400 – 2483,5 MHz
Potencia máxima transmitida: 10 dBm

Por la presente, Signify declara que el interruptor inalámbrico de variador inteligente del tipo de equipo de radio cumple con la directiva 2014/53/UE, El texto completo de la declaración de conformidad de la UE está disponible en la siguiente dirección de Internet: www.lighting.philips.com/consumer,

Produto | Regulador inteligente
Referência | 9290048075, 9290048077
Localização | Para uso em interiores
Temperatura ambiente | -10 °C – +45 °C
Tipo de bateria | CR2032 3,0VDC

Qué é a sua função?

O regulador inteligente permite o controlo direto das luzes WiZ, sem passar pelo seu router Wi-Fi,
O alcance de controlo é de cerca de 15 metros em ambiente interior normal com partições e paredes – pode até aumentar se existir uma linha de visão desimpedida, A distância exacta depende do ambiente circundante, uma vez que os obstáculos podem enfraquecer o sinal,
Compatível apenas com os produtos de iluminação inteligente Philips e Connected by WiZ, com Bluetooth,

Informações importantes

- Apenas para utilização em interiores, Não tente abrir nem reparar (exceto para substituir as baterias),
- Armazenar apenas em locais secos,
- Utilize apenas com as baterias especificadas, Não utilize baterias recarregáveis, Não utilize baterias de marca diferente ou baterias novas em conjunto com baterias velhas, Substitua as baterias gastas atempadamente,
- Este regulador inteligente não é uma brinquedo,
- Mantenha-o afastado da água e de fontes de calor,

Instruções de segurança para produtos com pilhas/pilhas recarregáveis:
Carregue as pilhas "recarregáveis" a cada 3 meses para assegurar a vida útil do produto, As pilhas devem ser instaladas por um adulto, Os diferentes tipos de pilhas e de pilhas novas e usadas não devem ser misturados, As pilhas têm de ser inseridas com a polaridade correta, Os terminais de alimentação não devem ser sujeitos a curto-circuito, As pilhas gastas devem ser retiradas do produto, Remova as pilhas quando o produto não tiver sido utilizado há algum tempo, Se aplicável, remova as pilhas recarregáveis do produto antes de as carregar, Carregue as pilhas recarregáveis apenas sob a supervisão de um adulto, As pilhas não recarregáveis não devem ser carregadas, Risco de explosão se a pilha for substituída por uma pilha incorreta, A substituição de uma pilha por um tipo incorreto que pode anular uma medida de segurança (por exemplo, no caso de alguns tipos de pilhas de lítio); a eliminação de uma pilha no fogo ou num forno quente, ou esmagamento ou corte mecânico de uma pilha, que pode resultar numa explosão; deixar uma pilha num ambiente com uma temperatura extremamente alta que pode resultar numa explosão ou fuga de líquido ou gás inflamável; uma pilha submetida a pressão atmosférica extremamente baixa, o que pode resultar numa explosão ou fuga de líquido ou gás inflamável,
AVISOS E PRECAUÇÕES para produtos que utilizam pilhas tipo moeda/botão: mantenha as pilhas novas e usadas longe do alcance de crianças, Se a pilha tipo moeda/botão for engolida, poderá causar queimaduras internas graves em apenas duas horas e pode levar a morte, Se suspeitar que as pilhas foram engolidas ou colocadas dentro de qualquer parte do corpo, procure imediatamente ajuda médica, Se o compartimento das pilhas não fechar adequadamente, interrompa a utilização do produto e mantenha-o afastado de crianças, ATENÇÃO! Não ingerir a pilha: perigo de queimadura química,
Aviso, Este produto contém pequenos ímanes, Se os ímanes forem engolidos podem colar-se uns aos outros nos intestinos e causar ferimentos graves, Procure assistência médica imediata se os ímanes forem engolidos,

Explicação dos símbolos

Veuillez vous informer sur le système de collecte local, et sur la procédure de tri et de collecte des produits électriques et électroniques, et des emballages, Veuillez suivre la réglementation locale, et ne jetez pas votre ancien produit et son emballage avec les ordures ménagères, En jetant correctement votre produit, vous mettez au rebut votre produit et/ou les piles, vous contribuez à respecter l'environnement et la santé des personnes, Les piles ne doivent pas être mêlées aux ordures ordinaires, mais jetées sur des sites séparés dans des points de collecte, Lorsque vous mettez au rebut un produit contenant des piles non remplaçables, celles-ci doivent être retirées par un professionnel,

Usage intérieur uniquement

Plage de fréquences du mode RF sans fil : 2 400 – 2 483,5 MHz
Puissance de transmission maximale : 10 dBm

Par la présente, Signify déclare que l'équipement radio de type variateur intelligent répond à la directive 2014/53/UE, Le texte intégral de la déclaration UE de conformité est disponible à l'adresse internet suivante : www.philips.com/lighting,



Points de collecte sur www.quefairedesmesdechets.fr

Produkt | Intelligenter Dimmerschalter
Referenz | 9290048075, 9290048077
Ort | Für den Innenbereich
Umgebungstemperatur | -10 °C bis +45 °C
Typ Akku | CR2032 3,0VDC

Was ermöglicht diese Fernbedienung?

Der intelligente Dimmerschalter ermöglicht eine direkte Steuerung Ihrer WiZ-Lampen ohne Nutzung Ihres WLAN-Routers,
Der maximale Steuerungsbereich beträgt in einem normalen Innenraum mit Trennwänden und Wänden etwa 15 Meter – ohne Hindernisse ist er möglicherweise noch größer, Die genaue Distanz ist von der Umgebung abhängig, da Hindernisse das Signal schwächen können,
Kompatibel nur mit Bluetooth-fähigen Produkten von Philips Smart Lighting und Connected by WiZ,

Wichtige Informationen

- Nur für den Innenbereich, Versuchen Sie nicht, das Produkt zu öffnen oder zu reparieren (außer Batteriewechsel),
- An einem trockenen Ort lagern,
- Nur mit der angegebenen Art Batterien verwenden, Verwenden Sie keine wiederaufladbaren Akkus, keine Batterien verschiedener Marken oder neue und alte Batterien zusammen, Ersetzen Sie die verbrauchten Batterien rechtzeitig,
- Dieser intelligente Dimmerschalter ist kein Spielzeug,
- Nicht in die Nähe von Wasser und Wärmequellen legen,

Sicherheitshinweise für Produkte mit Batterien/Akkus:
Wiederaufladbare Akkus alle 3 Monate aufladen, um eine optimale Nutzlebensdauer des Produkts sicherzustellen, Batterien sollten von einem Erwachsenen eingesetzt werden, Verschiedene Akku-/Batterietypen sowie neue und gebrauchte Akkus/Batterien dürfen nicht gemischt werden, Batterien müssen in der angegebenen Polarität eingesetzt werden, Die Versorgungsklemmen dürfen nicht kurzgeschlossen werden, Leere Batterien müssen vor der Entsorgung des Produkts entfernt werden, Batterien herausnehmen, wenn das Produkt längere Zeit nicht benutzt wird, Gegebenenfalls Akkus aus dem Produkt nehmen, bevor sie aufgeladen werden, Akkus dürfen ausschließlich unter der Aufsicht eines Erwachsenen aufgeladen werden, Nicht wiederaufladbare Batterien dürfen nicht aufgeladen werden, Explosionsgefahr, wenn die Batterie durch einen falschen Batterietyp ersetzt wird, der Ausfälle von Sicherheitsmaßnahmen begünstigen kann (zum Beispiel bei bestimmten Lithium-Batterietypen), Auch die Entsorgung einer Batterie in Feuer oder einen heißen Ofen sowie das mechanische Zerdrücken oder Zerschneiden einer Batterie kann zu einer Explosion führen, Wird eine Batterie in einer Umgebung mit extrem hoher Temperatur gelagert, kann das ebenfalls zu einer Explosion oder zum Austritt entzündlicher Flüssigkeiten oder Gase führen, Wird eine Batterie einem niedrigem Luftdruck ausgesetzt, kann auch das eine Explosion oder den Austritt entzündlicher Flüssigkeiten oder Gase verursachen,
"WARN- UND SICHERHEITSHINWEISE für Produkte mit Knopfzellen Neue und gebrauchte Batterien von Kindern fernhalten, Bei Verschlucken einer Knopfzelle kann es bereits innerhalb von zwei Stunden zu schweren inneren Verätzungen kommen, die zum Tod führen können, Umgehend einen Arzt aufsuchen, wenn Batterien verschluckt oder in einen Teil des Körpers gesteckt worden sein könnten, Das Produkt nicht weiterverwenden und von Kindern fernhalten, wenn sich das Batteriefach nicht sicher schließen lässt, ACHTUNG! Batterie nicht verschlucken – Verätzungsgefahr,
Warnhinweis, Dieses Produkt enthält kleine Magnete, Verschluckte Magnete können im Darm zusammenklumpen und schwere Verletzungen verursachen, Sofort einen Arzt aufsuchen, wenn Magnete verschluckt worden sind,

Erklärung der Symbole

Bitte erkundige Dich nach dem örtlichen Entsorgungs-, Trenn- und Sammelsystem für elektrische und elektronische Produkte und Verpackungen, Richte Dich bitte nach den geltenden Vorschriften in Deinem Land und entsorge Deine Altgeräte nicht über Deinen Haushaltsabfall, Durch die korrekte Entsorgung der Verpackung, Deines Produkts und/oder der Batterien/Akkus werden Umwelt und Menschen vor möglichen negativen Folgen geschützt, Batterien/Akkus müssen separat vom städtischen Abfallsystem über dafür vorgesehene Sammelstellen entsorgt werden, Bei der Entsorgung eines Produkts, das nicht vom Benutzer austauschbare Batterien/Akkus enthält, sollten die nicht vom Benutzer austauschbaren Batterien/Akkus von einer fachkundigen Person entfernt werden, Weitere Informationen über die Entsorgung Ihres Produktes und der Batterien finden Sie unter www.signify.com/de-de/sustainability,

Nur für den Innenbereich

Frequenzbereich des Drahtlos-Funkmodus, 2400 - 2483,5 MHz
Maximale übertragene Leistung: 10 dBm

Hiermit erklärt Signify, dass die Funkanlage vom Typ intelligenter Dimmerschalter der Richtlinie 2014/53/EU entspricht, Der vollständige Text der EU-Konformitätserklärung ist unter folgender Internetadresse abrufbar: www.lighting.philips.com/consumer,

Produkt | Intelligenter Dimmschalter
Referenz | 9290048075, 9290048077
Ort | Für den Innenbereich
Umgebungstemperatur | -10 °C bis +45 °C
Typ Akku | CR2032 3,0VDC

Cosa fa?

Il dimmer intelligente assicura un controllo diretto sulle luci WiZ senza bisogno di usare un router Wi-Fi,
La portata operativa è di circa 15 metri in un normale ambiente interno con divisori e pareti e può aumentare in assenza di ostacoli, La distanza esatta dipende dall'ambiente circostante, In presenza di ostacoli, ad esempio, il segnale può risultare indebolito,
Compatibile solo con i prodotti Philips Smart Lighting e Connected by WiZ dotati di Bluetooth,

Informazioni importanti

- Solo per l'uso in ambienti interni, Non tentare di aprire o riparare (è solo consentito sostituire la batteria),
- Conservare solo in un ambiente asciutto,
- Utilizzare solo batterie come indicate, non utilizzare batterie ricaricabili, non utilizzare insieme batterie vecchie e nuove o batterie di marchi diversi, sostituire le batterie esaurite in tempo,
- Questo dimmer intelligente non è un giocattolo,
- Tenere lontano da acqua e fonti di calore,

Istruzioni di sicurezza per i prodotti che utilizzano batterie o batterie ricaricabili:
Caricare le batterie "ricaricabili" ogni 3 mesi per garantire la durata del prodotto, La batterie devono essere installate da un adulto, Non mescolare tipi diversi di batterie o batterie nuove e usate, Inserire le batterie con la polarità corretta, Non cortocircuitare i terminali di alimentazione, Le batterie scariche devono essere rimosse dal prodotto, Rimuovere le batterie quando il prodotto non viene utilizzato per un certo periodo, Le batterie vanno rimosse prima di essere caricate, se applicabile, Caricare le batterie ricaricabili solo sotto la supervisione di un adulto, Non ricaricare batterie non ricaricabili, Rischio di esplosione se la batteria viene sostituita con una non corretta, sostituzione di una batteria con un tipo non corretto che può eludere un dispositivo di sicurezza (ad esempio, nel caso di alcuni tipi di batterie al litio); smaltimento della batteria nel fuoco o in forno caldo, oppure schiacciamento o taglio meccanico di una batteria, che possono provocare un'esplosione; conservazione di una batteria in un ambiente a temperature estremamente elevate che possono provocare esplosioni o la fuoriuscita di liquido o gas infiammabile; una batteria sottoposta alla bassa pressione dell'aria estremamente elevata che può provocare esplosioni o la fuoriuscita di liquido o gas infiammabili,
AVVERTENZE E PRECAUZIONI per i prodotti che utilizzano batterie a bottone/a moneta: tenere le batterie nuove e usate lontano dalla portata dei bambini, L'ingestione di una batteria a bottone può causare gravi ustioni interne in sole due ore e può portare al decesso, Rivolgersi immediatamente a un medico se si sospetta che le batterie siano state ingerite o inserite in un qualsiasi orifizio, Se il vano batteria non si chiude correttamente, interrompere l'utilizzo del prodotto e conservarlo lontano dalla portata dei bambini, ATTENZIONE! Non ingerire la batteria, Rischio di ustione chimica,
Avvertenza, Questo prodotto contiene magneti di piccole dimensioni, Se ingeriti, potrebbero aderire all'intestino causando gravi lesioni, In caso di ingestione, contattare immediatamente un medico,

Spiegazione dei simboli

Si prega di informarsi sul sistema locale di smaltimento, separazione e raccolta dei rifiuti per prodotti elettrici ed elettronici e imballaggi, Si prega di agire secondo le regole locali e di non smaltire i vecchi prodotti e l'imballaggio con i normali rifiuti domestici, Il corretto smaltimento dell'imballaggio, del prodotto e/o delle batterie aiuterà a prevenire conseguenze negative per l'ambiente e la salute umana, Le batterie dovrebbero essere smaltite separatamente dal flusso di rifiuti urbani tramite gli appositi punti di raccolta designati, Quando si smaltisce un prodotto che contiene batterie non sostituibili dall'utente, le batterie non sostituibili dall'utente devono essere rimosse da un professionista,

Solo per l'uso in ambienti interni

Intervallo di frequenza in modalità RF wireless: 2,400 - 2,483,5 MHz
Potenza massima trasmessa: 10 dBm

Con la presente, Signify dichiara che il tipo di apparecchiatura radio dimmer intelligente è conforme alla direttiva 2014/53/UE, Il testo completo della dichiarazione di conformità UE è disponibile al seguente indirizzo Internet: www.lighting.philips.com/consumer,

Produkt | Smart dimmerströmbrytare
Referens | 9290048075, 9290048077
Plats | För inomhusbruk
Omgivningstemperatur | -10 °C – +45 °C
Typ batteri | CR2032 3,0VDC

Vad gör den?

Med den smarta dimmerströmbrytaren kan du styra WiZ-lamporna direkt utan att behöva gå via Wi-Fi-routern,
Kontrollområdet är cirka 15 meter i ett vanligt inomhusmiljö med avdelare och väggar, men det kan vara ännu längre med en klar siktlinje, Det exakta avståndet beror på den omgivande miljön som hinder kan försvaga signalen,
Endast kompatibel med smart belysning från Philips och Connected by WiZ med Bluetooth-aktiverade produkter,

Viktig information

- Endast för inomhusbruk, Försök inte öppna eller reparera den (förutom att byta batterier),
- Förvaras endast på torr plats,
- Använd endast med angivet batteri, Använd inte uppladdningsbara batterier, Använd inte batterier från olika märken eller nya/gamla batterier tillsammans, Byt ut förbrukade batterier i god tid,
- Smarta dimmerströmbrytare är inte en leksak,
- Håll den borta från vatten- och värmekällor,

Säkerhetsanvisningar för produkter med batterier/laddningsbara batterier:
Ladda de laddningsbara batterierna var tredje månad för att säkerställa produktens livslängd, Batterierna måste installeras av en vuxen person, Blanda aldrig olika slags batterier eller nya och använda batterier, Sätt in batterierna med rätt polaritet, Matningsterminalerna får inte kortslutas, Urladdade batterier måste avlägsnas från produkten, Avlägsna batterier när produkten inte används på ett tag, Ta ut eventuella laddningsbara batterier ur produkten innan de laddas, Laddningsbara batterier får bara laddas under tillsyn av en vuxen, Ladda aldrig batterier som inte är laddningsbara, Risk för explosion om batteriet byts ut mot fel typ av batteri, Byte av ett batteri av fel typ som kan förebygga en säkerhet (till exempel vissa litiumbatterityper), Kassering av ett batteri genom upplevning eller i varm ugn, eller med mekanisk krossning eller skärning av ett batteri, kan leda till en explosion, Förvaring av ett batteri i en omgivning med extremt hög temperatur, kan leda till explosion eller läckage av brandfarlig vätska eller gas, Ett batteri som utsätts för extremt lågt lufttryck kan leda till explosion eller läckage av brandfarlig vätska eller gas,

Produkt | Intelligent lysdämperkontakt
Referens | 9290048075, 9290048077
Lokalisering | Endast för inomhusbruk
Driftstemperatur | -10 °C – +45 °C
Batterityp | CR2032 3,0VDC

Hvad gør den?

Den intelligente lysdæmperkontakt giver dig direkte kontrol over dine WiZ-lyskilder uden at skulle gå via din Wi-Fi-router,
Kontrolrækkevidden er ca, 15 meter i almindelige indendørs omgivelser med rumindeling og vægge, Rækkevidden kan være langt større ved udsigt sigtelinje, Den præcise afstand afhænger af omgivelserne, eftersom forhindringer kan svække signalet,
Kun kompatibel med Philips smart belysning og Tilsluttet via WiZ, Bluetooth-aktiverede produkter,

Vigtige oplysninger

- Kun til indendørs brug, Forsøg ikke at åbne eller reparere produktet (undtagen udskiftning af batterier),
- Opbevares kun i tørre omgivelser,
- Må kun bruges med de angivne batterier; brug ikke genopladelige batterier; brug ikke batterier af forskellige mærker eller nye og gamle batterier sammen; udskift opbrugte batterier i tide,
- Denne intelligente lysdæmperkontakt er ikke legetøj,
- Hold den væk fra vand og varmekilder,

Sikkerhedsinstruktioner for produkter, der bruger engangsbatterier eller genopladelige batterier:
Oplad "genopladelige" batterier hver tredje måned for at optimere produktets levetid, Batterierne må kun isættes og udskiftes af en voksen, Forskellige typer batterier og nye og brugte batterier må ikke blandes, Batterierne skal vendes korrekt (med korrekt polaritet), når de isættes, Strømforsyningsterminalerne må ikke kortsluttes, Fjern batterierne, når produktet ikke skal tages ud af produktet, Batterierne skal tages ud, hvis produktet ikke skal bruges i et stykke tid, Fjern genopladelige batterier fra produktet, inden det oplades, hvis det er relevant, Genopladelige batterier må kun oplades under opsyn af en voksen, Engangsbatterier må ikke oplades, Der er eksplosionsfare, hvis batteriet udskiftes med et forkert type, Udskiftning af batteriet med en forkert type, som kan omgå en sikkerhedsforanstaltning (f.eks, for visse litiumbatterityper); bortskaffelse af et batteri i ild eller en varm ovn, eller mekanisk knusning eller skæring af et batteri, som kan medføre en eksplosion; opbevaring af et batteri i omgivelser med ekstremt høje temperaturer, som kan medføre en eksplosion eller lækage af brandfarlig væske eller gas; udsættelse af et batteri for ekstremt lavt lufttryk, som kan medføre en eksplosion eller lækage af brandfarlig væske eller gas,
ADVARSLER OG FORHOLDSREGLER for produkter, der bruger knapcellebatterier, Opbevar nye og brugte batterier utilgængeligt for børn, Hvis knapcellebatteriet sluges, kan det medføre alvorlige indvendige ætsninger inden for blot to timer og medføre dødsfald, Hvis du tror, at et batteri er blevet slugt eller indført i en del af kroppen, skal der øjeblikkelig søges lægehjælp, Hvis batterirummet ikke kan lukkes korrekt, må produktet ikke længere bruges, og det skal opbevares utilgængeligt for børn,
FORSIGTIG! Batteriet må ikke spises – Fare for ætsning,
Advarsel, Dette produkt indeholder små magneter, Slugte magneter kan klæbe sammen tværs af tarmene og forårsage alvorlige skader, Søg omgående lægehjælp, hvis magnet(er) sluges,

Symbolforklaring

Vend dig altid til din lokale affaldshåndtering-, separerings- og indsamlingssystemet for elektriske og elektroniske produkter og emballage, Opstil i henhold til lokale regler og ikke kast dit gamle produkt og emballagen sammen med vanlig husholdningsaffald, Riktig avhending av emballasjen, produktet og/eller batterier vil bidra til å forhindre potensielle skadelige følger for miljøet og menneskers helse, Batterier bør avhendes separat fra kommunalt avfall via anviste innsamlingssteder, Ved kassering av et produkt som inneholder batterier som ikke kan skiftes ut av brukeren, skal batteriene som ikke kan byttes av bruker fjernes av en fagperson,

Kun til innendørs bruk

Frekvensområde for trådløs RF-modus: 2400–2483,5 MHz
Maksimal overført effekt: 10 dBM

Signify erklærer herved at radioutstyret av typen "smart dimmerbryter" er i samsvar med direktiv 2014/53/EU, Den fullstendige teksten til EUs samsvarserklæring er tilgjengelig på følgende nettadresse: www.lighting.philips.com/consumer,

Kablosuz RF modu Frekans Aralığı: 2400-2483,5 MHz
Aktarılan maksimum güç: 10 dBm

Signify, radyo ekipmanı tipi akıllı kısma anahtarının 2014/53/AB Direktifi ile uyumlu olduğunu beyan eder, AB uygunluk beyanının tam metnine şu internet adresinden ulaşılabilir: www.lighting.philips.com/consumer,

Kablosuz ışıklandırma

Frekvenser for trådløs RF: 2400–2483,5 MHz
Maks. overført effekt: 10 dBm

Herved erklærer Signify at radioutstyrstypen med smart dimmerströmbrytare overensstemmer med direktiv 2014/53/EU, Den fullstendige teksten til EU-samsvarserklæringen er tilgjengelig på følgende internetadresse: www.philips.com/lighting,

Produkt | Dimmer intelligente
Riferimento | 9290048075, 9290048077
Posizione | Per l'uso in ambienti interni
Temperatura ambiente | -10 °C – +45 °C
Tipo di batteria | CR2032 3,0VDC

Cosa fa?

Il dimmer intelligente assicura un controllo diretto sulle luci WiZ senza bisogno di usare un router Wi-Fi,
La portata operativa è di circa 15 metri in un normale ambiente interno con divisori e pareti e può aumentare in assenza di ostacoli, La distanza esatta dipende dall'ambiente circostante, In presenza di ostacoli, ad esempio, il segnale può risultare indebolito,
Compatibile solo con i prodotti Philips Smart Lighting e Connected by WiZ dotati di Bluetooth,

Informazioni importanti

- Solo per l'uso in ambienti interni, Non tentare di aprire o riparare (è solo consentito sostituire la batteria),
- Conservare solo in un ambiente asciutto,
- Utilizzare solo batterie come indicate, non utilizzare batterie ricaricabili, non utilizzare insieme batterie vecchie e nuove o batterie di marchi diversi, sostituire le batterie esaurite in tempo,
- Questo dimmer intelligente non è un giocattolo,
- Tenere lontano da acqua e fonti di calore,

Istruzioni di sicurezza per i prodotti che utilizzano batterie o batterie ricaricabili:
Caricare le batterie "ricaricabili" ogni 3 mesi per garantire la durata del prodotto, La batterie devono essere installate da un adulto, Non mescolare tipi diversi di batterie o batterie nuove e usate, Inserire le batterie con la polarità corretta, Non cortocircuitare i terminali di alimentazione, Le batterie scariche devono essere rimosse dal prodotto, Rimuovere le batterie quando il prodotto non viene utilizzato per un certo periodo, Le batterie vanno rimosse prima di essere caricate, se applicabile, Caricare le batterie ricaricabili solo sotto la supervisione di un adulto, Non ricaricare batterie non ricaricabili, Rischio di esplosione se la batteria viene sostituita con una non corretta, sostituzione di una batteria con un tipo non corretto che può eludere un dispositivo di sicurezza (ad esempio, nel caso di alcuni tipi di batterie al litio); smaltimento della batteria nel fuoco o in forno caldo, oppure schiacciamento o taglio meccanico di una batteria, che possono provocare un'esplosione; conservazione di una batteria in un ambiente a temperature estremamente elevate che possono provocare esplosioni o la fuoriuscita di liquido o gas infiammabile; una batteria sottoposta alla bassa pressione dell'aria estremamente elevata che può provocare esplosioni o la fuoriuscita di liquido o gas infiammabili,
AVVERTENZE E PRECAUZIONI per i prodot

SK

Výrobok	Inteligentný stmievací spínač
Referenčné číslo	929004807S, 929004807
Umiestnenie	Na interiérové použitie
Teplota okolia	-10 °C – +45 °C
Typ batérie	CR2032 3,0VDC

Aká je jeho funkcia?

Inteligentný stmievací spínač umožňuje priame ovládanie svetiel WiZ bez nutnosti využívať smerovač Wi-Fi.
Otočení na kontrolu v rozsahu 15 metrov v normálnom interiérovom prostredí s prekážkami a stenami – môže byť aj väčší v prípade priameho vedenia na smartfóne. Presná vzdialenosť závisí od okolitého prostredia, pretože prekážky môžu signál oslabiť.
Kompatibilné iba s inteligentným osvetlením Philips a produktmi Connected by WiZ s podporou Bluetooth.

Dôležité informácie

- Len na interiérové použitie. Zariadenie sa nepokúšajte otvárať ani opravovať (s výnimkou výmeny batérie).
- Skladujte len na suchom mieste.
- Používajte iba s uvedenými batériami. Nepoužívajte nabíjateľné batérie. Nepoužívajte súčasne batérie rôznych značiek ani nové a staré batérie.
- Výbité batérie včas vymeňte.
- Tento inteligentný stmievací spínač nie je hračka.
- Držte ho v bezpečnej vzdialenosti od vody a zdrojov tepla.

Bezpečnostné pokyny týkajúce sa používateľov používajúcich batérie/nabíjateľné batérie:
„Nabíjateľné" batérie nabíjajte každé 3 mesiace, čím zabezpečíte dlhodobú životnosť produktu. Batérie by mala nainštalovať dospelá osoba. Ďržne typy batérií a nové a použité batérie sa nesmú miešať. Batérie vložte pri dodržaní správnej polarity. Napájacie svorky sa nesmú skratovať. Prázdne batérie sa musia z produktu vybrať. Keď sa produkt dlhší čas nepoužíva, vyberte z neho batérie. Pred nabíjaním odstráňte nabíjateľné batérie z produktu, ak je to možné. Nabíjateľné batérie nabíjajte výlučne pod dozorom plnoletej osoby. Batérie, ktoré nie sú nabíjateľné, sa nesmú nabíjať. Ak sa batérie vymenia za nesprávny náhradný typ, hrozí riziko výbuchu. Výmena batérie za nesprávny typ môže spôsobiť zýchanie bezpečnostného zabezpečenia (napríklad v prípade niektorých typov lítiových batérií). Vyhodnocovanie batérie do ohňa alebo horúcej rúry, alebo mechanické drvenie či rezanie batérie, čo



môže viesť k výbuchu; ponechanie batérie v prostredí s extrémne vysokou teplotou, čo môže viesť k výbuchu alebo úniku horľavej kvapaliny alebo plynu; batéria vystavená extrémne nízkemu tlaku vzduchu, čo môže viesť k výbuchu alebo úniku horľavej kvapaliny alebo plynu.
UPOZORNENIA – POZOR NEBEZPEČENSTVO výbuchu používajúcich gombíkové batérie Nové a použité batérie uchovávajte mimo dosahu detí. Ak dôjde k prehltnutiu batérie/gombíkovej batérie, môže už v priebehu dvoch hodín dôjsť k závažným vnútorným chemickým popáleninám, čo môže viesť k usmrteniu. Ak si myslíte, že mohlo dôjsť k prehltnutiu batérií alebo ich umiestneniu do ktorejkoľvek časti tela, okamžite vyhľadajte lekársku pomoc. Ak nie je možné priečinok na batérie bezpečne zavrieť, prestaňte výrobok používať a odložte ho mimo dosahu detí. Batérie/gombíkové batérie predstavujú nebezpečenstvo požitia, vdýchnutia alebo zavedenia do akejkoľvek telesnej dutiny – riziko chemického popálenia!
Upozornenie: Tento výrobok obsahuje permanentný magnet/y. Pri prehltnutí sa môžu magnety spojiť v črevách a spôsobiť vážne zranenia. V prípade prehltnutia magnetov okamžite vyhľadajte lekársku pomoc.

Vysvetlenie symbolov



Zistite si informácie o miestnej likvidácii odpadu, systéme separovaného zberu elektrických a elektronických výrobkov a obalov. Postupujte v súlade s miestnymi predpismi a nevyhadzujte staré výrobky do bežného komunálneho odpadu. Správna likvidácia produktov a batérií prispieva k zabráneniu pripadným nežiaducim vplyvom na životné prostredie a zdravie osôb. Batérie treba zlikvidovať samostatne v súlade s miestnymi predpismi a nevyhadzovať ich do zberných miest. Pri likvidácii výrobku obsahujúceho batérie, ktoré nemôže vyberať používateľ, musí vyber nevymeniteľných batérií vykonať odborný technik.



Len na interiérové použitie

Frekvenčný rozsah bezdrôtového RF režimu: 2 400 – 2 483,5 MHz
Maximálny prenášaný výkon: 10 dBm

Signify týmto vyhlasuje, že rádiové zariadenie typu inteligentný stmievací spínač je v súlade so smernicou 2014/53/EÚ. Úplné znenie vyhlásenia o zhode EÚ je k dispozícii na tejto internetovej adrese: www.lighting.philips.com/consumer.



Sám za batérie použitý

Otcer na frekvenciách na bezkinen PD rewim: 2400-2483,5 MHz
Maksimalna prenesena mokset: 10 dBm

Co oea, Signify vsiavya dea radjio-onperata od, tintor na tamentnet pnenyhen co potenuknentep e bo ceglasnot co Ajrdrektwata 2014/53/EV. Lknoohot texct na deklwaqiata na EV sa coobgrasot c dostaten na cnednata internet-tqdeca: www.lighting.philips.com/consumer.



Sám za batérie použitý

Frekvenčný rozsah bezdrôtového RF režimu: 2400-2483,5 MHz
Maximálna prenesená výkonnosť: 10 dBm

Týmto spoločnosť Signify vyhlasuje, že rádiové zariadenie typu inteligentný stmievací spínač je v súlade so smernicou 2014/53/EÚ. Úplné znenie vyhlásenia o zhode EÚ je k dispozícii na tejto internetovej adrese: www.lighting.philips.com/consumer.



Sám za batérie použitý

Otcer na frekvenciách na bezkinen PD rewim: 2400-2483,5 MHz
Maksimalna prenesena mokset: 10 dBm

Co oea, Signify vsiavya dea radjio-onperata od, tintor na tamentnet pnenyhen co potenuknentep e bo ceglasnot co Ajrdrektwata 2014/53/EV. Lknoohot texct na deklwaqiata na EV sa coobgrasot c dostaten na cnednata internet-tqdeca: www.lighting.philips.com/consumer.

ET

Toode	Nutikas hämardusliit
Viited	929004807S, 929004807
Asukoht	Kasutamiseks siseruumides
Ümbritseva õhu temperatuur	-10 °C – +45 °C
Aku tüüp	CR2032 3,0VDC

Mida see teeb?

Nutikas hämardusliiti võimaldab teie WiZ valgusteid otse ilma WiFi ruuteri abita juhtida.
Juhtimise ulatus on ligikaudu 15 meetrit tavapärastes seinte ja vaheseintega sisetingimustes – otsenähtavusega võib see isegi palju suurem olla. Täpne kaugus sõltub ümbritsevast keskkonnast, kus takistused võivad signaali nõrgestada.
Ühildub ainult Philipsi nutivalgustuse ja WiZ-ühendusega Bluetooth-tega toodetega.

Oluline teave

- Kasutamiseks ainult siseruumides. Mitte proovida seadet avada ega remontida (välja arvatud patareide vahetamine).
- Houstada ainult kuivades ruumides.
- Kasutage ainult ettenähtud patareisid; mitte kasutada akusid; mitte kasutada erineva kaubamärgiga või erineva laetuse tasemega patareisid koos; asendage kõik patareid korraga.
- See nutikas hämardusliiti ei ole mänguasi.
- Hoidke see eemal vesti ja kuumaallikatest.

Patareisid/akusid kasutavate toodete ohutusjuhised.
Toote tööea tagamiseks laadige akusid iga 3 kuu tagant. Patareisid peaks paigaldama täiskasvanu. Eri tüüpi patareisid ja uusi ja kasutatud patareisid ei tohiks omavahel segada. Aku paigaldamisel tuleb täpselt korrektse polaarsusega. Vooluallikates ei tohi tekitada lühiseid. Tühjad patareid tuleb tootest eemaldada. Eemaldage patareid, kui teil pole plaanis toodet pikemat aega kasutada. Akud tuleb enne laadimist tootest eemaldada, kui see on asjakohane. Akusid võib laadida ainult täiskasvanu juuresolekul. Patareisid ei tohi laadida, Plahvatusohtlik, kui aku asendatakse vale asendusakuga. Aku asendamine vale tüüpi akuga, mis võib kaitseseadise töö tõkestada (teatud tüüpi liitiumakude puhul); aku viskamine tule või kuuma ahju või aku mehaaniline purustamine või lõikamine, mis võib põhjustada plahvatuse; aku jätmine äärmiselt kõrge temperatuuriga keskkonda, mis võib põhjustada plahvatuse või tuleohtliku vedeliku või gaasi lekke; aku allutamine äärmiselt madalale õhurõhule, mis võib põhjustada plahvatuse või tuleohtliku vedeliku või gaasi lekke; aku allutamine temperatuuri- või tuleohtlikule toodete kohta. Hoidke usi ja kasutatud patareisid lastele kättesaamatus kohas. Nõõppatareid võib neelamisel juba kahe tunni möödudes põhjustada raskeid sisemisi põletusi, mis võivad lõppeda surmaga. Kui arvate, et patareid võivad olla alla neelatud või pandud ükskõik millisesse kehaosa, pöörake arsti poole. Aku asendamine ainult samasuguse või sarnase tüübi patareiga. Ebaõige polaarsus kasutamine ja hoidke seda laste kättesaamatus kohas. ETTEVAATUST! Ärge patareid alla neelake – keemilise põletuse oht.
Hoiatus! See toode sisaldab väikest magnetid. Allaneelatud magnetid võivad soolestikku kokku kleepuda, põhjustades tõsiseid vigastusi.
Magnet(te) allaneelamisel pöörduda viivitamatult arsti poole.

Sümbolite selgitus

Viige ennast kursi kohaliku elektri- ja elektrooniikatoodete ning pakendite kasutusest kõrvaldamise, sorteerimise ja kogumise süsteemiga. Järgige kohalikke eeskirju järgi ning ärge visake vana toodet ega akendeid ebaseaduslikult ära. Vana toote ja akude korrektne kõrvaldamine aitab vältida võimalikku negatiivset mõju keskkonnale ja inimese tervisele. Akud tuleb kasutusest kõrvaldada olmejäätmetest eraldi ning viia selleks ette nähtud kogumiskohta. Kui kõrvaldate kasutusest toote, mis sisaldab akusid, mida kasutaja ei saa ise vahetada, peab need akud tootest eemaldama kvalifitseeritud spetsialist.

Kasutamiseks ainult siseruumides

Juhtmevaba raadiosagedusrežiimi sagedusala: 2400 – 2483,5 MHz
Maksimaalne edastatud võimsus 10 dBM

Käesolevaga kinnitab Signify, et raadioseadmete tüüpi nutikas hämardusliiti vastab direktiivile 2014/53/EL, EL-i vastavusdeklaratsiooni täistekst on saadaval järgmisel internetiaadressil: www.lighting.philips.com/consumer.

AR

المنتج	مفتاح خفوت الإضاءة الذكي
التفضيلات	929004807S, 929004807
للاستخدام الداخلي	استخدام في المناطق المغلقة فقط
درجة الحرارة المحيطة	10- درجات مئوية – 45+ درجة مئوية
نوع البطارية	CR2032 3.0VDC

ماذا تفعل؟

يتيح مفتاح خفوت الإضاءة الذكي التحكم المباشر في مصابيح WiZ الخاصة بك دون الموربر عبر بوابة Wi-Fi المنزلي.
يوفر نطاق التحكم حوالي ١٥ مترًا في بيئة داخلية عادية مع أقسام وجدران - يمكن أن يصل إلى بعد من ذلك مع بعض الاختلاف. تعتمد المسافة الدقيقة على البيئة المحيطة حيث قد تضعف الإشارة.
متوافق فقط مع منتجات الإضاءة الذكية من Philips وأي منتجات Connected by WiZ التي تدعم تقنية Bluetooth.

معلومات مهمة

- للاستخدام الداخلي فقط. لا تحاول فتحه أو إصلاحه (باستثناء استبدال البطارية).
- يحفظ في مكان جاف.
- استخدم فقط مع البطاريات المحددة، ولا تستخدم البطاريات القابلة لإعادة الشحن؛ ولا تستخدم علامات تجارية مختلفة أو بطاريات جديدة / قديمة معًا. استبدل البطاريات الفارغة في الوقت المناسب.
- مفتاح خفوت الإضاءة الذكي هذا ليس لعبة.
- احتفظ بعيدًا عن الماء ومصدر الحرارة.

تعليمات السلامة الخاصة بالمنتجات التي تعمل بالبطاريات/البطاريات القابلة لإعادة الشحن:
تشمل البطاريات "القابلة لإعادة الشحن" على ٣ أشهر لضمان العمل طوال عمر المنتج. يجب أن يتم تركيب البطاريات بواسطة شخص بالغ. يجب عدم خلط أنواع البطاريات المختلفة، وكذلك البطاريات الجديدة والمستعملة. يجب تركيب البطاريات بشكل صحيح وفقًا للقطبية الموضحة. لا يجب ترك البطاريات الفارغة في المنتج. قم بإزالة البطاريات عندما لا يكون المنتج قيد الاستخدام لفترات طويلة. يجب إزالة البطاريات القابلة لإعادة الشحن من المنتج قبل شحنها إن أمكن. لا تشحن البطاريات القابلة لإعادة الشحن إلا تحت إشراف شخص بالغ. يجب عدم شحن البطاريات غير القابلة لإعادة الشحن. خطر دخول الغاز. في حالة استعمال البطارية بنوع غير مناسب، استدال البطارية بنوع غير مناسب قد يؤدي إلى تعطيل أنظمة الحماية (على سبيل المثال، في حالة بعض بطاريات الليثيوم). التخلص من البطارية في النار أو فرن ساخن، أو سحق البطارية ميكانيكيًا مثل عد يؤدي إلى انفجار. ترك البطارية في بيئة محيطة ذات درجة حرارة مرتفعة للغاية قد يتسبب في انفجار أو تسرب سائل أو غاز قابل للاشتعال. تعرض البطارية لضغط هواء منخفض للغاية قد يؤدي إلى انفجار أو تسرب سائل أو غاز قابل للاشتعال.

RO

Produs	Întreruptător cu variator inteligent
Referință	929004807S, 929004807
Localizare	Pentru utilizare în interior
Temperatură ambientală	-10 °C – +45 °C
Tip de baterie	CR2032 3,0VDC

Care este funcția acestuia?

Întreruptătorul cu variator inteligent permite controlarea directă a luminilor WiZ, fără utilizarea routerului Wi-Fi.
Intervalul de control este de aproximativ 15 metri într-un mediu normal de interior cu paravane și pereți – acesta se poate întinde până într-un mediu fără obstacole. Distanța depinde de mediul înconjurător, deoarece obstacolele pot slăbi semnalul.
Compatibil doar cu produsele de iluminat inteligent Philips și cu produsele Connected de la WiZ, cu Bluetooth.

Informații importante

- Doar pentru utilizare în interior. Nu încercați să o deschideți sau să o reparați (cu excepția bateriei).
- A se depozita numai în locații uscate.
- A se utiliza exclusiv baterii/acumulatori specifici; a nu se utiliza baterii reîncărcabile; a nu se utiliza împreună baterii de mărci diferite sau noi/vechi; a se înlocui toate bateriile simultan.
- Acest întreruptător cu variator inteligent nu este o jucărie.
- A se păstra la distanță de apă și surse de căldură.
- Instrucțiuni de securitate pentru produsele care utilizează baterii/baterii reîncărcabile:
Încărcați bateriile reîncărcabile la fiecare 3 luni pentru a asigura durata de viață a produsului. Bateriile trebuie să fie montate de către un adult. Este interzisă utilizarea bateriilor de tipuri diferite și a bateriilor noi împreună cu cele uzate. Bateriile trebuie introduse respectându-se polaritatea corectă. Bornele de alimentare nu trebuie scurtcircuitate. Bateriile epuizate trebuie scoase din produs. Scoateți bateriile atunci când produsul nu este folosit o perioadă de timp îndelungată. Scoateți bateriile reîncărcabile din produs înainte de a le încărca, dacă acest lucru este posibil. Încărcați bateriile reîncărcabile numai sub supravegherea unui adult. Bateriile nereîncărcabile nu trebuie încărcate. Risc de explozie în cazul în care bateria este înlocuită cu o baterie de schimb incorectă, înlocuiți numai cu același tip sau cu un tip de baterie incorect poate anula o măsură de siguranță (de exemplu, în cazul anumitor tipuri de baterii cu litiu). Risc de explozie în cazul în care o

mechanismul său de închidere a prostrediului este deteriorat sau dacă o baterie este aruncată în foc, este introdusă într-un cuptor încins, este strivită mecanic sau este tăiată. Risc de explozie sau de scurgere de lichid sau gaz inflamabil în cazul în care o baterie este lăsată într-un mediu cu temperaturi extrem de ridicate. Risc de explozie sau de scurgere de lichid sau gaz inflamabil în cazul în care o baterie este supusă unei presiuni extreme de scădere a aerului.
AVERTISMENTE ȘI PRECAUȚII pentru produsele care utilizează baterii de tip pastilă. A nu se ține la îndemâna copiilor. În cazul în care bateria de tip pastilă este înghițită, aceasta poate provoca arsuri interne severe în doar două ore și poate duce la deces. În cazul în care suspectați că bateriile au fost înghițite sau introduse în orice parte a corpului, solicitați imediat asistență medicală. În cazul în care compartimentul bateriei nu se închide în mod corespunzător, încetați utilizarea produsului și nu-l lăsați la îndemâna copiilor. ATENȚIE! Nu înghițiți bateria – Pericol de arsuri chimice. Avertisment: Acest produs conține magnet/magneți. Magneții înghițiți se pot lipi în intestine, provocând răni grave. Solicitați imediat asistență medicală dacă magneții sunt înghițiți.

Explicarea simbolurilor

Informați-vă cu privire la sistemul local de colectare, separare și eliminare a deșeurilor pentru produsele electrice și electronice și a bateriilor/acestora. Acționați în conformitate cu regulile locale și nu eliminați produsele vechi și ambalajele împreună cu deșeurile menajere obișnuite. Eliminarea corespunzătoare a ambalajelor, a produselor și/sau a bateriilor vechi va ajuta la prevenirea consecințelor potențiale negative pentru mediu și sănătatea umană. Bateriile trebuie eliminate separat de sistemul municipal de gestionare a deșeurilor prin intermediul unităților de colectare desemnate. Atunci când eliminați un produs care conține baterii ce nu pot fi îndoaute de utilizator, aceste baterii trebuie îndepărtate de către un profesionist.

A se utiliza doar în interior

Banda de frecvențe a modulul fără fir RF: 2400 – 2483,5 MHz
Putere maximă transmisă: 10 dBm

Prin prezentul document, Signify declară că întreruptătorul cu variator inteligent de tip echipament radio este în conformitate cu Directiva 2014/53/UE. Textul complet al declarației de conformitate UE este disponibil la următoarea adresă de internet: www.lighting.philips.com/consumer.

HU

Termék	Intelligens fényerő-szabályozó kapcsoló
Hivatkozás	929004807S, 929004807
Helyszín	Beltéri használatra
Környezeti hőmérséklet	-10 °C – +45 °C
Akkumulátor típusa	CR2032 3,0VDC

Mire használható?

Az intelligens fényerő-szabályozó közvetlenül irányíthatja a WiZ lámpákat, a Wi-Fi-router közbeiktatása nélkül.
A vezérlőtartomány körülbelül 15 méter normál, akadálymentes, alaszfalakkal és falakkal rendelkező beltéri környezetben – akadályméntes területen még sokkal több is lehet. A pontos távolság a környezettől függ, mivel az akadályok gyengíthetik a jelet.
Kizárólag a Philips okosvilágítási és a Connected by WiZ Bluetooth-kompatibilis termékekkel kompatibilis.

Fontos információk

- Kizárólag beltéri használatra. Ne próbálja kinyitni vagy megjavítani (kivéve az elemcserét).
- Csak száraz helyen tárolja.
- Csak a megadott elemekkel használja; ne használjon újratölthető elemeket; ne használjon egyszerre különböző márkájú vagy új/régi elemeket; a lemerült elemeket időben cserélje ki.
- Ez az intelligens fényerő-szabályozó kapcsoló nem játék.
- Tartsa távol a víztől és hőforrásoktól.

Biztonsági utasítások elemmel/akkumulátorral működő termékekhez:
A termék élettartamának biztosítása érdekében 3 havonta töltse fel az akkumulátorokat. Az elemeket felnőtt személynek kell behelyeznie. Különböző típusú elemek, illetve új és használt elemek nem használhatók egyszerre. Az elemeket helyes polaritással kell behelyezni. A tápcsatlakozókat nem szabad rövidre zárni. A lemerült elemeket ki kell venni a termékből. Vegye ki az elemeket, ha a terméket egy ideig nem fogják használni. A feltölthető elemeket vegye ki az újratöltésre szolgáló akkumulátorból, ha ez alkalmazható. Az újratölthető akkumulátorokat csak felnőtt felügyelete mellett töltse. Az újra nem tölthető elemeket nem szabad tölteni. Az akkumulátor helytelen típusra történő cseréje robbanást okozhat. Robbanásveszélyt jelenthet továbbá a védelmi funkciót megkerülő helytelen akkumulátortípus használata (pl. bizonyos lítiumtípusok esetében); az akkumulátor tűzbe vagy forró sütőbe dobása; amint mechanikai összenyomás vagy folyadékra; gáz szivárgását okozhatja; az akkumulátor nagyon alacsony légnyomásnak való kitétele, ami robbanást vagy gyúlékony folyadék/gáz szivárgását okozhatja.

Kizárólag beltéri használatra

Vezeték nélküli RF-mód frekvenciatartománya: 2400–2483,5 MHz
Maximális kimeneti teljesítmény: 10 dBm

A Signify ezennel kijelenti, hogy az intelligens fényerő-szabályozó kapcsoló rádióberendezés megfelel a 2014/53/EU irányelv követelményeknek. Az EU-megfelelőségi nyilatkozat teljes szövege a következő internetes címen érhető el: www.lighting.philips.com/consumer.

Sám za batérie použitý

Otcer na frekvenciách na bezkinen PD rewim: 2400-2483,5 MHz
Maksimalna prenesena mokset: 10 dBm

Co oea, Signify vsiavya dea radjio-onperata od, tintor na tamentnet pnenyhen co potenuknentep e bo ceglasnot co Ajrdrektwata 2014/53/EV. Lknoohot texct na deklwaqiata na EV sa coobgrasot c dostaten na cnednata internet-tqdeca: www.lighting.philips.com/consumer.

BG

Продукт	Интелигентен димер превключвател сигнала на светлинния поток
Справки	929004807S, 929004807
Местоположение	За употреба само в закрити пространства
Температура на околната среда	-10 °C – +45 °C
Тип батерия	CR2032 3,0VDC

Какво означава това?

Интелигентният димер превключвател сигнала за светлинния поток позволява директен контрол на вашето WiZ осветление, без да минавате през вашия Wi-Fi рутер.
Диапазонът на управление е около 15 метра в нормална вътрешна среда с прегради и стени – той дори може да е по-голям при по-отворени пространства. Точното разстояние зависи от заобикалящата среда, тъй като препятствията могат да отслабят сигнала.
Съвместимо само с продукти с активиран Bluetooth от гамите Philips Smart Lighting и Connected by WiZ.

Информация за поддръжка

- За употреба само в закрити пространства. Не се опитвайте да отваряте или поправяте сами (освен да сменяте батерията).
- Да се съхранява само на сухо място.
- Използвайте само с посочените батерии; не използвайте акумулаторни батерии; не използвайте заедно различни марки или нови/стари батерии; сменете наведнъж всички батерии.
- Този интелигентен димер превключвател сигнала на светлинния поток не е играчка.
- Пазете далеч от източници на вода и топлина.

Инструкции за безопасност за продукти, използващи батерии/акумулаторни батерии:
Зареждайте акумулаторните батерии на всеки 3 месеца, за да осигурите полезен живот на продукта. Батериите трябва да се сменят от възрастен. Различните видове батерии и нови и използвани батерии не трябва да се смесват. Батериите трябва да се поставят с правилния поляритет. Клемите не трябва да дават на късо. Изтощените батерии трябва да се извадят от продукта. Извадете батериите, когато няма да използвате продукта известно време. Премахнете акумулаторните батерии от продукта, преди да ги зареждате, ако е приложимо. Зареждайте акумулаторните батерии само под надзора на възрастен. Батериите, които не са презареждащи се, не трябва да се зареждат. Риск от експлозия, ако батерията бъде заменена с неправилна. Подменяйте на батерия с неправилен тип може да дезактивира предпазна мярка (например при някои видове литиеви батерии); изхвърляне на батерия в огън или гореща фурна, или механично смачкване или рязане на батерия, което може да доведе до експлозия; оставяне на батерия в среда с изключително висока температурна среда, която може да доведе до експлозия или изтичане на запалима течност или газ; батерия, подложена на

екстремно ниско въздушно налягане, което може да доведе до експлозия или изтичане на запалима течност или газ.
ПРЕДУПРЕЖДЕНИЯ И ПРЕДПАЗНИ МЕРКИ ЗА ФИЙНАФИЕ за производители относно потребителски продукти, които съдържат батерии, които не могат лесно да бъдат подменени от потребителя: Забранено е продаването на сериозни вариации извън обхвата на тези, които са посочени в настоящата спецификация, включително, но не ограничаващо се до: Спецификации, които позволяват на потребителя да подменя батерията – Спазването на изискванията изтрещват.
Предупреждение, Този продукт съдържа малки магнити. Ако бъдат погълнати, магнитите могат да се слепят помежду си, причинявайки сериозни наранявания. Потърсете медицинска помощ незабавно, ако бъдат погълнати магнити.

Обяснение на символите



Моля, запознайте се с местната система за изхвърляне, разделяне и събиране на отпадъци от електрически и електронни продукти и опаковки. Моля, действайте в съответствие с местните правила и не изхвърляйте старите продукт и опаковата/ите батерия/и заедно с обичайните битови отпадъци. Правилното изхвърляне на опаковката, на Вашия продукт и/или батерии ще помогне да се предотвратят потенциални негативни последици за околната среда и човешкото здраве. Батериите трябва да се изхвърлят отделно от потока на битовите отпадъци за определяне от потребителя. Когато продуктът, който съдържа батерии, които не могат да се заменят от потребителя, скъпите трябва да бъдат отстранени от специалист.



За употреба само в закрити пространства

Честотна лента на безжичен RF режим: 2400-2483,5 MHz
Максимална мощност на предаване: 10 dBm

С настоящото, Signify декларира, че радиообборудването тип интелигентен димер превключвател сигнала на светлинния поток отговаря на Директива 2014/53/ЕС. Пълният текст на декларацията за съответствие на ЕС можете да намерите в интернет на адрес: www.lighting.philips.com/consumer.

HR

Proizvod	Pametni prekidač za prigušivanje
Referenca	929004807S, 929004807
Položaj	Za upotrebu u zatvorenom
Temperatura okruženja	-10 °C – +45 °C
Vrsta baterije	CR2032 3,0VDC

Što radi?

Pametni prekidač za prigušivanje omogućuje izravno upravljanje svjetiljkama WiZ, bez povezivanja putem Wi-Fi usmjerivača.
Kontrolni domet iznosi oko 15 metara u normalnom zatvorenom okruženju s pregradama i zidovima - čak može i veći doseg imati ovisno o prostoru. Točna udaljenost ovisi o okolini jer prepreke mogu oslabiti signal.
Kompatibilno samo s Philips pametnom rasvjetom i Connected by WiZ proizvodima s omogućenom Bluetooth vezom.

Važne informacije

- Samo za upotrebu u zatvorenom. Ne pokušavajte otvoriti ili popraviti (osim zamjene baterije).
- Pohranjivati samo na suhom mjestu.
- Koristite samo s navedenim baterijama; ne koristite punjive baterije; nemojte zajedno koristiti različite marke ili nove/stare baterije; na vrijeme zamijenite istrošene baterije.
- Ovaj pametni prekidač za prigušivanje nije igračka.
- Držite ga podalje od izvora vode i topline.

Sigurnosne upute za proizvode koji koriste baterije / punjive baterije:
„Punjive" baterije punite svaka 3 mjeseca kako bi vijek trajanja proizvoda bio zajamčen. Baterije treba ugraditi odrasla osoba. Ne smiju se miješati različite vrste baterija, kao ni nove i korištene baterije. Baterije treba umetnuti pravilnim polaritetom. Terminali napajanja ne smiju biti u kratkom spoju. Istrošene baterije izvadite iz proizvoda. Ako proizvod nije neko vrijeme u upotrebi, baterije izvadite. Punjive baterije izvadite iz proizvoda prije punjenja, ako je primjenjivo. Punjive baterije trebaju se puniti samo pod nadzorom odrasle osobe. Nepunjive baterije ne smije se puniti. Zbog opasnosti od eksplozije ako se baterija zamijeni neodgovarajućom zamjenskom baterijom. Zamjena baterije neispravnom vrstom baterije može onemogućiti sigurnosne mehanizme (na primjer, u slučaju nekih vrsta litijevih baterija); odlaganje baterije u vatru ili vruću pećnicu, kao i mehaničko drobljenje ili rezanje baterije, može dovesti do eksplozije; ostavljanje baterije u okruženju sa ekstremno visokom temperaturom koje može dovesti do eksplozije ili curenja zapaljive tekućine ili plina; baterija izložena



izuzetno niskom tlaku zraka može dovesti do eksplozije ili curenja zapaljive tekućine ili plina.
UPOZORENJA I PAŽNJE OPREZA za proizvode koji koriste gumbaste baterije: držite nove i iskorištene baterije podalje od djece. Ako se gumbasta baterija proguta, u samo dva sata može uzrokovati teške unutarnje opekline, a potom i smrt. Ako smatrate da je došlo do gutanja baterije ili da su umetnute u bilo koji dio tijela, odmah potražite liječničku pomoć. Ako se pretinac za bateriju ne može ispravno zatvoriti, nemojte upotrebljavati proizvod i držite ga podalje od djece. OPREZ! Ne gutajte bateriju – opasnost od kemijskih opeklina.
Upozorenje, Ovaj proizvod sadrži male magnete, Ako se magneti progutaju, mogu se zalijepiti jedni za druge unutar crijeva i dovesti do teške ozljede, Odmah potražite liječničku pomoć ako pogotite magnet(e).

Objašnjenje simbola



Informirajte se o lokalnom sustavu za odlaganje, odvajanje i sakupljanje otpada za električne i elektronske proizvode i ambalažu. Postupajte u skladu s lokalnim propisima i ne odlažite stare proizvode i ambalažu s uobičajenim kućanskim otpadom. Ispravno zbrinjavanje starih proizvoda i/ili baterija pomoći će u sprječavanju mogućih negativnih posljedica za okoliš i zdravlje ljudi. Baterije je potrebno odlagati odvojeno od komunalnog otpada putem određenih objekata za prikupljanje. Kada odložite proizvod koji sadrži baterije koje ne može zamijeniti korisnik, te baterije će ukloniti profesionalac.



Samo za unutrašnju primjenu

Frekvencijski opseg bežičnog RF režima: 2400–2483,5 MHz
Maksimalna emitovana snaga: 10 dBM

Ovim, Signify izjavljuje da je radijska oprema tipa pametni prekidač za prigušivanje u skladu sa Direktivom 2014/53/EU. Ceo tekst EU deklaracije o usaglašenosti možete pronaci na sledećoj internet adresi: www.lighting.philips/com/consumer.

LV

Izstrādājums	Viedais gaismmaiņa slēdzis
Atsauce	929004807S, 929004807
Novietojums	Izmantošanai iekštelpās
Apkārtējā temperatūra	-10 °C – +45 °C
Baterijas tips	CR2032 3,0VDC

Ko tā veic?

Viedais gaismmaiņas slēdzis nodrošina tiešu WiZ gaismu vadību, apejot bezvadu maršrutētāju.
Vadības diapazons ir aptuveni 15 metri parastā iekštelpu vidē ar šķērssienām un sienām – neaizsegtā, bezšķēršļu vidē tas var sniegties pat ievērojami tālāk. Konkrēts attālums ir atkarīgs no apkārtējās vides, jo šķēršļi var vājināt signālu.
Savietojams tikai ar Philips viedo apgaismojumu un savienots ar WiZ, Magnes(ek) lemyēlese esetēn aonzol forduljon orvoshoz.

Szimbólumok magyarázata

Erdeklődjön az elhasznált elektromos és elektronikus termékek és csomagolási szabályozó gyűjtéséről és ártalmatlanításáról. Kövesse a helyi szabályozást, és ne helyezze az elhasználódott terméket háztartásihulladék-gyűjtőbe, A csomagolás, valamint az elhasználódott termékek vagy akkumulátorok megfelelő ártalmatlanítása segít megelőzni a környezet és emberi egészség károsodását, A részletes információkért, a helyi önkormányzat által megjelölt helyen kell gyűjteni, és szén-dioxid a háztartási hulladék közé keverni éket, A nem cserélhető akkumulátorokat tartalmazó termékek ártalmatlanításakor a nem cserélhető akkumulátorokat szakembernek kell eltávolítania,

Kizárólag beltéri használatra

Vezeték nélküli RF-mód frekvenciatartománya: 2400–2483,5 MHz
Maximális kimeneti teljesítmény: 10 dBm

A Signify ezennel kijelenti, hogy az intelligens fényerő-szabályozó kapcsoló rádióberendezés megfelel a 2014/53/EU irányelv követelményeknek. Az EU-megfelelőségi nyilatkozat teljes szövege a következő internetes címen érhető el: www.lighting.philips.com/consumer.

Sám za batérie použitý

Otcer na frekvenciách na bezkinen PD rewim: 2400-2483,5 MHz
Maksimalna prenesena mokset: 10 dBm

Co oea, Signify vsiavya dea radjio-onperata od, tintor na tamentnet pnenyhen co potenuknentep e bo ceglasnot co Ajrdrektwata 2014/53/EV. Lknoohot texct na deklwaqiata na EV sa coobgrasot c dostaten na cnednata internet-tqdeca: www.lighting.philips.com/consumer.

MK

Производ	Паметен прекинувач со потенциометар
Референца	929004807S, 929004807
Локација	За внатрешна употреба
Температура на опкружување	-10 °C – +45 °C
Тип на батерија	CR2032 3,0VDC

Што прави тој?

Овој паметен прекинувач со потенциометар овозможува директна контрола врз вашите WiZ светла без да оџите преку рутерот за WiFi.
Опсегот на контрола е околу 15 метри во нормална средина во затворен простор со прегради и ѕидови – тој може и значително да се продолжи во средина без пречки. Точното растојание зависи од околината затоа што пречките можат да го ослабат сигналот.
Компатибилно само со Philips Паметно осветлување и Поврзано од WiZ, производи овозможени со Bluetooth.

Важни информации

- Само за внатрешна употреба. Немојте да се обидувате да ја отворите или поправите (освен за замена на батеријата).
- Складирајте само во суви локации.
- Користете само со наведените батерии; немојте да користите батерии на полнење; немојте да користите заедно батерии со различен бренд, или нови / стари заедно; ги потрошените батерии на време.
- Овој паметен прекинувач со потенциометар не е играчка.
- Чувајте го подалеку од вода и извор на топлина.

Упатства за безбедност за производи што користат батерии/батерии што се на полнење:
Полните ги батериите „што се на полнење" на секои 3 месеци за да го обезбедите работниот век на производот. Батериите треба да ги монтира возрасно лице. Не смее да се мешаат различни типови батерии и нови и користени батерии. Батериите треба да се вметнат со правилниот поларитет. Терминалите за напојување не смее да се премостуваат. Потрошените батерии мора да се отстранат од производот. Отстранете ги батериите кога производот не се користи некое време.

PHILIPS

Connected by WiZ

Dimmer Switch

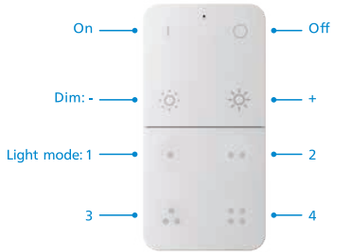

EN

Before starting the setup process, make sure at least 1 Bluetooth capable light in the room is turned on and connected to Wi-Fi.

1 Select room in the app

Press + on the top right corner of the Home page and select "remote".

2 Add remote control to room

Follow the on-screen steps in the app to complete setup.

3 Enjoy using the remote control

Quick and easy control of your lights.

Notes:

1. The remote control is by default targeting a single room and controls the lights in that room. You can change the accessory targets in the app if you want to control other lights instead.
2. You can change the 4 favorites of the room in the app.

DE

Stellen Sie vor dem Setup-Prozess sicher, dass mindestens 1 Bluetooth-fähige Lampe im Raum eingeschaltet und mit dem WLAN verbunden ist.

1 Zimmer in der App auswählen

Drücken Sie in der oberen rechten Ecke auf der Startseite auf + und wähle „Fernbedienung“.

2 Fernbedienung zum Zimmer hinzufügen

Folge den Anweisungen im App-Display, um das Setup abzuschließen.

3 Viel Spaß beim Benutzen der Fernbedienung

Schnelle und einfache Lampensteuerung.

Hinweis:

1. Die Fernbedienung ist standardmäßig mit einem einzelnen Zimmer verbunden und steuert die Lampen in diesem Zimmer. Sie können die Zubehörziele in der App ändern, wenn Sie stattdessen andere Leuchten steuern möchten.
2. Die 4 Favoriten des Zimmers lassen sich in der App ändern.

ES

Antes de iniciar el proceso de configuración, asegúrate de que al menos una luz Bluetooth en la habitación esté encendida y conectada a la red wifi.

1 Selecciona habitación en la aplicación

Pulsa + en la esquina superior derecha de la página de inicio y selecciona "control remoto".

2 Añadir mando a distancia a la habitación

Sigue los pasos en pantalla de la aplicación para completar la configuración.

3 Disfruta usando el mando a distancia

Control rápido y sencillo de las luces.

Notas:

1. El mando a distancia se centra de forma predeterminada en una única habitación y controla las luces de esa habitación. Puedes cambiar los objetivos de accesorios en la aplicación si quieres controlar otras luces.
2. Puedes cambiar los 4 favoritos de la habitación en la aplicación.

FR

Avant de commencer la configuration, assurez-vous qu'au moins une lampe compatible Bluetooth est allumée dans la pièce et qu'elle est connectée au Wi-Fi.

1 Sélectionnez la pièce dans l'application

Appuyez sur + dans le coin supérieur droit de la page d'accueil, puis sélectionnez « à distance ».

2 Ajouter une télécommande à la pièce

Suivez les instructions à l'écran pour effectuer la configuration.

3 Profitez de l'utilisation de la télécommande

Contrôlez rapidement et facilement vos lampes.

Remarques :

1. La télécommande ne fonctionne par défaut que pour une seule pièce et contrôle l'éclairage de cette pièce. Vous pouvez modifier les cibles des accessoires dans l'application si vous souhaitez contrôler d'autres lampes.
2. Vous pouvez modifier les 4 favoris de la pièce dans l'application.

IT

Prima di iniziare la procedura di configurazione, assicurati che almeno 1 luce dotata di Bluetooth nella stanza sia accesa e connessa al Wi-Fi.

1 Seleziona la stanza nell'app

Premi + nell'angolo in alto a destra della pagina iniziale e seleziona "telecomando".

2 Aggiungi il telecomando alla stanza

Segui i passaggi sullo schermo nell'app per completare la configurazione.

3 Divertiti usando il telecomando

Controlla le tue luci in modo semplice e veloce.

Note:

1. Il telecomando è impostato di default per controllare un'unica stanza e solo le luci in quella stanza. Se preferisci controllare altre luci, puoi modificare i dispositivi accessori nell'app.
2. Puoi modificare i 4 preferiti della stanza nell'app.

NL

Voordat je met de installatie begint, moet je ervoor zorgen dat ten minste één Bluetooth-lamp in de kamer is ingeschakeld en verbonden is met WiFi.

1 Selecteer een kamer in de app

Druk op het plusteken (+) rechtsboven op de startpagina en selecteer 'afstandsbediening'.

2 Voeg de afstandsbediening toe aan de kamer

Volg in de app de stappen op het scherm om de installatie te voltooien.

3 Veel plezier met de afstandsbediening

Snelle en gemakkelijke bediening van uw lampen.

Opmerkingen:

1. De afstandsbediening is standaard ingesteld op één kamer en bedient de verlichting in die kamer. Je kunt de doelapparaten in de app wijzigen als je in plaats daarvan andere lampen wilt bedienen.
2. U kunt de 4 favorieten van de kamer wijzigen in de app.

PT

Antes de iniciar o processo de configuração, certifique-se de que pelo menos 1 luz com capacidade Bluetooth está acesa na divisão e ligada ao Wi-Fi.

1 Selecione a sala no aplicativo

Prima + no canto superior direito na página inicial e selecione "telecomando".

2 Adicionar controlo remoto ao ambiente

Siga os passos apresentados no ecrã da aplicação para concluir a configuração.

3 Aproveite o uso do controlo remoto

Controlo rápido e fácil das luzes.

Notas:

1. Por predefinição, o telecomando está direcionado para uma única divisão e controla as luzes nessa divisão. Pode alterar os alvos do acessório na aplicação se, em vez disso, pretender controlar outras luzes.
2. Pode alterar as 4 opções favoritas da divisão na aplicação.

RU

Перед началом процесса настройки убедитесь, что хотя бы один светильник с поддержкой Bluetooth в комнате включен и подключен к Wi-Fi.

1 Выберите комнату в приложении

Нажмите «+» в правом верхнем углу главной страницы и выберите «пульт дистанционного управления».

2 Добавить пульт дистанционного управления в комнату

Следуйте инструкциям в приложении, чтобы завершить настройку освещения.

3 Наслаждайтесь использованием пульта дистанционного управления

Удобное и быстрое управление освещением WiZ.

Примечания:

1. По умолчанию пульт дистанционного управления назначен для одной комнаты и управляет освещением в этой комнате. При необходимости вы можете изменить назначение аксессуаров в приложении, чтобы управлять другим освещением.
2. В приложении вы можете изменить 4 избранных комнаты.

UA

Перш ніж розпочати процес налаштування, переконайтеся, що принаймні один світильник у кімнаті з підтримкою Bluetooth увімкнено та підключено до Wi-Fi.

1 Виберіть кімнату в додатку

Натисніть + у верхньому правому куті головної сторінки та виберіть «віддалено».

2 Додайте пульт дистанційного керування до кімнати

Дотримуйтесь інструкцій на екрані в програмі, щоб завершити налаштування освітлення.

3 Насолоджуйтесь використанням пульта дистанційного керування

Швидке та зручне керування світильниками WiZ.

Примітки:

1. Пульт дистанційного керування за замовчуванням орієнтований на окрему кімнату та керує освітленням у цій кімнаті. Ви можете змінити цільові елементи аксесуарів у додатку, якщо хочете керувати іншими лампами.
2. Ви можете змінити 4 улюблені елементи кімнати в додатку.

PL

Przed rozpoczęciem konfiguracji upewnij się, że przynajmniej jedna lampa z kablem Bluetooth w pomieszczeniu jest włączona i ma połączenie z siecią Wi-Fi.

1 Wybierz pokój w aplikacji

Naciśnij + w prawym górnym rogu strony głównej i wybierz „pilot".

2 Dodaj pilota do pokoju

Postępuj zgodnie z instrukcjami wyświetlanymi na ekranie w aplikacji, aby zakończyć konfigurację światła.

3 Korzystaj z pilota

Szybkie i proste sterowanie oświetleniem WiZ.

Uwaga:

1. Pilot zdalnego sterowania domyślnie jest ukierunkowany na jedno pomieszczenie i steruje oświetleniem w tym pomieszczeniu. Możesz zmienić docelowe ustawienia akcesoriów w aplikacji, jeśli chcesz sterować innymi światłami.
2. W aplikacji możesz zmienić 4 ulubione pokoje.

CS

Před zahájením procesu nastavení se ujistěte, že v místnosti je rozsvícené alespoň jedno světlo podporující Bluetooth, které je připojené přes Wi-Fi.

1 Vyberte pokoj v aplikaci

Stiskněte + v pravém horním rohu domovské stránky a vyberte „dálkové ovládání".

2 Přidejte dálkové ovládání do místnosti

Dokončete nastavení svítidla podle pokynů v aplikaci.

3 Užijte si používání dálkového ovladače

Ovládejte svá světla WiZ rychle a jednoduše.

Poznámky:

1. Dálkové ovládání je ve výchozím stavu nastaveno na jednu místnost a ovládá osvětlení v této místnosti. Pokud chcete ovládat jiná světla, můžete v aplikaci změnit cílové příslušenství.
2. V aplikaci můžete změnit 4 oblíbené položky v místnosti.