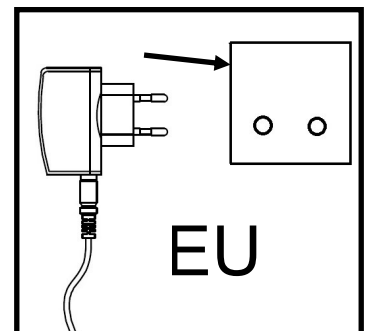
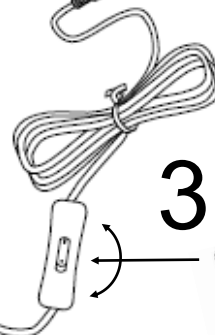
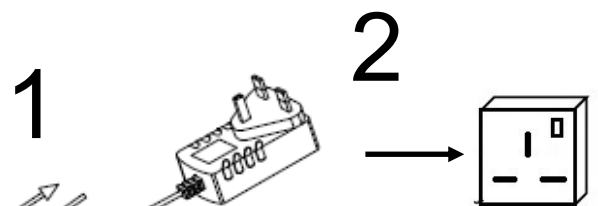
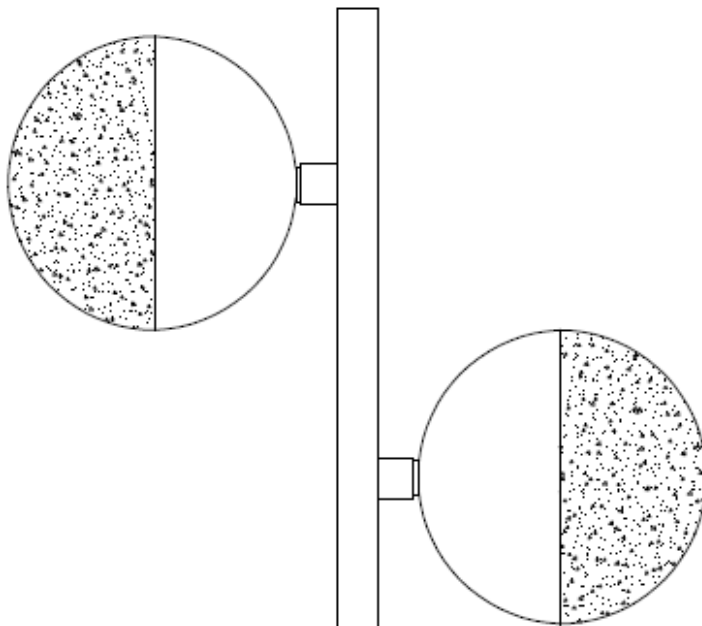
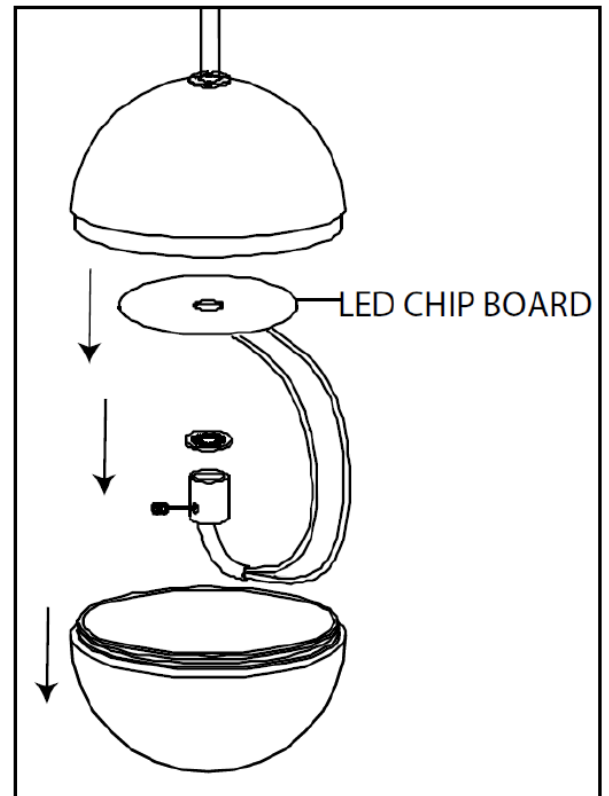


LED CHIP BOARD REMOVAL



SAFETY INFORMATION: (Please retain for future reference)

- Before commencing assembly ensure the lamp is unplugged from the mains socket.
- This is a Class 3 product and NOT requires a permanent Earth connection - 220 - 240 Volts-50Hz.
- Take care to not twist the cable during assembly.
- This product must be installed in accordance with the national building and wiring regulations, if in doubt consult a qualified electrician.
- We do not recommend any modifications of the fitting as this may Invalidate the warranty and render the fitting unsafe .
- This fitting is suitable for installation in Indoor locations only .
- Do not mount the fitting in a damp atmosphere.
- Ensure sufficient access to the fitting to enable safe maintenance.
- The Luminaire should be positioned so that prolonged staring into the luminaire at the distance closer than 0.2m is not expected.

LAMP INFORMATION:

- The LED lamps are not replaceable, when the lamps reach the end of their life the whole luminaire shall be replaced.
- The LED chips and LED driver are removable, please refer the diagram. Once the LED chips removed this fitting must be disposed.
- This fitting is NOT suitable for dimming.

AFTERCARE AND MAINTENANCE:

- Always disconnect power supply when servicing or cleaning.
- Clean only with a dry or slightly damp cloth.
- Do no use any abrasive cloths or cleaners as this may damage the product

