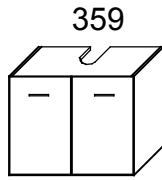
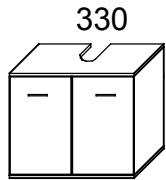


pelipal



330-016017
359-016017

MOT-NZ0455S1 A4
Datum 05/09/17



Bitte unbedingt ausfüllen!

Name

Strasse

Plz

Ort

Tel.

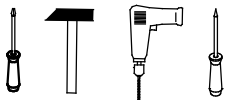


Sehr geehrte Kunden,
wir freuen uns, dass Sie sich für ein Produkt aus dem Hause Pelipal entschieden haben. Sollte es trotz aller Bemühungen unsererseits, Ihnen ein qualitativ hochwertiges Möbelstück zu liefern, zu Fehlteilen kommen, schicken Sie bitte dieses ausgefüllte Blatt an

Fax.: **+49 3443/434354**

E-Mail: **ersatzteile@pelipal.de**

Bitte beachten Sie, dass Bauteile über 800mm Länge und 350mm Breite direkt bei Ihrem Möbelhändler zu beanstanden sind. Zur Reklamationsbearbeitung ist es unbedingt erforderlich **die Artikelnummer des Schrankes**, welche auf dem Etikett ersichtlich ist und den Markt, wo das Möbel erworben wurde anzugeben. Außerdem tragen Sie unten bitte die benötigte Stückzahl ein. Viel Spaß mit Ihrem neuen Badmöbel! Ihr Pelipal Team

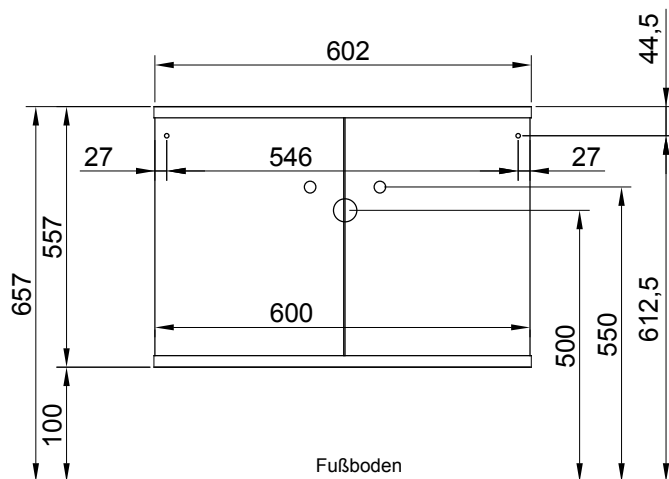


Für den Zusammenbau sind 2 Personen erforderlich.



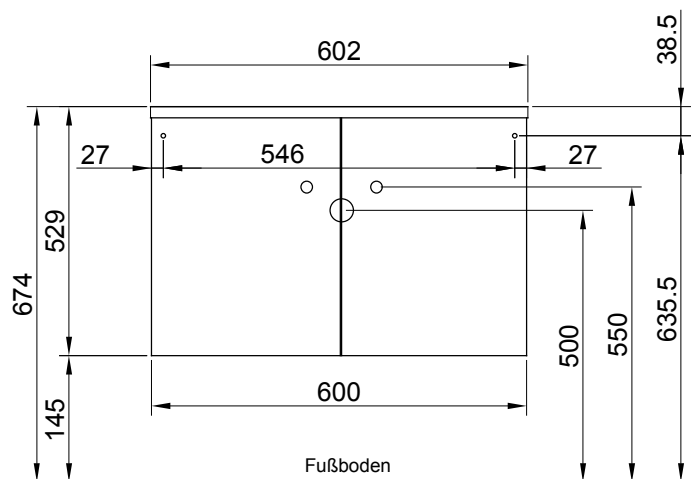
Montage-Richtzeit 3 Stunden

330-013030

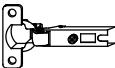


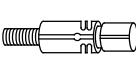

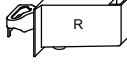
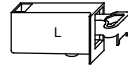

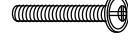





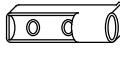
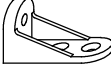





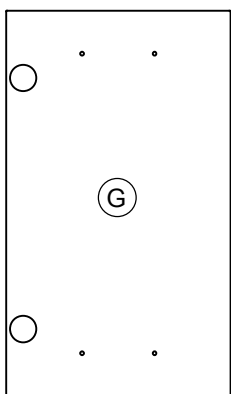
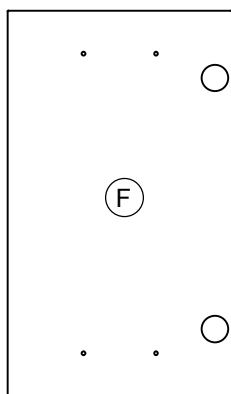

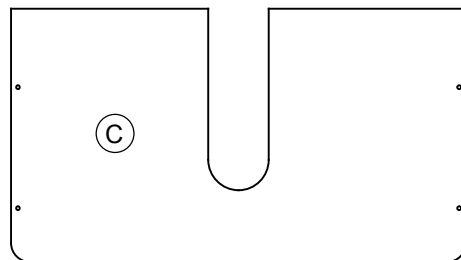
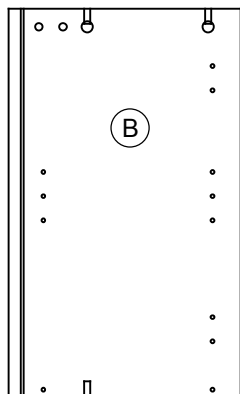
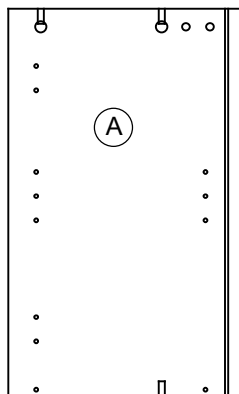
Die Maßangabe der Höhe ist nicht bindend!

359-013030

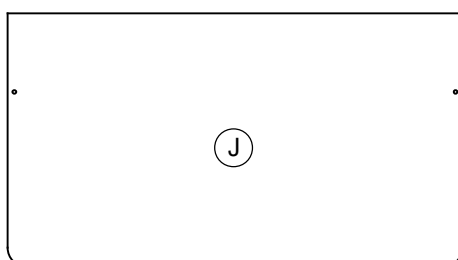
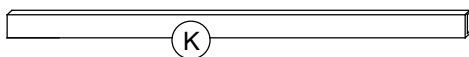



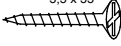
Die Maßangabe der Höhe ist nicht bindend!

										MOT-NZ0455S2	A4
										Datum	05/09/17
4 x a	Stück	4 x b	Stück	14 x c	Stück	8 x d	Stück	8 x e	Stück		
											
TBD-35-115X00		ZPL-003X004		SCH-SPA-035X015		DUEB-SMD-000005		EXZENTER-000015			
1 x f	Stück	1 x g	Stück	2 x h	Stück	4 x j	Stück	2 x k	Stück		
											
AUF-001-000080		AUF-001-000090		Griff				AUF-001-000020			
10 x l	Stück	2 x m	Stück	4 x n	Stück	2 x o	Stück	2 x p	Stück		
											
NAGEL-025X001		RWD-KEI-000060		ADK-AL1-005X008		TUER-DAEM-000010		TUER-ADA-000010			
1 x r	Stück	1 x s	Stück	1 x t	Stück		Stück		Stück		
											
VBD-000020		SCH-RDK-045X045		SCH-RDK-040X015							

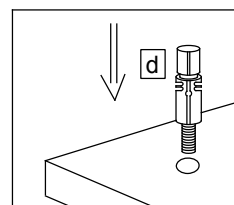
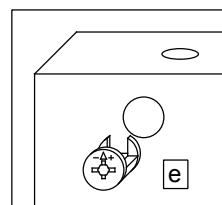
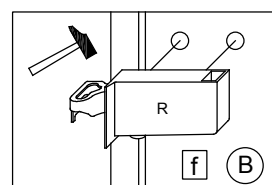
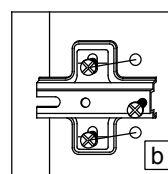
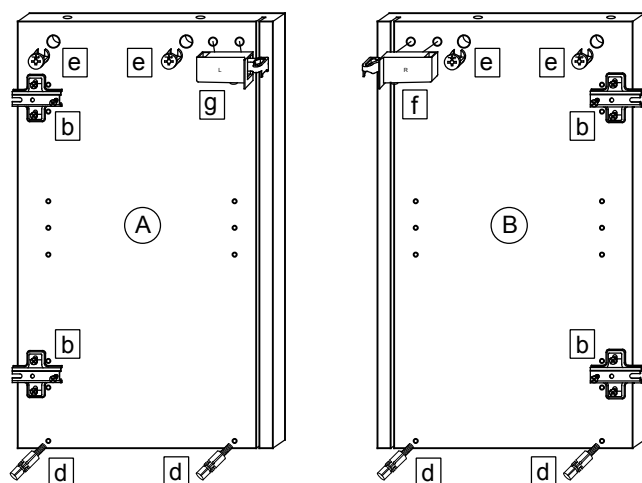
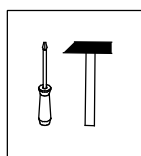


330-016017



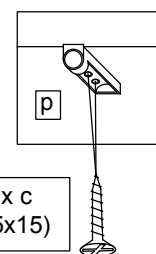
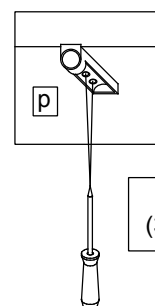
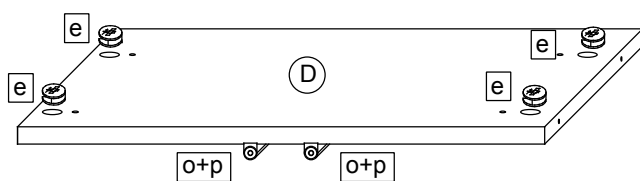
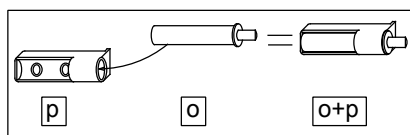
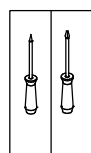
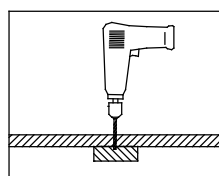
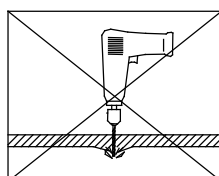
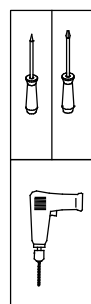
2 x u 	Stück
TRAE-005-000010	
4 x v 	Stück
SCH-SPA-035X035	

1.

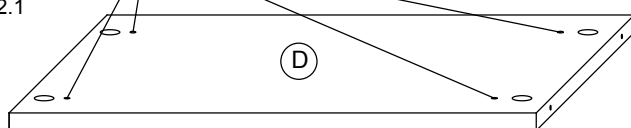


2.

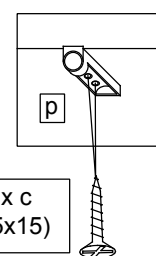
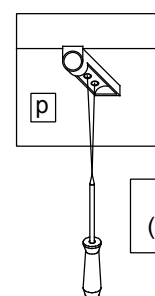
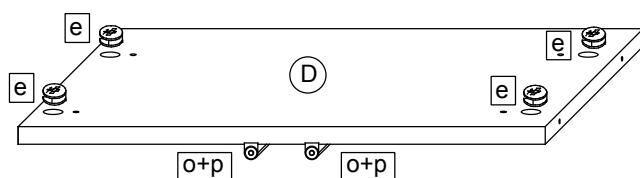
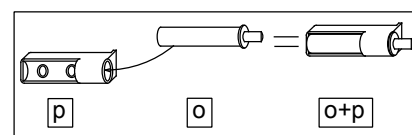
359

2 x c
(3,5x15)2.
330

2.1



2.2

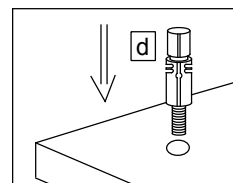
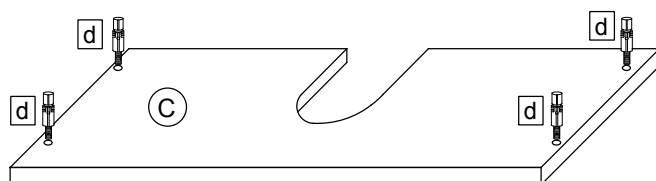
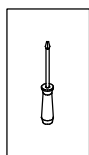
2 x c
(3,5x15)

Das Etikett, welches sich unten rechts befindet bitte ausschneiden und auf der Rückwand mit Klebeband (nicht beiliegend) befestigen.

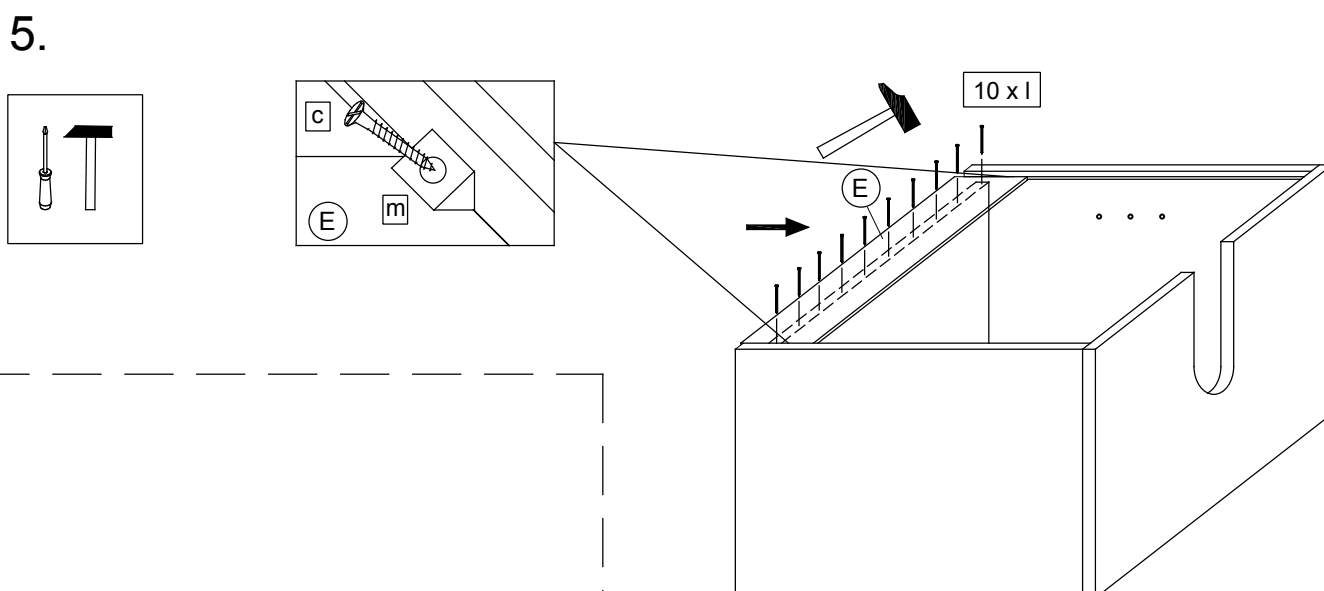
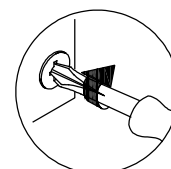
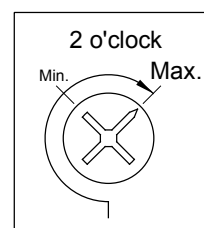
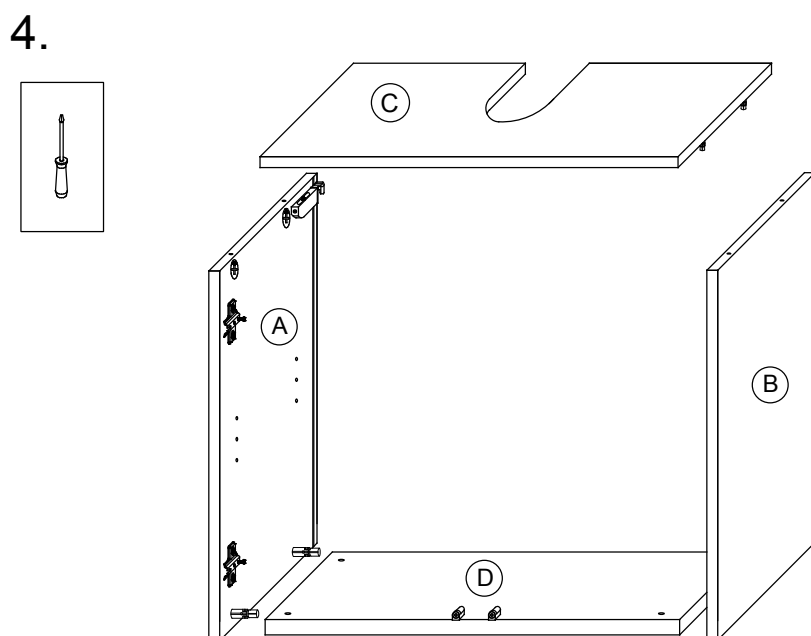
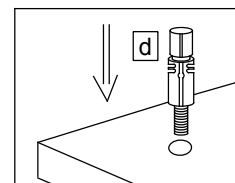
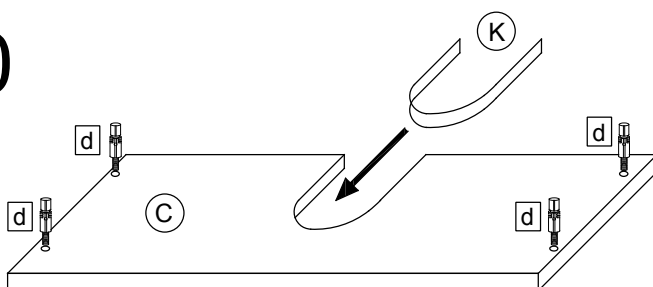
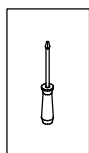
PELIPAL GmbH
Hans-Wilhelm-Peters-Straße 2

33189 Schlangen
Germany


3. 359



3. 330



6.

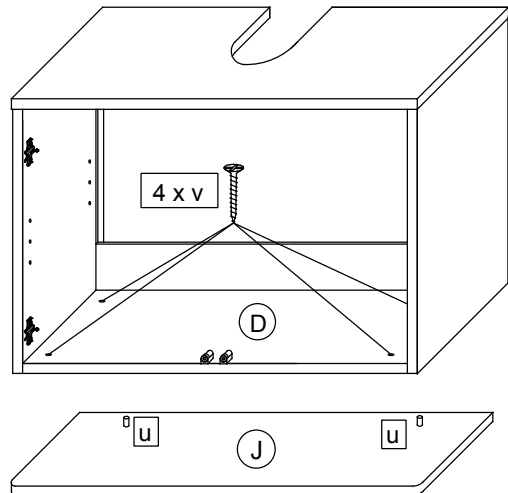
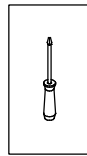


330

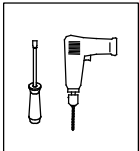


7.

330

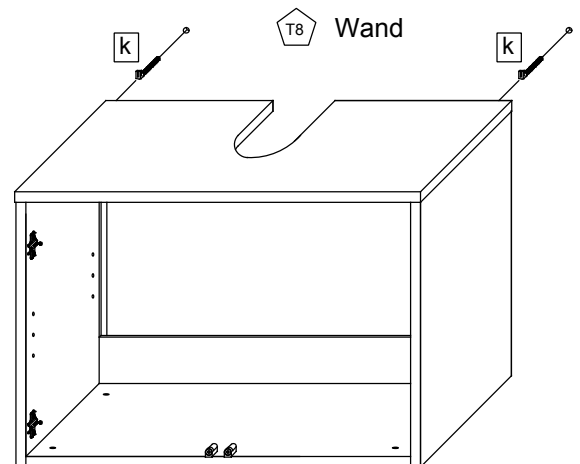
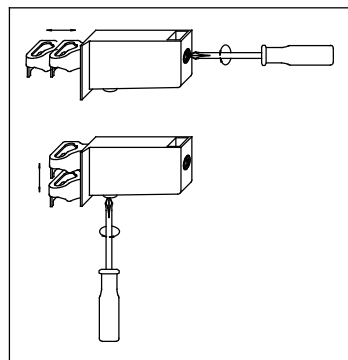
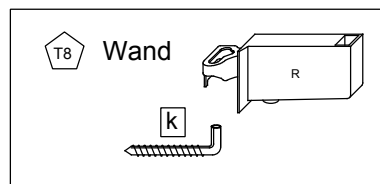
MOT-NZ0455S5 A4
Datum 15/06/17


8.

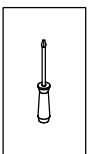


T9

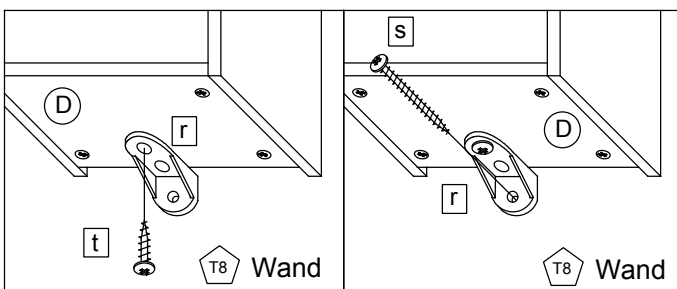
Lassen Sie den Schrank nur durch fachkundige Personen mit für die Wand geeignetem Montagematerialien montieren.



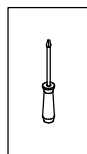
9.



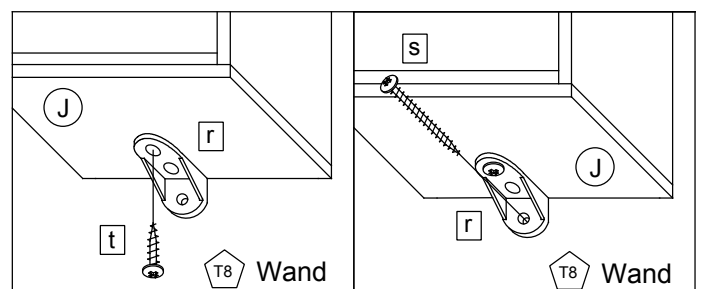
359



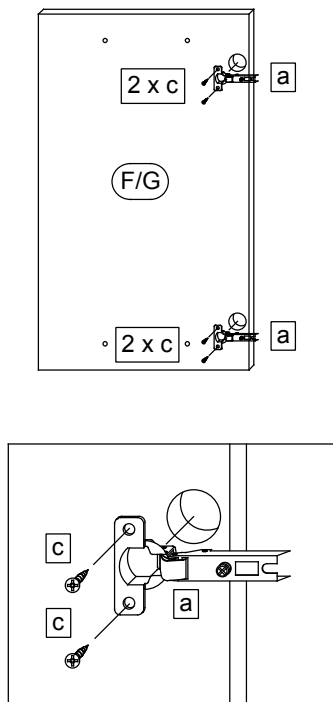
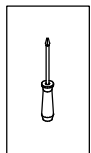
9.



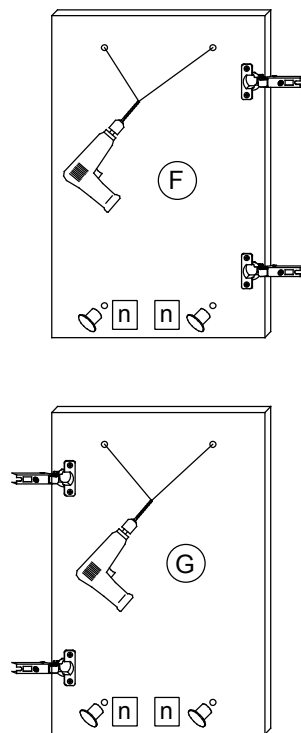
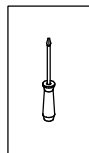
330



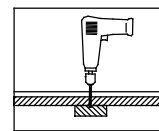
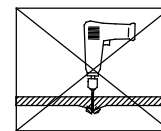
10.



11.

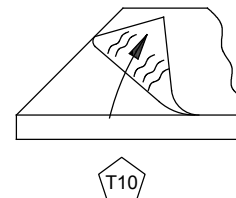


11.1



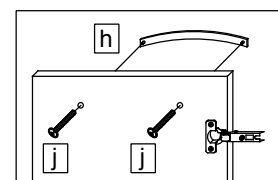
MOT-NZ0455S6 A4
Datum 05/09/17

11.2

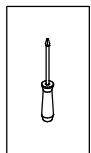


Bei Hochglanz-Fronten bitte erst die Schutzfolie entfernen und dann den Griff montieren!

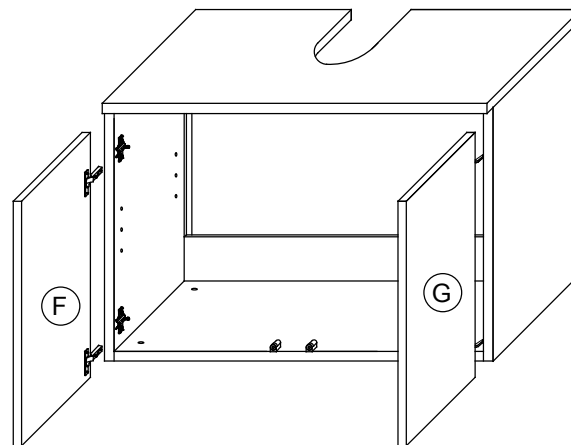
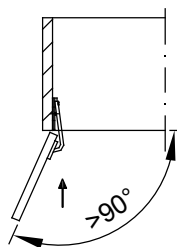
11.3



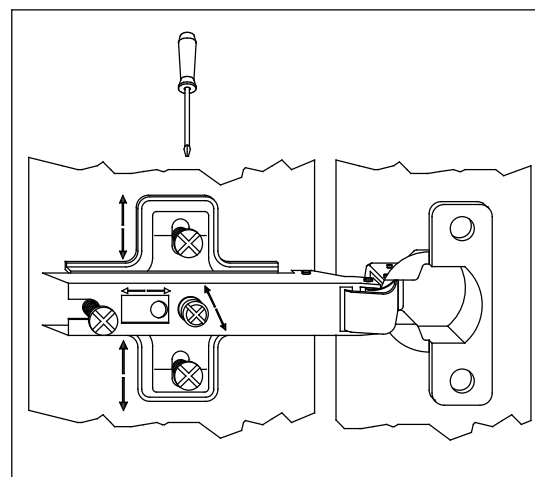
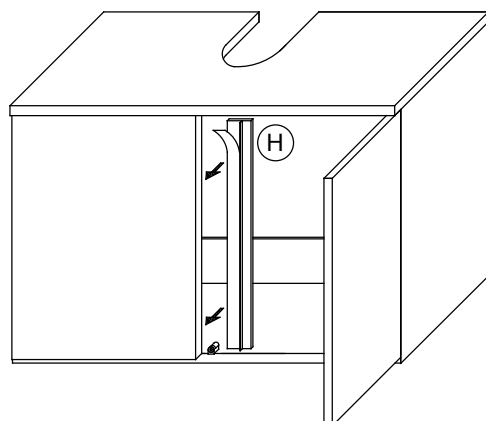
12.



Bei Türmontage das Scharnier einhängen, bis Anschlag öffnen und anschließend festschrauben.



13.



Das Möbel bitte nur mit einem feuchten Tuch reinigen.