


- |      |                             |      |                         |
|------|-----------------------------|------|-------------------------|
| (D)  | Montageanleitung            | (GB) | Assembly instructions   |
| (FR) | Notice de montage           | (IT) | Istruzioni di montaggio |
| (NL) | Handleiding voor de montage | (PL) | Instrukcja montażu      |
| (CZ) | Montážní návod              | (SK) | Návod na montáž         |
| (HU) | Szerelési útmutató          | (RO) | Instrucțiuni de montaj  |
| (TR) | Montaj talimati             | (RU) | Инструкция по монтажу   |

# 4264.68 Ohio

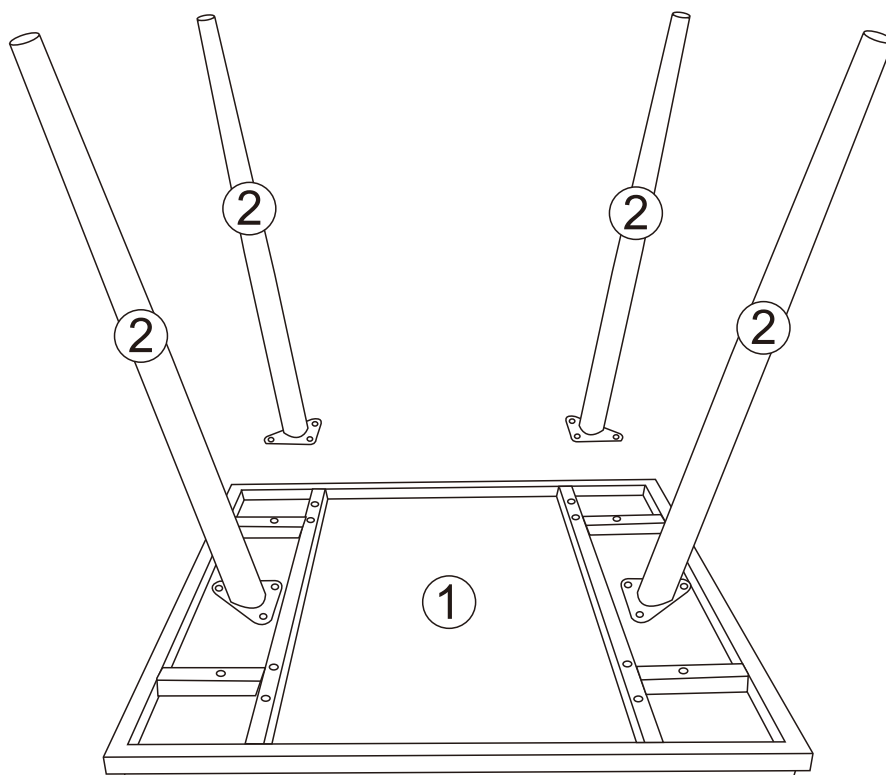

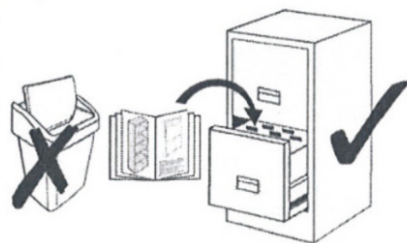


**Service • Assistenza • Dienstverlening • Serwis  
Servis • Szerviz • Сервисная служба**

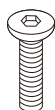
Name • Nom • Nome • Naam  
Nazwa • Jméno • Název • Név  
Denumire • Isim • Название

Nr. • No. • N° • Номер • Č • Sz

Tур • Type • Tip • Típus • Tipo  
Тип



Ax12



Bx12



Cx1




Dx4

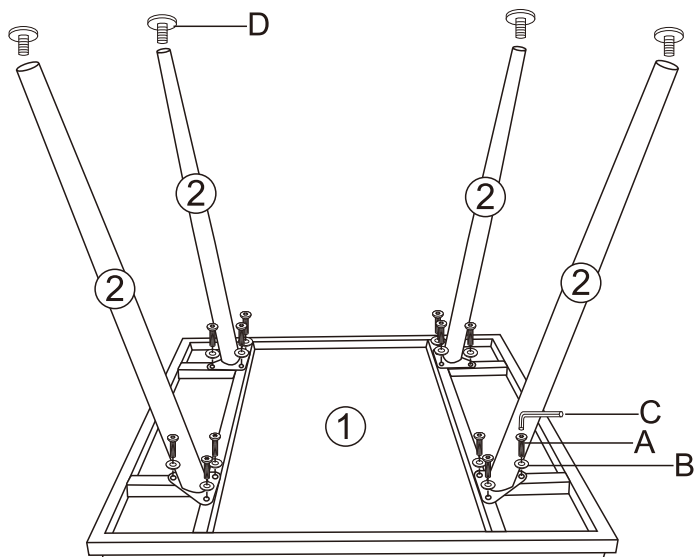
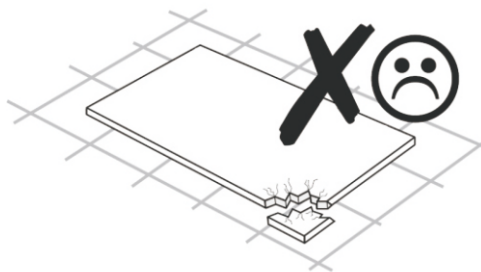


① x1

② x4



A 3D illustration of a white rectangular object, possibly a book or a tablet, resting on a grey rectangular base. The base has a textured, hatched border. To the right of the object, there is a large black checkmark and a smiley face icon, indicating a positive outcome or approval.



**Achtung:**  
Bitte Schraube A vorsichtig von Hand eindrehen.  
Bitte keinen Akkuschauber benutzen.  
Please screw in part A by hand.  
Please do not use a cordless drill.



A diagram showing a cylinder with horizontal lines representing its body, resting on a flat circular disk.

