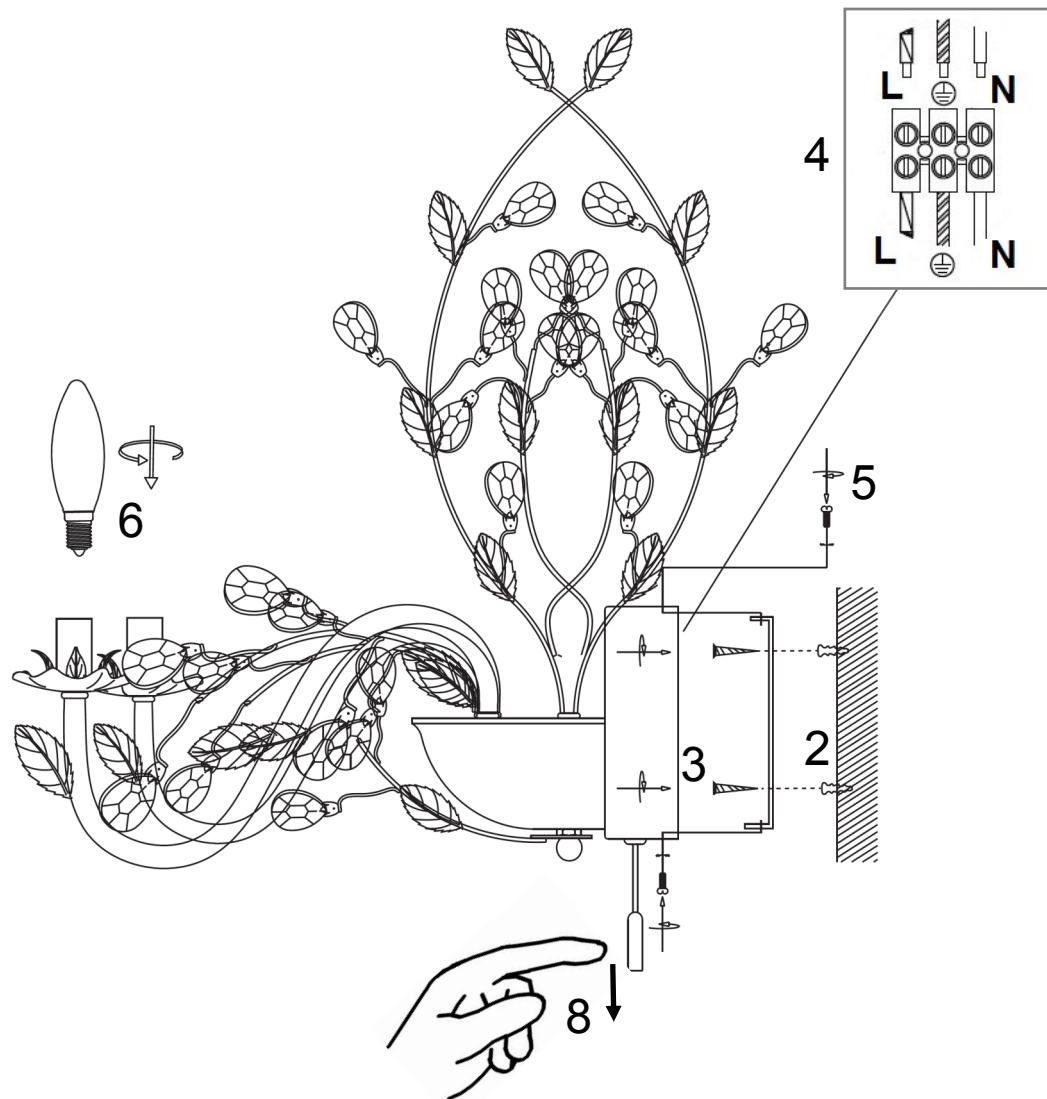

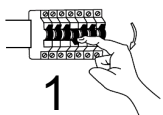


searchlight

2492-2

Ver:1.0 –6-11-17



SAFETY INFORMATION: (Please retain for future reference)

- This product must be installed in accordance with the national building regulations, if in doubt consult a competent electrician.
- Always turn off the mains supply before commencing the installation of this fitting .
- This is a Class I product and requires an Earth connection – 230 (240) V – 50Hz AC.
- The Product should not be modified , as this may void the product warranty and render the product unsafe.
- We recommend the use of a suitable RCD , capable of carrying the intended load and which is correctly fused.
- Before inserting and replacing a lamp make sure that the power is switched off and the bulb has cooled down. Do not exceed the maximum stated wattage.
- Never leave packaging components within reach of children as they can be a source of danger.

POSITION:

- The fitting is suitable for installation indoor locations only.
- The fitting is suitable for fixing onto a flat , solid surface.
- Ensure sufficient access to the fitting to enable safe maintenance.

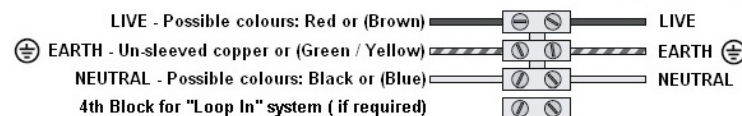
LAMP INFORMATION:

- We recommend LED lamps only.
- The fitting can be dimmed when using a dimmable LED lamp .
- Do not exceed the maximum wattage and bulb type stated on the lamp holder.

AFTERCARE AND MAINTENANCE:

- Always disconnect power supply when servicing or cleaning.
- Clean only with a dry or slightly damp cloth
- Do not use abrasive cloths or cleaners as this may damage the product.

INCOMING SUPPLY



LIGHT FITTING