






MAINS SUPPLY

LIGHT FITTING

LIVE - Possible colours : Red or Brown ————  ———— LIVE

 EARTH - Un sleeved copper or (Green / Yellow) ————  ———— EARTH 

NEUTRAL - Possible colours : Black or Blue ————  ———— NEUTRAL

SAFETY INFORMATION: (Please retain for future reference)

- Always turn off the mains supply before commencing the installation of this fitting .
- This is a Class 1 product and requires a permanent Earth connection - 220 (240) Volts-50Hz .
- This product must be installed in accordance with the national building and wiring regulations, if in doubt consult a qualified electrician.
- We do not recommend any modifications of the fitting as this may invalidate the warranty and render the fitting unsafe .
- This fitting is suitable for installation in Indoor locations only .
- Do not mount the fitting in a damp atmosphere.
- Allow the bulbs to cool (10 minutes) before replacing them
- Ensure sufficient access to the fitting to enable safe maintenance

LAMP INFORMATION:

- Do not exceed the maximum rated wattage stated on the lamp holders
- This fitting is suitable for use with normal halogen or LED lamps.
- This fitting is suitable for dimming , however if the luminaire is fitted with LED lamps they must be a “dimmable “ version

ADDITIONAL INFORMATION:

To Shorten the cables prior to installation follow the below guide :

- Using an Allen key loosen the cord grip.
- Carefully push the cable upwards until, the desired height is achieved .
- Pull any excess cable through the bar .
- Remember to re-tighten the cord grip to secure the cable .

The excess cable and terminal block once wired should be placed in the ceiling void .

Alternatively the excess cable can be cut and rewired into the terminal block. **If you wish to cut the excess cable please be aware this would be permanent as the cable cannot be lengthened at a later time. The clear Live and neutral wires should be marked prior to removal from the terminal block . Wrap at least 2 layers of insulation tape around the terminal block and supply wiring after rewiring has been completed. Always consult a qualified electrician if in doubt.**

AFTERCARE AND MAINTENANCE:

- Always disconnect power supply when servicing or cleaning.
- Clean only with a dry or slightly damp cloth.
- Do not use any abrasive cloths or cleaners as this may damage the product

