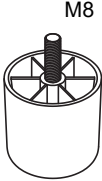

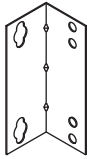

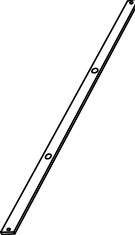
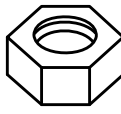


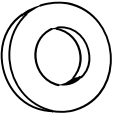

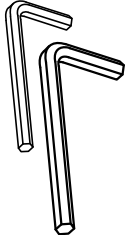

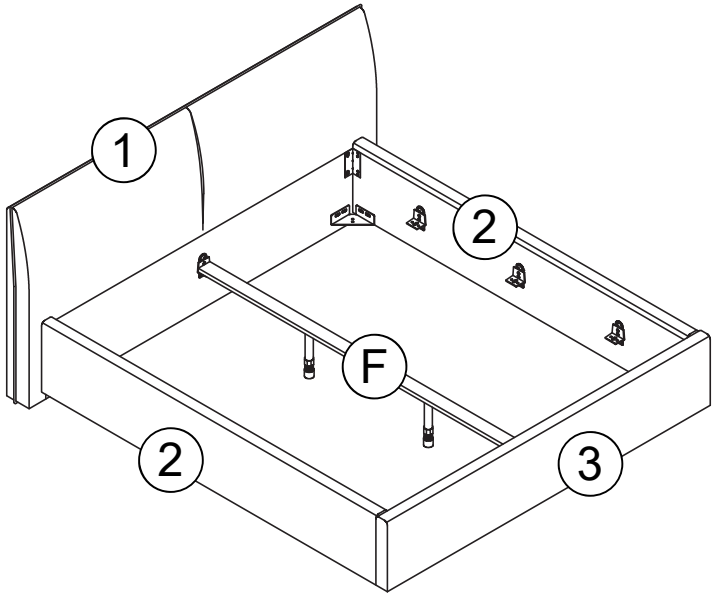

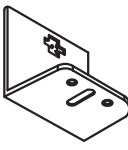
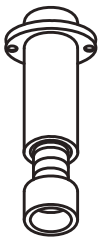





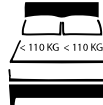
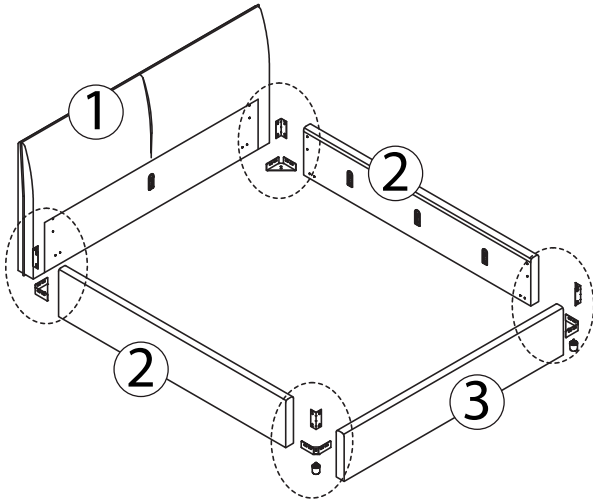
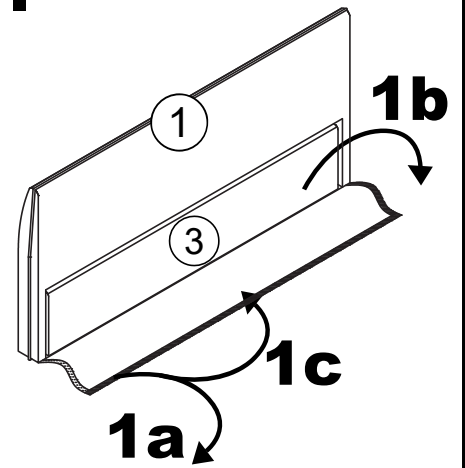


Allegra (KB-843)								140   160 180   200 x 200 cm
A-12	B-12	C-12	D-12	E-12	F-12	G-12	H-12	I-12
2	4	4	16	-	1	-	2	2
 M8 H 50			 M8*30	-	 1990*70*20	-	 M8	 M6*20
J-12	K-12	LL/LR-12	M-12	N-12	O-12	P-12	Q-12	R-12
-	-	-	-	1	2	-	-	12
-	-	-	-	 13	 M8*25	-	-	 4*20
S-12	T-12	UL/UR-12	V-12	W-12	X-12	Y-12	Z-12	AA-12
-	-	-	1 / 1	-	-	16	-	-
-	-	-	 4 / 5	-	-	 M8*25	-	-
AG-12	AI-12	AU-12	AV-12					
1	-	8	2					
 Set	-		 ca. 200-320					
		 60 min						

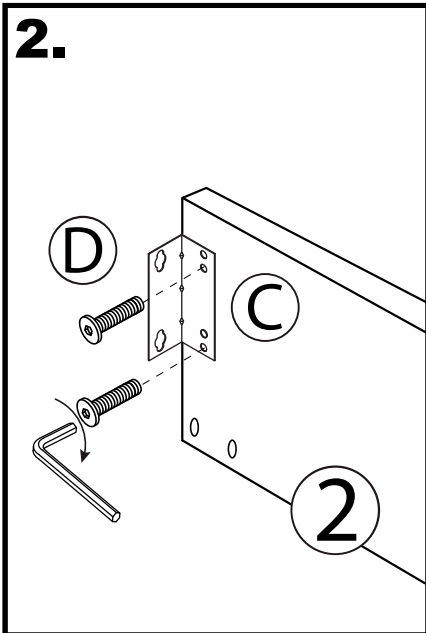
**1**



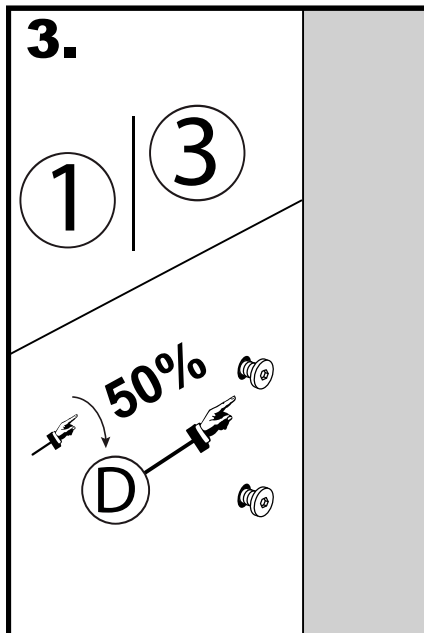
**1.**




**2.**



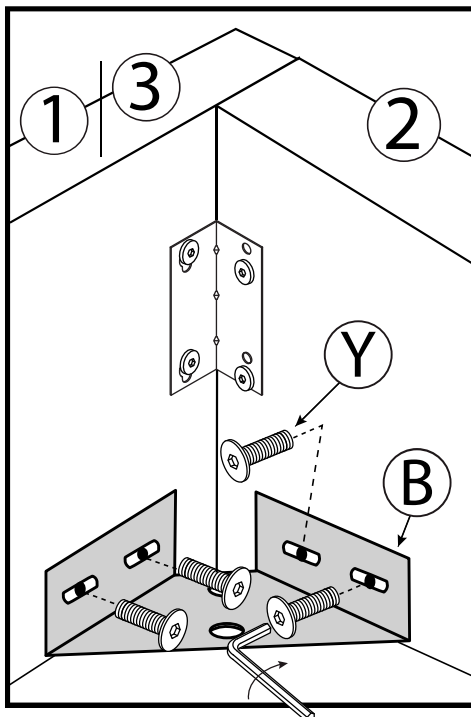
**3.**



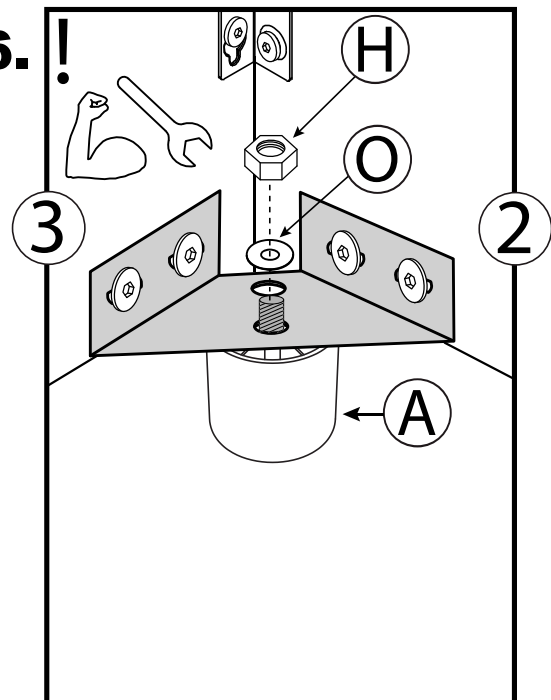
**4.**



**5.**



**6. !**

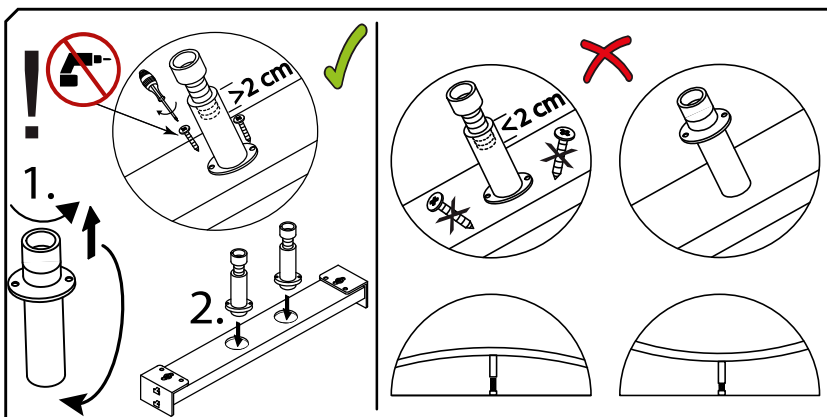
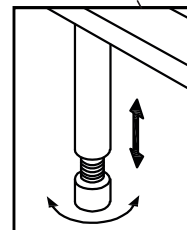
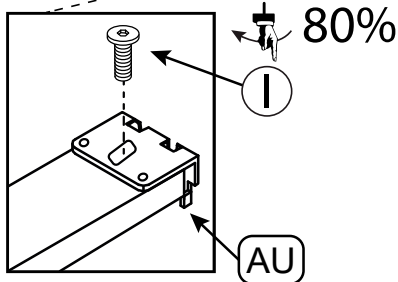
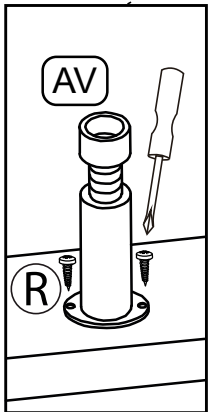
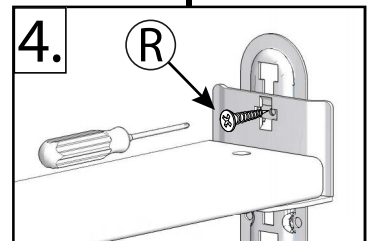
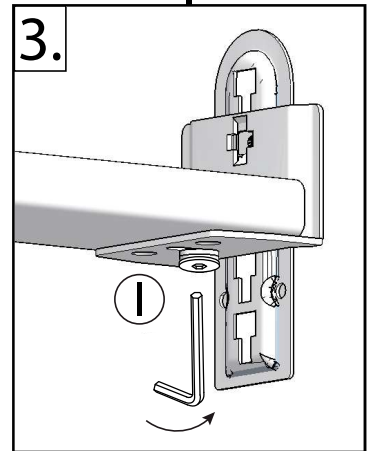
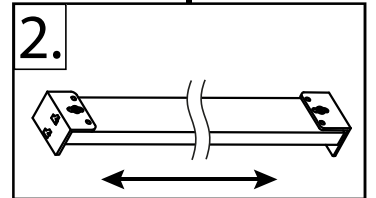
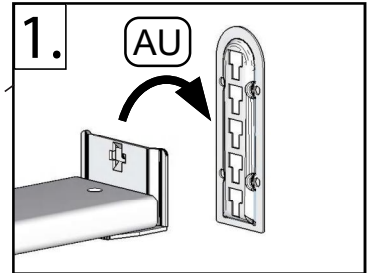
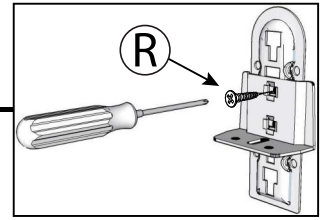
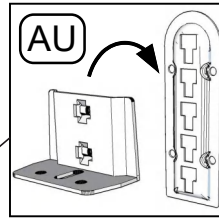
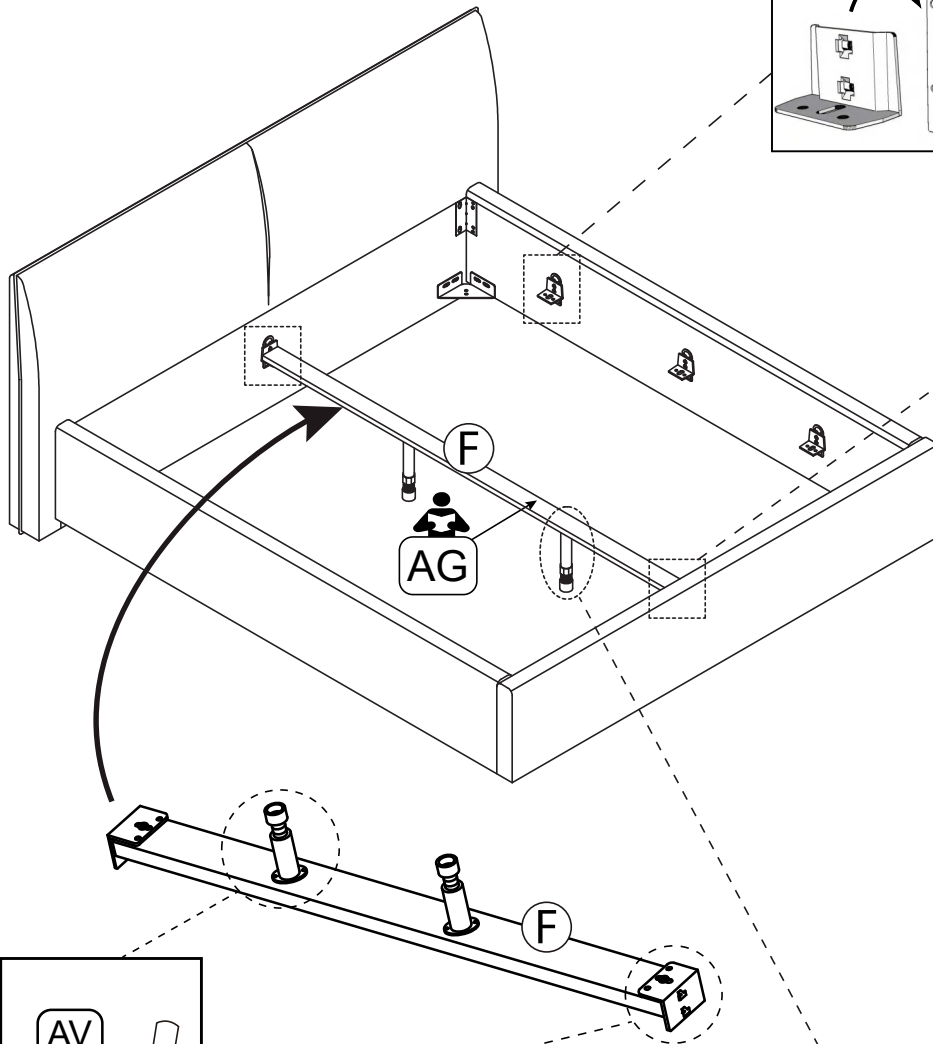


# Allegra

(KB-843)

140 | 160  
180 | 200  
x 200 cm

2





„Wichtig: Gebrauchs- und Montageanleitung für spätere Bezugnahme aufbewahren, sorgfältig lesen“

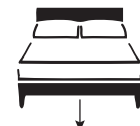

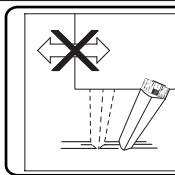
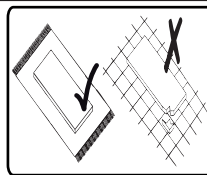
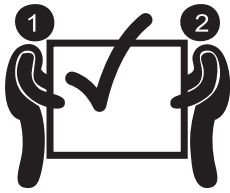
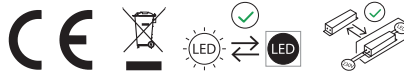
"Important: for future reference please keep the assembly instruction, read it carefully"

„Important : Notice d'utilisation et de montage pour toute référence ultérieure, à conserver et à lire attentivement.“



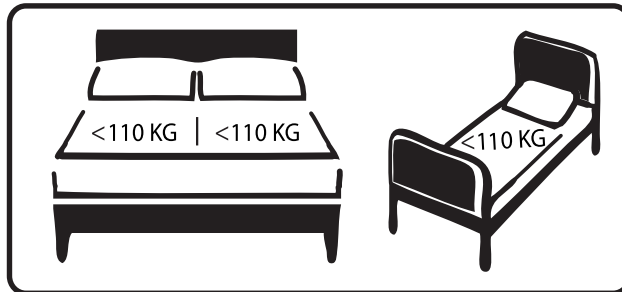
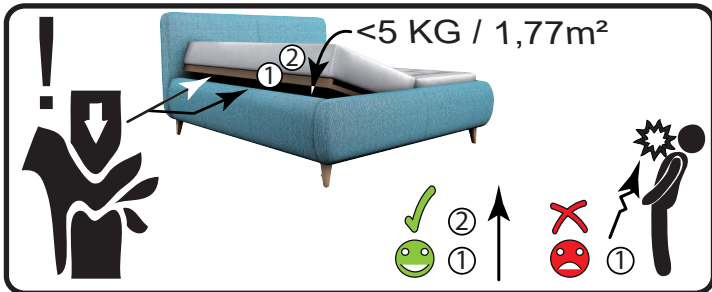
**Modelle** mit Lichtquellen: Die Lichtquellen und die separaten Steuerungselemente können zur Überprüfung durch die Marktüberwachungsbehörde / als Austauschteil aus dem umgebenden Produkt entnommen werden, ohne sie dauerhaft zu zerstören.

**Models** incl. LED Light: The light sources and the separate control elements can be removed from the surrounded product for inspection by the market surveillance authority / as replacement part without permanently destroying them. Instructions for this can be found in the technical documentation of the product.

**Modèles** avec sources lumineuses : Les sources lumineuses et les éléments de commande séparés peuvent être retirés du produit environnant pour être contrôlés par l'autorité de surveillance du marché / en tant que pièce de rechange sans être détruits de manière permanente. Vous trouverez des instructions à ce sujet dans la documentation technique du produit.



Sperrmüll / bulky waste / Déchets encombrants



инструкции за монтаж / návod k montáži / monteringsvejledning / instrucciones de montaje / monteerimisjuhendid / instructions de montage / asennusohjeet / οδηγίες συναρμολόγησης / szerelési útmutató / upute za montažu / istruzioni di montaggio / montāžas instrukcijas / surinkimo instrukcijos / montage-instructies / instruções de montagem / instrukcja montaży / instrukciunile de asamblare / инструкции по сборке / monteringsanvisningar / návod na montáž / navodila za montažo / montaj talimatları