DIAGONE

REF.E72 - COUCHAGE JUNIOR

REF. 004 - ERWAN

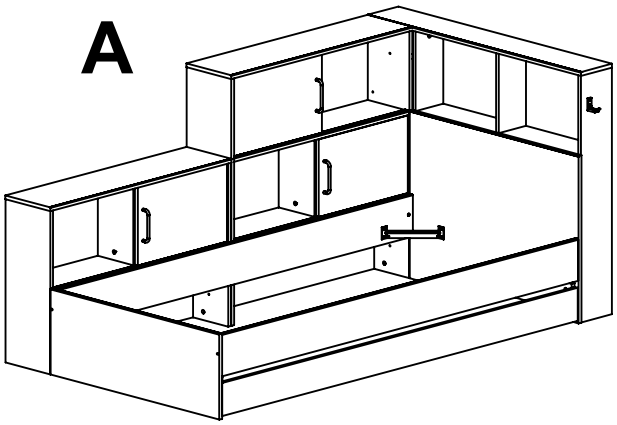

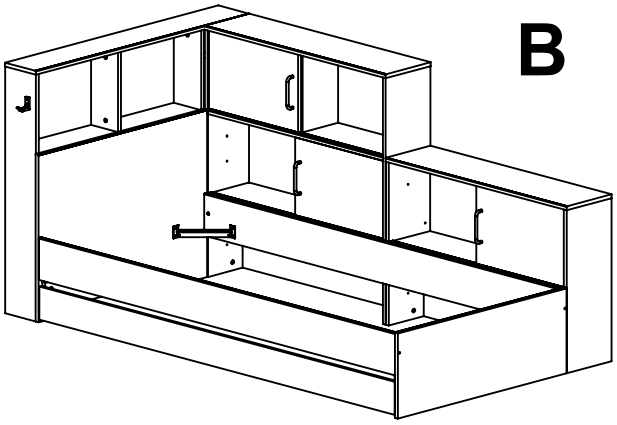

FR Nous vous remercions d'avoir choisi ce meuble. Pour garantir une satisfaction totale, il est très important que vous suiviez phase par phase les instructions de montage.

GB Thank you for buying this furniture. For your total satisfaction, it is very important that you follow the assembly instructions step by step.

ES Le agradecemos que haya elegido este mueble. Para garantizar una total satisfacción, es muy importante que siga todos los pasos de las instrucciones de montaje.

NL Wij danken u dat u voor dit meubel gekozen heeft. Voor een optimaal gebruik van het meubel is het van het grootste belang dat u stap voor stap de montage-instructies volgt.

DE ir danken Ihnen, dass Sie sich für dieses Möbelstück entschieden haben. Bitte befolgen Sie die Montageanleitung genau, damit Sie mit dem fertigen Möbel vollkommen zufrieden sind.

IT Vi ringraziamo per aver scelto questo mobile. Per garantire una totale soddisfazione, è molto importante che seguiate fase per fase le istruzioni di montaggio.

RU Спасибо за ваш выбор. Для правильной сборки необходимо внимательно прочитать инструкцию.

PT Muito obrigado por ter escolhido este móvel. Para garantir uma satisfação total, é muito importante que siga passo-a-passo as instruções de montagem.

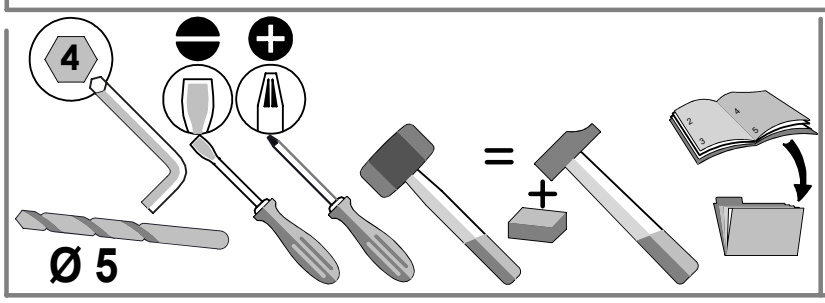

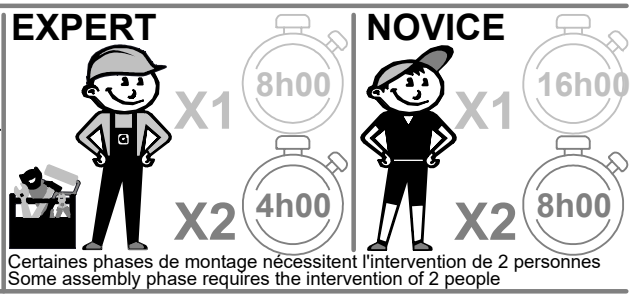

Certaines phases de montage nécessitent l'intervention de 2 personnes
Some assembly phase requires the intervention of 2 people

N° Série :

GAUTIER FRANCE BP 10 85510 LE BOUPERE FRANCE *contact@gautier.fr*

FR IMPORTANT - A CONSERVER POUR UNE CONSULTATION ULTERIEURE - A LIRE SOIGNEUSEMENT

Instructions de montage :
- **toute personne qui monte le meuble doit bien suivre la notice et respecter les conseils spécifiques donnés**,
- certaines pièces présentant des risques d'étouffement, ne pas réaliser le montage en présence de jeunes enfants,,
- pour éviter tout risque d'accrochage des vêtements, cordons, colliers, vérifiez le serrage de chaque dispositif d'assemblage,
- pour préserver l'environnement, triez les emballages et déposez-les dans l'endroit prévu pour leur recyclage (déchetterie).

Instructions d'utilisation :
Avant la première utilisation, un adulte doit vérifier que :
- les instructions de montage ont bien été respectées,
- le meuble ne présente aucun défaut ou anomalie fonctionnelle,
- le meuble est de niveau (n'hésitez pas à mettre des cales pour assurer le bon fonctionnement et la longévité des portes et tiroirs),
- tous les dispositifs d'assemblage sont convenablement serrés. Ceux-ci doivent être vérifiés régulièrement au cours de l'utilisation et resserrés si nécessaire.

Conseils d'utilisation :
- lors du déplacement de votre meuble, pour préserver sa longévité, nous vous conseillons de le vider,
- nos meubles vous donneront entière satisfaction dans des conditions habituelles d'utilisation (Température de 15 à 25° / Humidité de 50 à 70%).
- **Important :** toute modification apportée au meuble, non prévue par le fabricant, déclasse le produit de son usage initial et engage alors la responsabilité de celui qui réalise cette transformation;
- **Avertissements :** - Avertissement : Ne pas utiliser le meuble si certains éléments sont cassés, endommagés ou manquants, et n'utiliser que des pièces détachées approuvées par le fabricant;

Entretien :
- Nous vous recommandons de nettoyer nos meubles exclusivement à l'aide d'un chiffon doux imbibé d'eau savonneuse et de les essuyer avec un chiffon sec,

Garantie :
- Si, malgré tous nos contrôles, vous constatez une anomalie , nous vous remercions de préciser sa nature, le numéro de la ou les pièces défectueuses ainsi que les références et "N° de série" de votre meuble auprès de votre distributeur.

GB IMPORTANT, READ CAREFULLY AND KEEP FOR INFORMATION LATER.

Instructions for assembly :
- **When assembling the furniture, you must read the instructions carefully and follow any specific advice;**
- Some parts present a risk of suffocation - keep young children away when assembling;
- To avoid any risk of catching clothing, necklaces, etc, make sure that the joints are tightened at each stage of assembly;
- To protect the environment, sort the packaging and recycle it wherever possible.

Instructions for use :
Before using the product for the first time, an adult must check that :
- The assembly instructions have been followed correctly;
- furniture works correctly and is not defective;
- furniture is level. If necessary use wedges to level it so that drawers and doors open properly without forcing;
- all the fittings are properly tightened. Those must be checked regularly while used and tighten is needed.

Advice for use :
- If you have to move your furniture, we recommend that you empty it first to make it last longer;
- Our furniture should give you complete satisfaction in normal conditions of use (temperature from 15 to 25° / humidity of 50 to 70%);
- **Important :** - Any alteration made to the furniture, not recommended by the manufacturer, may make the product unfit for its initial use and is the sole responsibility of the person making the alteration.
- **Warnings :** - Warning : Do not use the product if any part is broken, torn or missing and use only spare parts approved by the manufacturer.

Maintenance :
- We recommend that you clean our furniture using only a soft cloth rung out in soapy water, and then polish it with a dry duster;

Guarantee :
- If, despite all our verifications, you notice an anomaly, kindly describe the nature of the anomaly, the number of the defective item or items, as well as the your distributor's reference number and "N° de série" for your piece of furniture.

ES IMPORTANTE, LEER ATENTAMENTE Y GUARDAR PARA CONSULTAS POSTERIORES.

Instrucciones de montaje :
- **cualquier persona que monte el mueble debe seguir correctamente las instrucciones y respetar los consejos especificos proporcionados,**
- dado que algunas piezas pueden provocar ahogos, no realizar el montaje en presencia de niños pequeños.
- para evitar cualquier riesgo de aprisionamiento de ropa, cordones ó collares, comprobar que todos los dispositivos de montaje están apretados.
- para preservar el medio ambiente, separe los embalajes y depositelos en el lugar previsto para su reciclaje (vertedero).

Instrucciones de uso :
Antes del primer uso, un adulto debe verificar lo siguiente :
- se han respetado correctamente las instrucciones de montaje,
- el mueble no presenta ningún defecto o anomalía de funcionamiento.
- el mueble está nivelado (no dude en colocar tacos para asegurar el buen funcionamiento y la longevidad de las puertas y de los cajones),
- Todos los dispositivos de montaje están bien apretados. Hay que verificarlos de manera regular durante el uso y apretarlos otra vez si se requiere.

Consejos de uso :
- cuando se desplace el mueble, para preservar su duración, le aconsejamos que lo vacie.
- nuestros muebles le proporcionarán total satisfacción en condiciones habituales de uso (Temperatura de 15 a 25º C /Humedad del 50 al 70 %).
- **Importante :** cualquier modificación realizada en el mueble, no prevista por el fabricante, cambia el uso inicial del producto y compromete la responsabilidad de la persona que realiza esta transformación.
- **Advertencias :** - Advertencias : No usar el mueble si algunas partes están dañadas o faltantes. Usar estrictamente las refacciones aprobadas por el fabricante.

Mantenimiento :
- Le recomendamos que limpie nuestros muebles exclusivamente con un trapo suave empapado de agua y jabón y que los seque con un trapo seco,

Garantía :
- Si pese a todos nuestros controles detectas una anomalía, te agradecemos que le indiques a tu distribuidor su naturaleza, el número de la o de las piezas defectuosas así como las referencias y "N° de série" del mueble.

NL BELANGRIJK, LEES DEZE INSTRUCTIES AANDACHTIG EN BEWAAR ZE ZODAT U ZE LATER NOG KUNT RAADPLEGEN.

Montagehandleiding :
- **bij montage van het meubel dient u stipt de handleiding en de specifieke instructies op te volgen,**
- houd tijdens de montage kleine kinderen uit de buurt, sommige kleine onderdelen kunnen verstikkingsgevaar opleveren,
- controleer of alle bevestigingselementen stevig vastgedraaid zijn zodat kleding, kettingen of koordjes niet kunnen blijven haken,
- denk aan het milieu, scheid het afval en breng het naar een recycling verzamelpunt (afvalverwerking).

Gebruikshandleiding :
Alvorens in gebruik te nemen moet een volwassene volgende nazien:
- de montage-instructies goed zijn opgevolgd,
- het meubel geen defecten of functionele gebreken vertoont,
- het meubel waterpas staat (plaats desnoods een blokje onder de poten zodat deuren en laden makkelijk sluiten, het verlengt de levensduur van uw meubel),
- alle montage onderdelen moeten degelijk aangespannen worden. Deze moeten regelmatig nagekeken worden tijdens het gebruik et indien nodig aangespannen.

Gebruiksadviezen :
- Verleng de levensduur van uw meubel door het meubel leeg te maken,
- onder normale gebruiksomstandigheden (temperatuur tussen 15 en 25°C/ vochtigheidsgraad 50 tot 70%) zult u ꝼ optimaal genieten van onze meubels.
- **Belangrijk :** De fabrikant is niet aansprakelijk voor wijzigingen die zonder zijn toestemming worden aangebracht en die het normale functioneren van het product in gevaar brengen.
- **Waarschuwingen :** - Waarschuwing : Het meubel niet gebruiken als er bepaalde onderdelen ontbreken, gebroken, of beschadigd zijn en tevens enkel en alleen door de fabrikant goedgekeurde wisselstukken of onderdelen gebruiken.

Onderhoud :
- Wij adviseren onze meubelen te reinigen met een zachte doek met zeepwater doordrenkt en met een droge doek af te drogen.

Garantie :
- Als u, ondanks al onze controles, toch een anomalie vaststelt, vragen we u om contact op te nemen met uw distributeur, en de aard van het probleem te beschrijven. De distributeur zal u om het nummer van het defecte onderdeel of de nummers van de defecte onderdelen, en de referenties en het "N° de série" van uw meubel verzoeken.

DE WICHTIGER HINWEIS. BITTE LESEN SIE DIESE UNTERLAGEN AUFMERKSAM DURCH UND BEWAHREN SIE SIE AUF.

Montageanleitung : **- Bei der Montage muss die Anleitung und die darin enthaltenen speziellen Hinweise genau befolgt werden.**
- Die Möbel müssen von Erwachsenen, niemals von Kindern montiert werden.
- Kleine Teile könnten verschluckt werden, arbeiten Sie deshalb nicht in Anwesenheit von Kleinkindern.
- Kontrollieren Sie, ob die Montiervorrichtungen fest angezogen sind, damit sich keine Kleider, Schnüre oder Ketten darin verfangen können.
- Schützen Sie die Umwelt! Trennen Sie das Verpackungsmaterial und entsorgen Sie es an einer Recycling-Sammelstelle.

Gebrauchsanleitung : Vor erstmaliger Benützung, muss eine Erwachsene Person folgendes Überprüfen:
- Wurde die Montageanleitung genau befolgt, - Weist das Möbelstück Fehler oder Anomalien auf,
- Steht das Möbelstück gerade ? (Verwenden Sie Ausgleichs-Keile, damit die Türen und Schubladen lange und einwandfrei funktionieren)
- Das alle zur Verfügung stehenden Montage-Schrauben usw. einwandfrei fixiert wurden. Von Zeit zu Zeit, nachträgliche Kontrolle vornehmen und eventuell Schrauben usw. nochmals anziehen-fixieren.

Gebrauchshinweise : - Wir raten dazu, die Möbelstücke-Elemente nur leer zu verschieben. Damit verlängern Sie deren Lebensdauer.
- Verwenden Sie die Möbel unter normalen Gebrauchsbedingungen (Zimmer-Temperatur zwischen: 15 bis 25°C / Luft-Feuchtigkeit zwischen: 50 bis 70%).
- **Wichtiger Hinweis :** - Änderungen am Möbelteile-Elemente etc. die vom Hersteller nicht vorgesehen sind, heben die ursprüngliche Gebrauchswidmung des Produktes auf. Eshaftet jene Person, die die Änderungen vorgenommen hat.
- **Vorsicht :** - Vorsicht : Das Möbel auf keinen Fall verwenden, wenn Möbel oder Teile fehlerhaft, unvollständig oder beschädigt sind. Nur Original- Ersatzteile welche vom Hersteller-Fabrikant empfohlen werden verwenden

Pflege : - Zur Reinigung empfehlen wir einen weichen, in Seifenwasser getränkten Lappen. Trocknen Sie anschließend das Möbelstück mit einem trockenen Lappen.

Garantie : - Sollten Sie trotz unserer durchgeführten Kontrollen einen Mangel feststellen, melden Sie diesen bitte Ihrem Händler unter Angabe der Art des Mangels, der Nummer des bzw. der fehlerhaften Teile sowie der Referenzen und "N° de série" Ihres Möbels.

IT IMPORTANTE, DA LEGGERE ATTENTAMENTE E DA CONSERVARE PER UNA ULTERIORE CONSULTAZIONE.

Istruzioni per il montaggio : **- qualsiasi persona che monti il mobile deve seguire bene le avvertenze e rispettare i consigli specifici forniti,**
- alcuni pezzi presentano dei rischi di soffocamento, non effettuare il montaggio in presenza di bambini piccoli,
- per evitare ogni rischio di aggancio degli indumenti, cordoni, collari, verificate il fissaggio di ogni dispositivo di assemblaggio,
- per conservare l'ambiente, smistate gli imballaggi e depositateli nel luogo previsto per il loro riciclaggio (discarica)

Istruzioni per l'uso : Prima del primo utilizzo un adulto deve verificare che:
- le istruzioni di montaggio siano state ben rispettate,
- il mobile non presenti nessun difetto o anomalia funzionale,
- il mobile sia a livello (non esitate a mettere delle zeppe per assicurare il corretto funzionamento e la longevità delle porte e dei cassetti),
- tutti i dispositivi di assemblaggio siano ben chiusi-fissati. Questi devono essere verificati e controllati regolarmente e rifissati se necessario anche in seguito.

Consigli per l'uso : - al momento dello spostamento del vostro mobile, per preservare la sua longevità, vi consigliamo di vuotarlo,
- i nostri mobili vi daranno piena soddisfazione nelle normali condizioni di utilizzo (Temperatura da 15 a 25° / Umidità dal 50 al 70 %).
- **Importante :** qualsiasi modifica apportata al mobile, non prevista dal fabbricante, declassa il prodotto dal suo uso iniziale e impegna allora la responsabilità di colui che realizza questa trasformazione
- **Precauzioni :** - Precauzioni : non utilizzare il letto se certi elementi sono rotti, difettosi o mancanti. Utilizzare unicamente pezzi di ricambio originali approvati dal fabbricante

Manutenzione : - Vi raccomandiamo di pulire i nostri mobili con l'aiuto di uno straccio morbido imbevuto di acqua insaponata e di asciugarli con uno straccio asciutto,

Garanzia : - In caso venissero riscontrate anomalie nonostante tutti i nostri controlli, indicare al rivenditore la natura del difetto, il numero del pezzo o dei pezzi difettosi, le referenze e il "N° de série" del mobile.

RU Это важно! Внимательно прочитайте данную инструкцию и сохраните ее для того, чтобы в дальнейшем при необходимости к ней обращаться.

Инструкции по сборке : **- Для осуществления сборки мебели необходимо следовать инструкции, а также ознакомиться с советами**
- Поскольку некоторые элементы могут представлять вред для дыхательных путей, не осуществляйте сборку в присутствии маленьких детей
- Проверьте крепление каждого элемента, чтобы избежать поломки изделия при эксплуатации
- Чтобы не вредить окружающей среде, рассортируйте ненужное в коробки и отправьте их в места утилизации

ИНСТРУКЦИИ ПО ЭКСПЛУАТАЦИИ : Перед началом эксплуатации мебели необходимо проверить:
- Соблюдены все инструкции по установке - У мебели нет изъянов или функциональных неисправностей
- Мебель собрана правильно (убедитесь в функционировании дверок и выдвижных ящиков)
- Все ли крепёжные элементы хорошо закручены. Эти элементы должны регулярно проверяться во время эксплуатации мебели и быть закрученными при необходимости.

Советы по использованию : - Для того, чтобы переставить мебель, рекомендуется отсвободить ее от содержимого
- Рекомендуется эксплуатировать мебель в помещениях с температурой от 15 до 25 градусов и с влажностью 50-70%
- **Это важно! :** Любая модификация мебели, которая не предполагается изготовителем и не соответствует обычному назначению продукта, находится под ответственностью того, кто ее совершает.
- **Предостережения :** - Предостережения : Не пользуйтесь мебелью, если некоторые элементы отсутствуют, сломаны или повреждены, и, используйте только запчасти, рекомендованные производителем.

Уход за мебелью : - Рекомендуется чистить мебель только при помощи влажной тряпки, смоченной мыльной водой, с последующим протиранием сухой тряпкой.

Гарантия : - Если, несмотря на все наши меры по контролю, вы находите неисправность, просим вас указать ее природу, номер неисправной(-ых) детали(-ей), а также артикулы и " N° de série " вашей единицы мебели у вашего дистрибьютора.

PT IMPORTANTE - GUARDE PARA CONSULTA POSTERIOR - LEIA ATENTAMENTE

Instruções de montagem : **- qualquer pessoa que monte o móvel deve seguir este manual de instruções e respeitar os conselhos específicos nele contidos,**
- algumas peças podem causar asfixia, não proceda à montagem do móvel na presença de crianças pequenas,
- para evitar qualquer risco de engate de peças de vestuário, cordões, colares, verifique se todos os dispositivos de montagem estão apertados,
- para proteger o ambiente, coloque as embalagens no respetivo contentor de reciclagem (lixo).

Instruções de utilização : Antes da primeira utilização, um adulto deve verificar que :
- as instruções de montagem foram devidamente respeitadas, - o móvel não apresente nenhum defeito ou anomalia funcional,
- o móvel está nivelado (se necessário coloque calços para garantir o bom funcionamento e longevidade das portas e gavetas),
- todos os dispositivos demontagem estão corretemente apertados. Estes devem ser verificados regularmente ao longo da utilizaçõe e devem ser reapertados quando necessário.

Conselhos de utilização : - se deslocar o móvel, para preservar a sua longevidade, aconselhamos a que o esvazie,
- os nossos móveis vão satisfazer as suas espectativas nas condições normais de utilização (temperatura de 15 a 25° / humidade de 50 a 70%).
- **Importante:** qualquer modificação feita no móvel, não prevista pelo fabricante, altera a classificação da utilização inicial do produto e responsabiliza quem tenha procedido a essa transformação;
- **Aviso:** Não utilizar o móvel se houver elementos partidos, danificados ou em falta, e utilizar apenas peças de substituição aprovadas pelo fabricante;

Manutenção : - Recomendamos que a limpeza dos nossos móveis seja feita apenas com um pano suave embebido em água e sabão e de seguida enxugado com um pano seco,

Garantia : - Se, apesar de todos os nossos controlos, detetar uma anomalia, pedimos que a pormenorize, indique o número da peça ou peças defeituosas bem como as referências e "N° de série" do seu móvel junto do seu distribuidor.

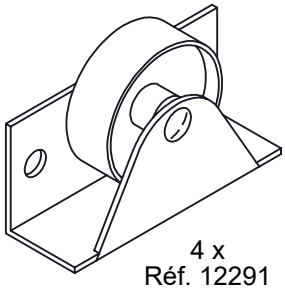

4 x
Réf. 12291

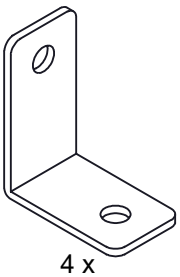

4 x
Réf. 19906

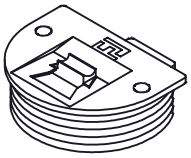

6 x
Réf. 39743

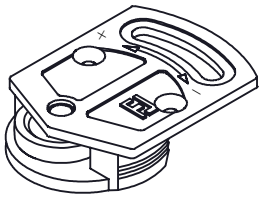

6 x
Réf. 39744

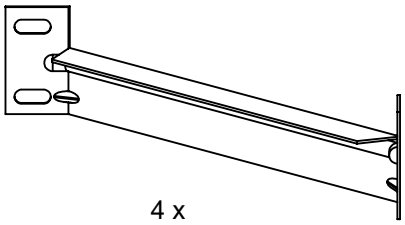

4 x
Réf. 48049

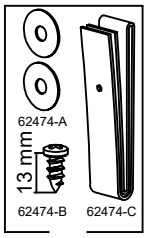

2 x
Réf. 62474

3 x
Réf. 64672

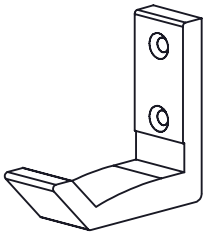

1 x
Réf. 66264

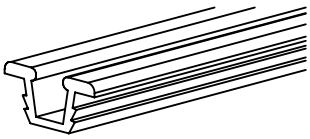

6 x
Réf. 66525

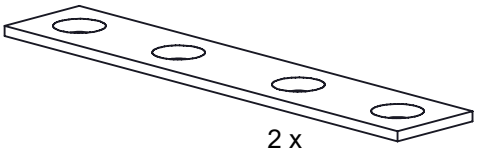

2 x
Réf. 63810

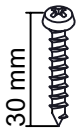

12 x
Réf. 12579

25 x
Réf. 5397

6 x
Réf. 9766

4 x
Réf. 36007

16 x
Réf. 58230

2 x
Réf. 37425

2 x
Réf. 11303

2 x
Réf. 60749

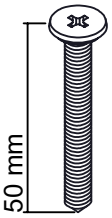

2 x
Réf. 12804

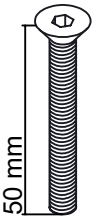

2 x
Réf. 37809

38 x
Réf. 62362

38 x
Réf. 64659



52 x
Réf. 533

11 x
Réf. 13758

4 x
Réf. 14317

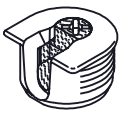

9 x
Réf. 18925

9 x
Réf. 18926

6 x
Réf. 35782

6 x
Réf. 64626

2 x
Réf. 1390

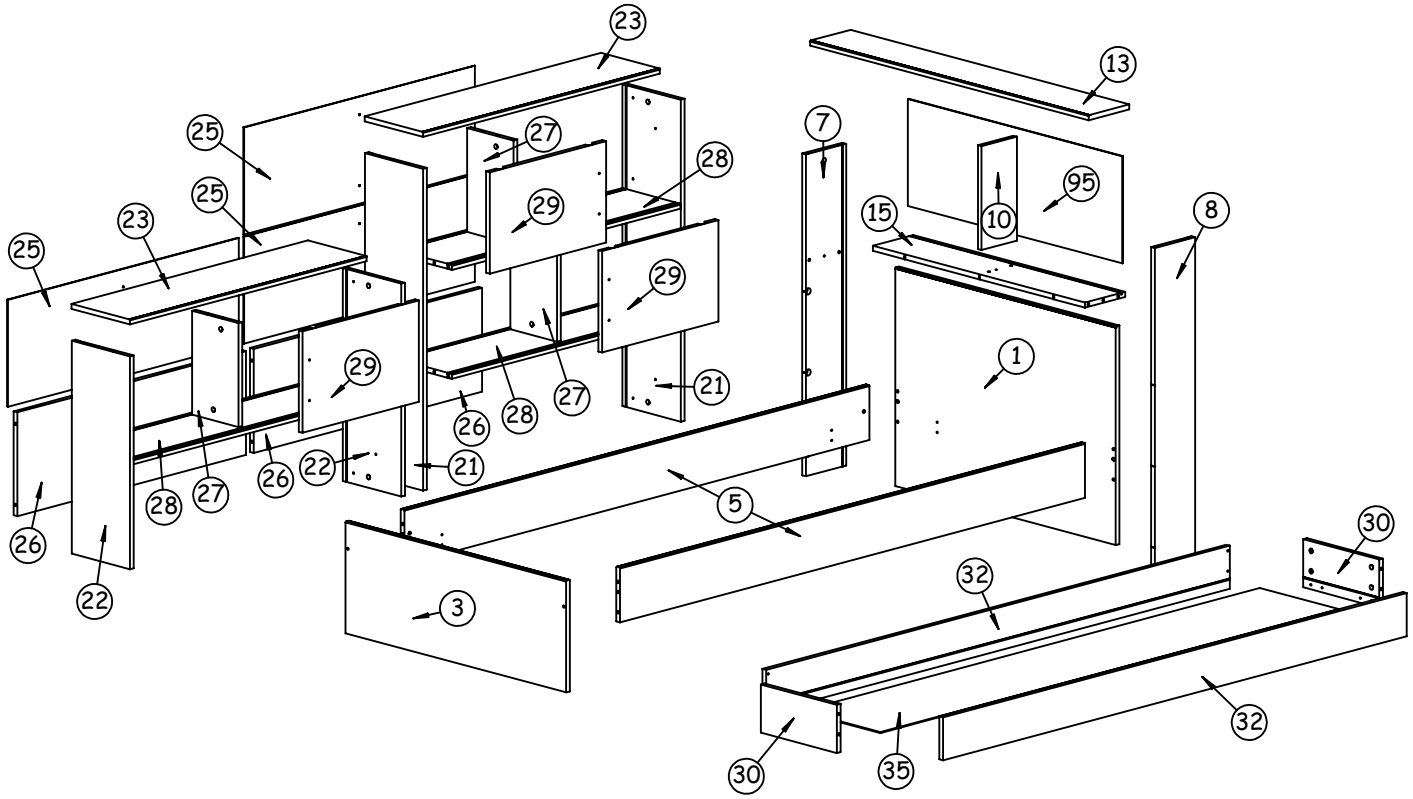

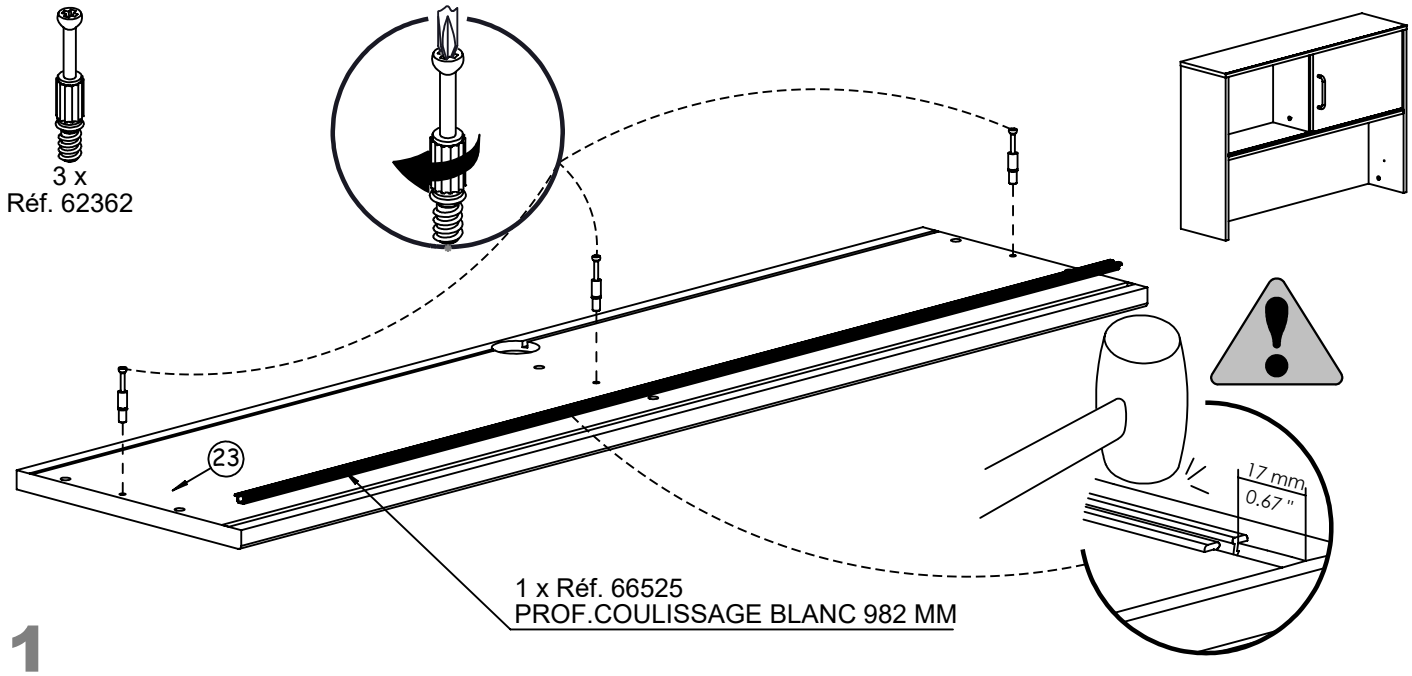
3 x
Réf. 62362
23
17 mm
0.67 "
1 x Réf. 66525
PROF.COULISSAGE BLANC 982 MM

1

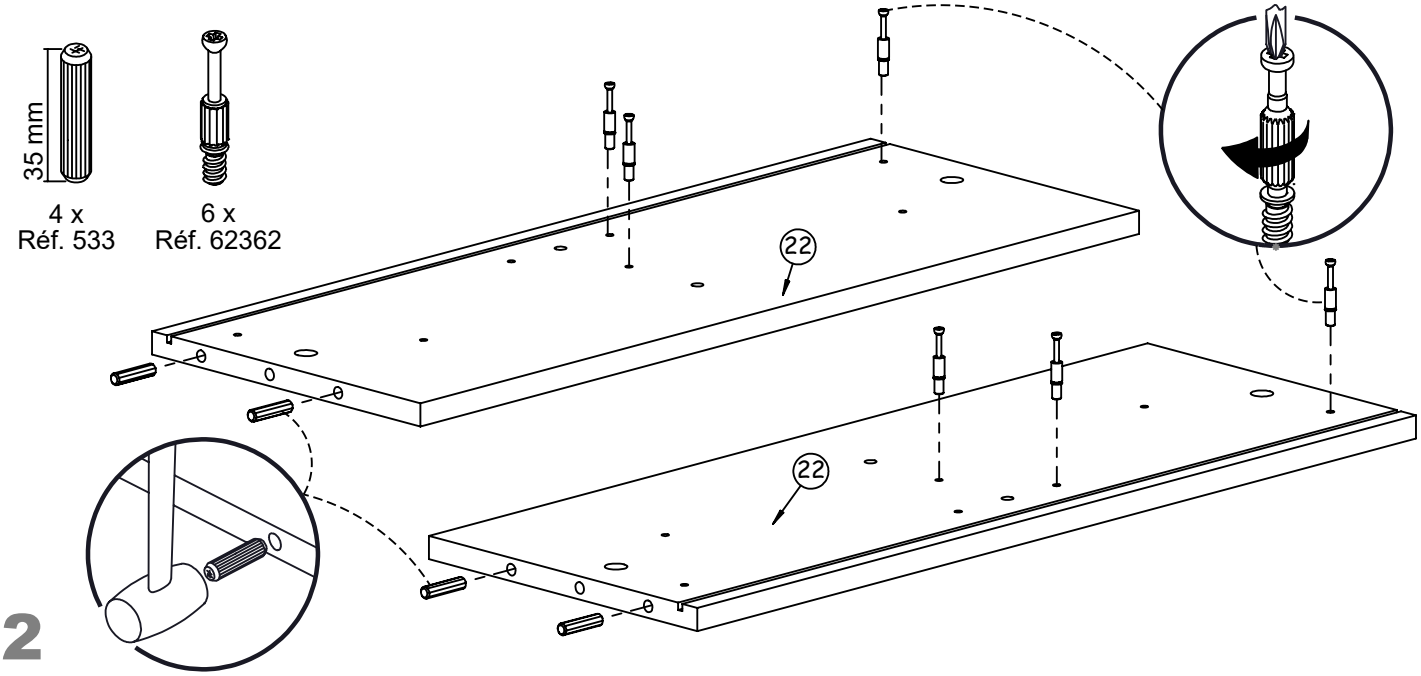
35 mm
4 x
Réf. 533
6 x
Réf. 62362
22
22

2

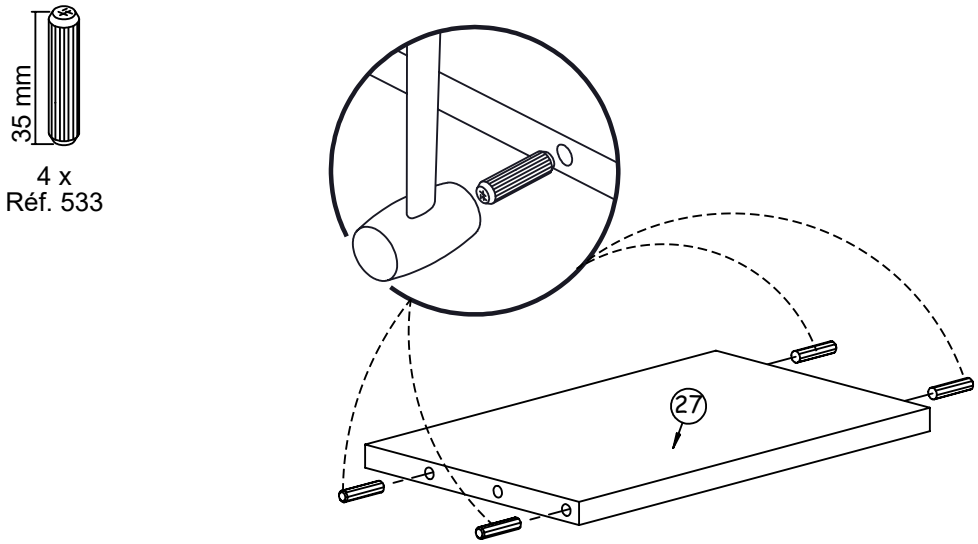
35 mm
4 x
Réf. 533
27

3

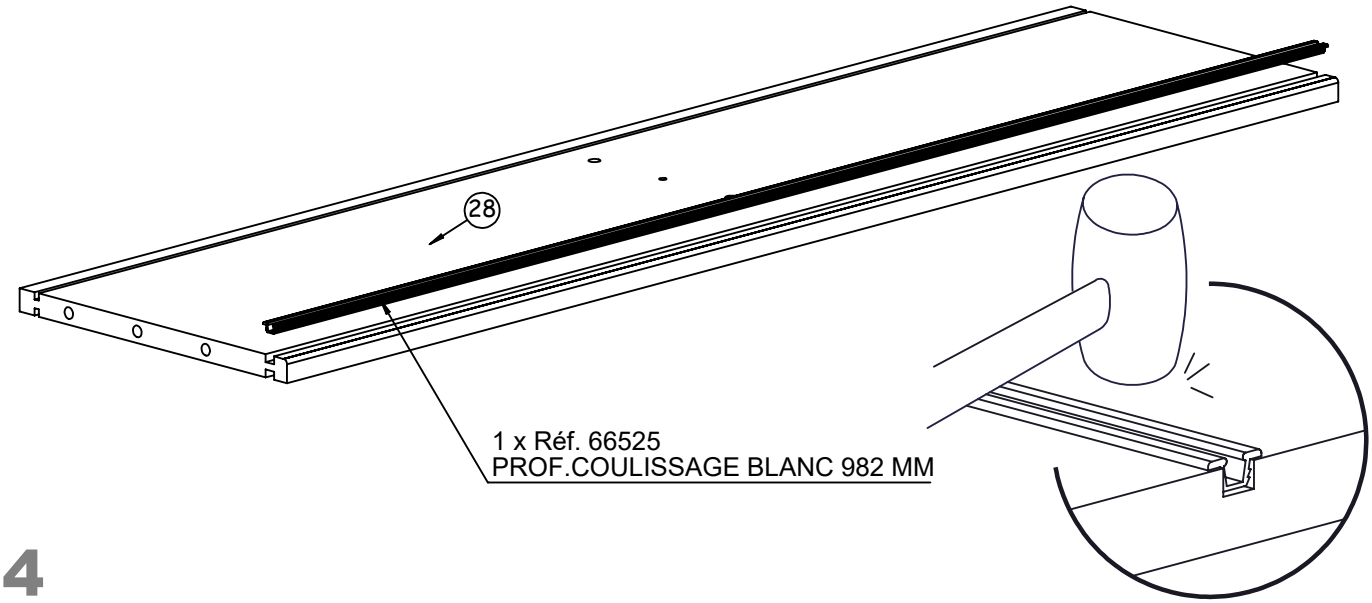
28
1 x Réf. 66525
PROF.COULISSAGE BLANC 982 MM

4

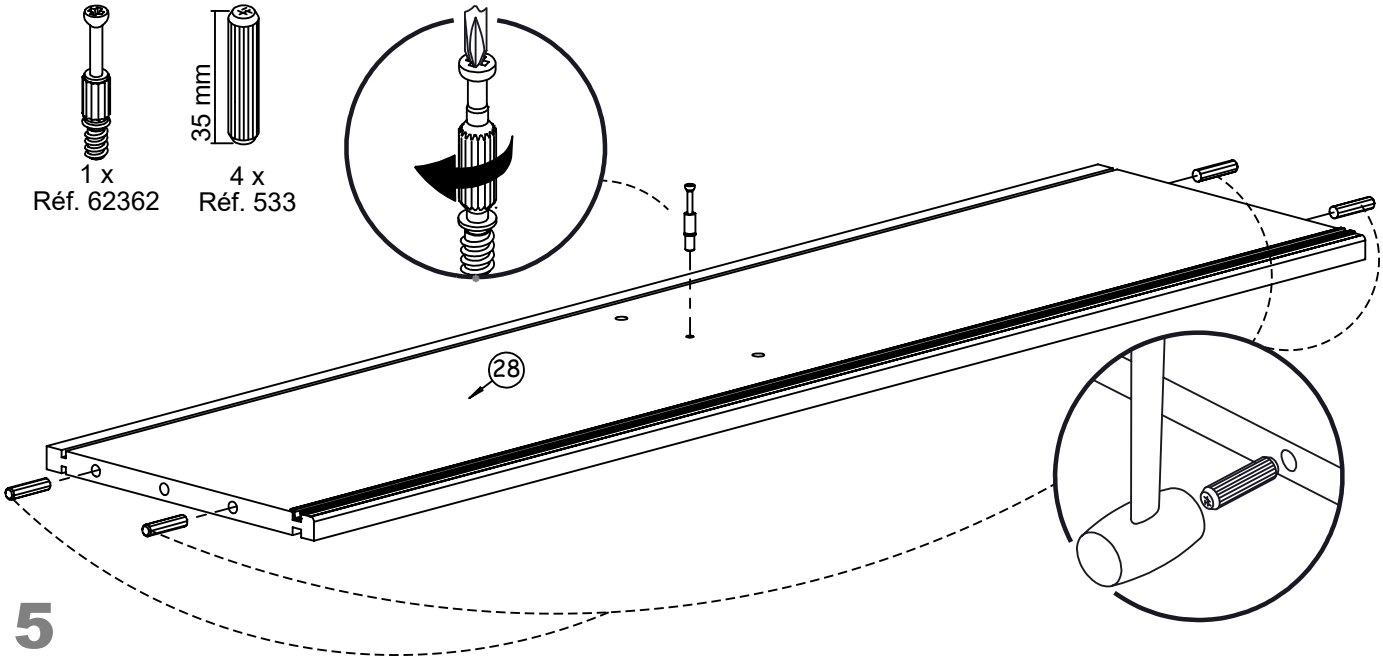
35 mm
1 x
Réf. 62362
4 x
Réf. 533
28

5

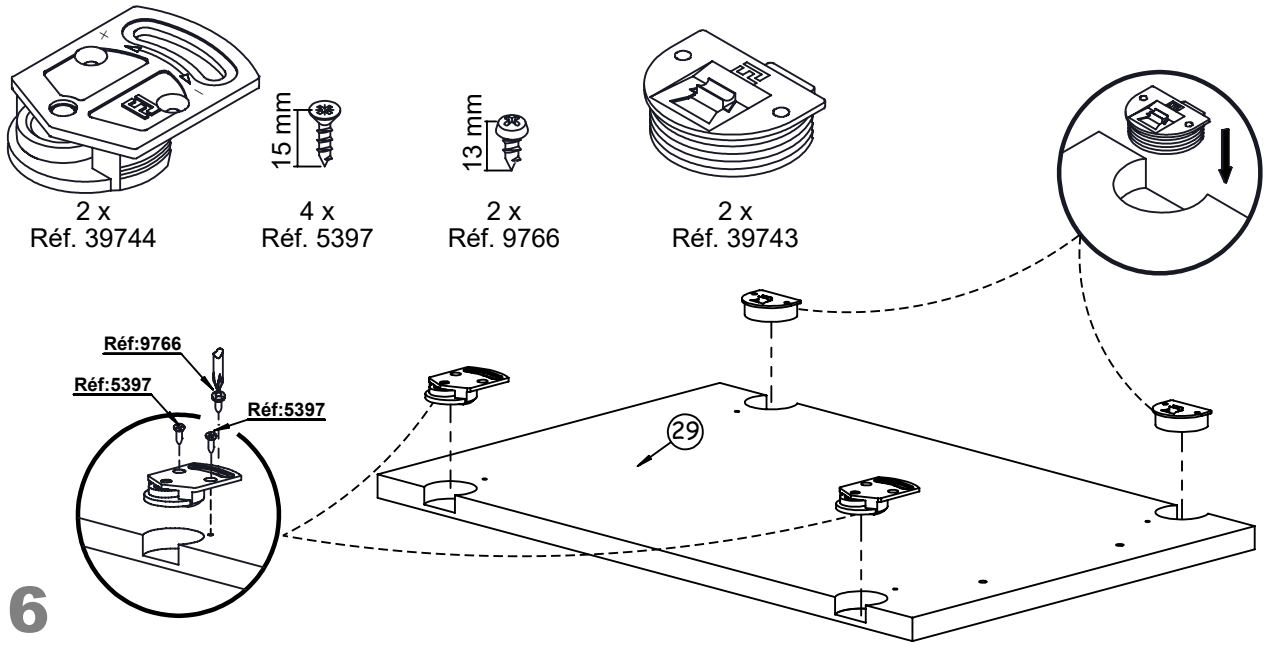
15 mm
13 mm
2 x
Réf. 39744
4 x
Réf. 5397
2 x
Réf. 9766
2 x
Réf. 39743
Réf:9766
Réf:5397
Réf:5397
29

6

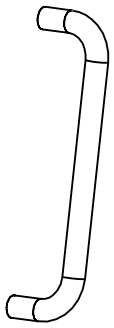

1 x
Réf. 64672

2 x
Réf. 12579

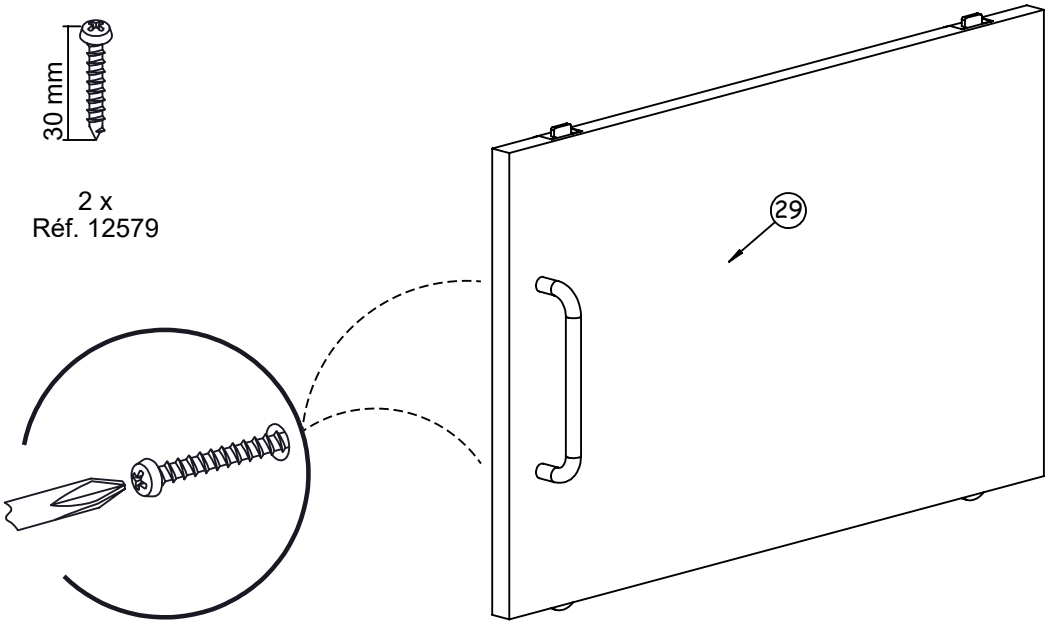

7

2 x
Réf. 64659

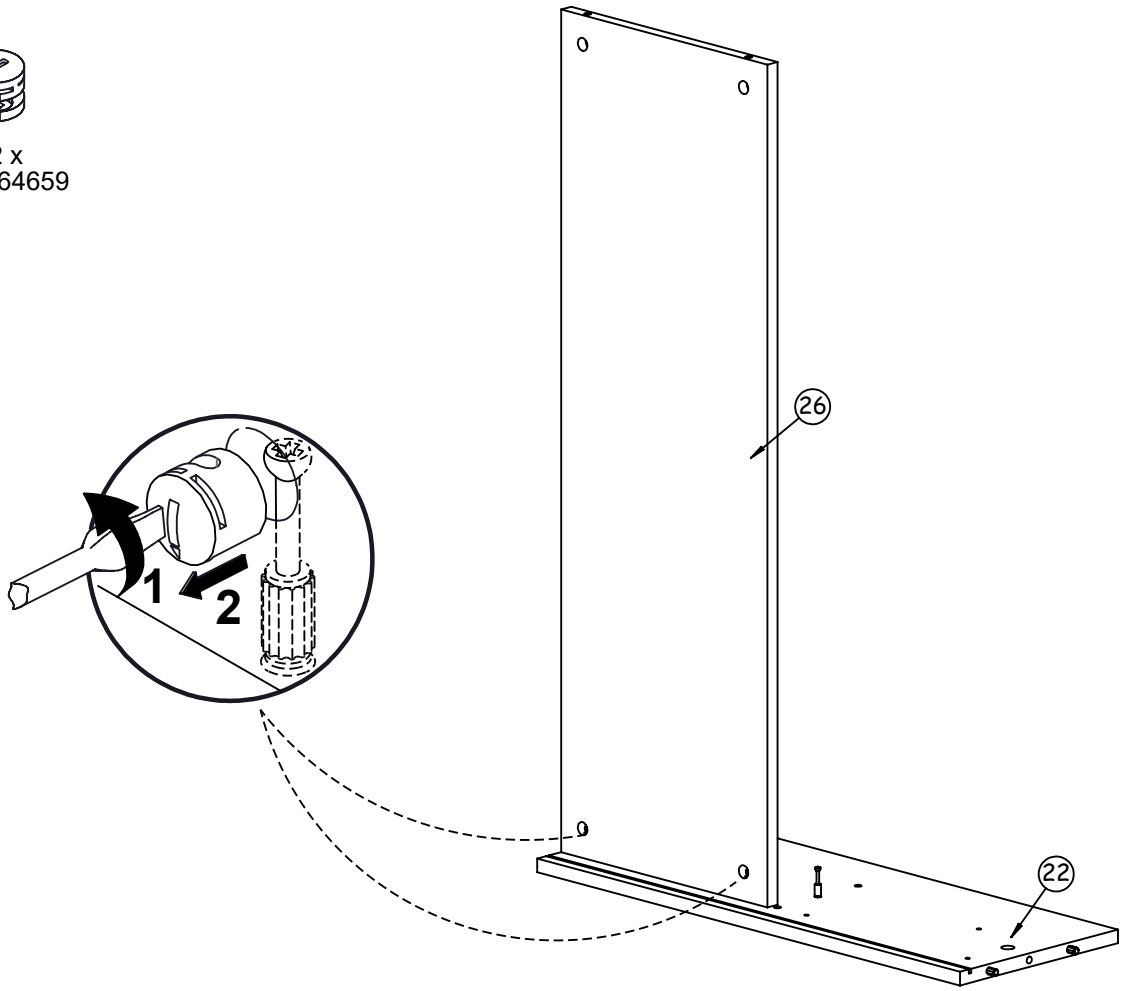

8

1 x
Réf. 64659

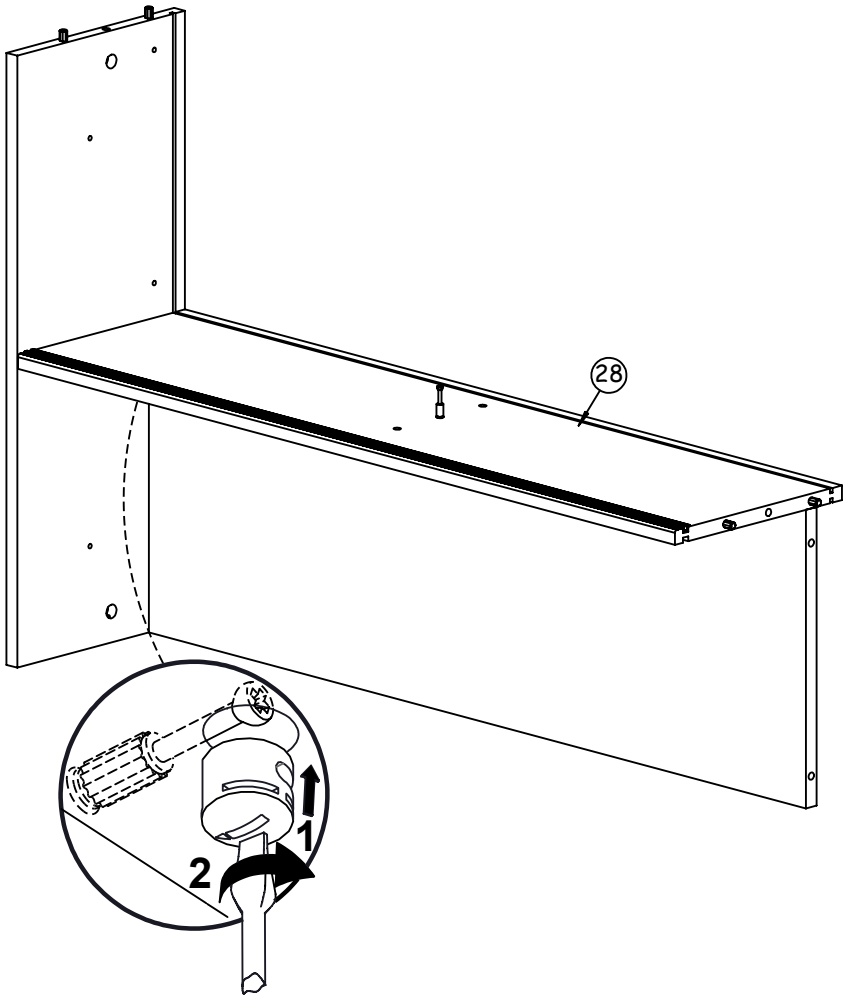

9

1 x
Réf. 64659

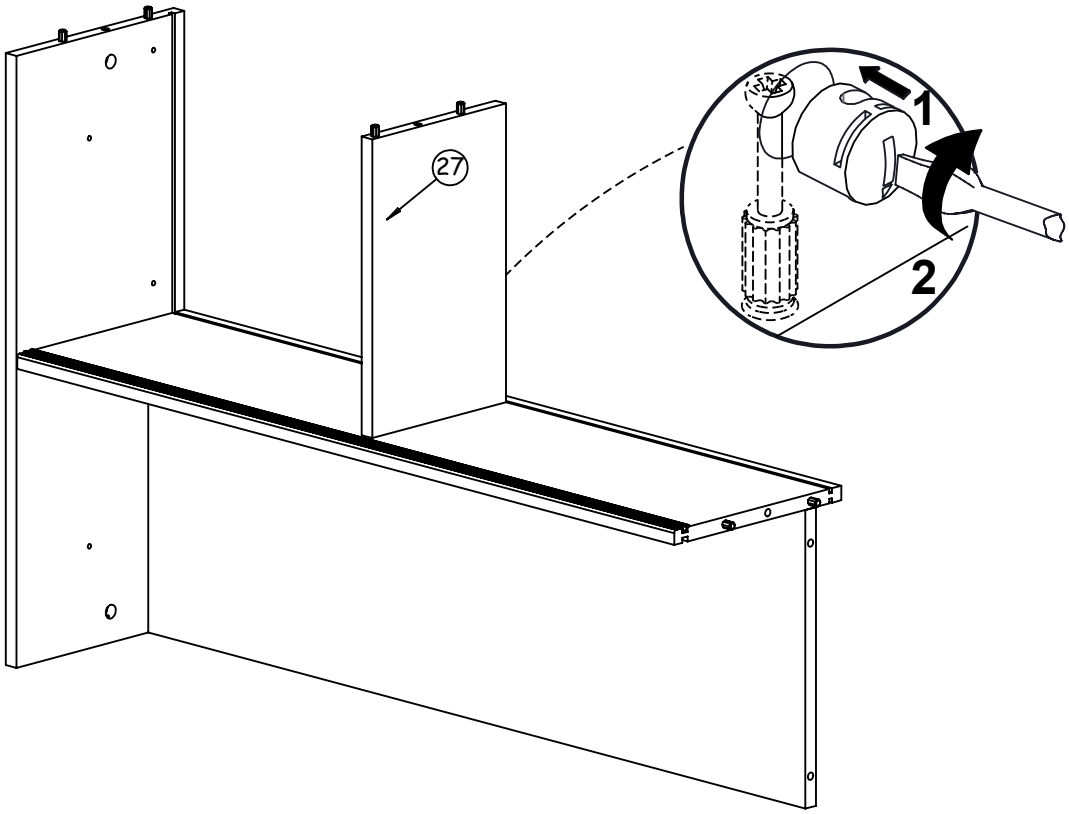

10

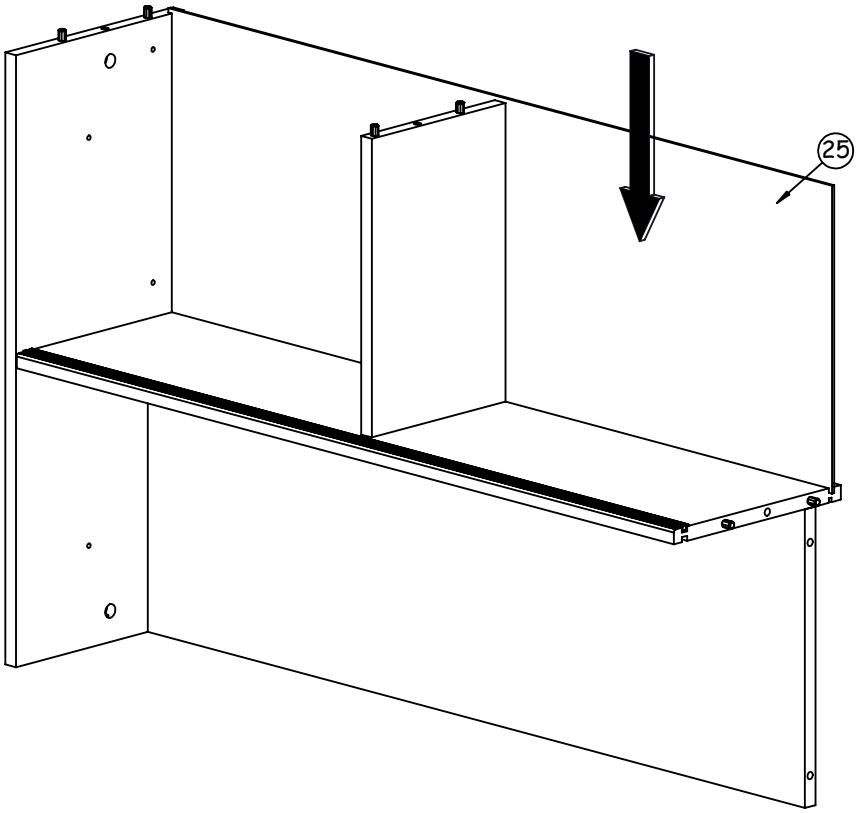

11

2 x
Réf. 64659

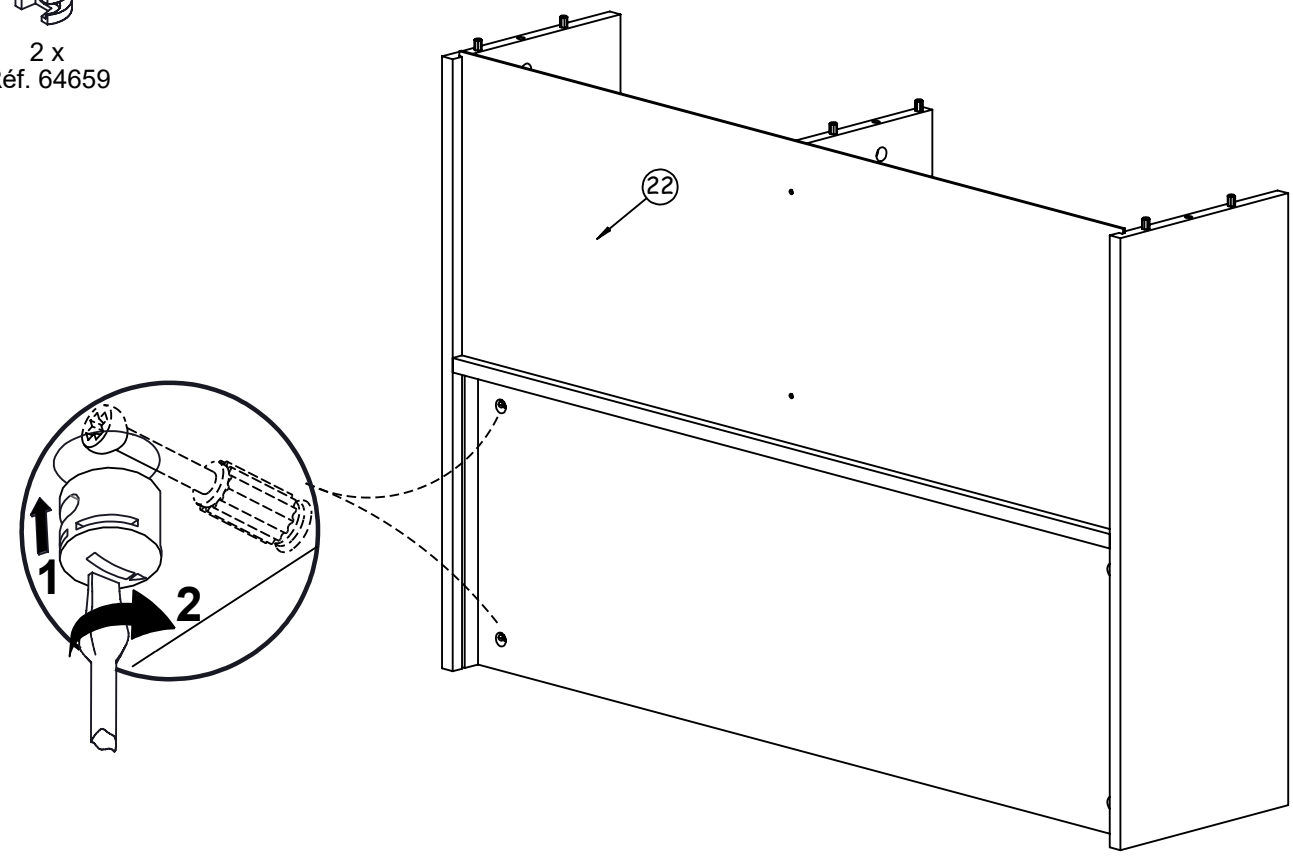

12

4 x
Réf. 64659

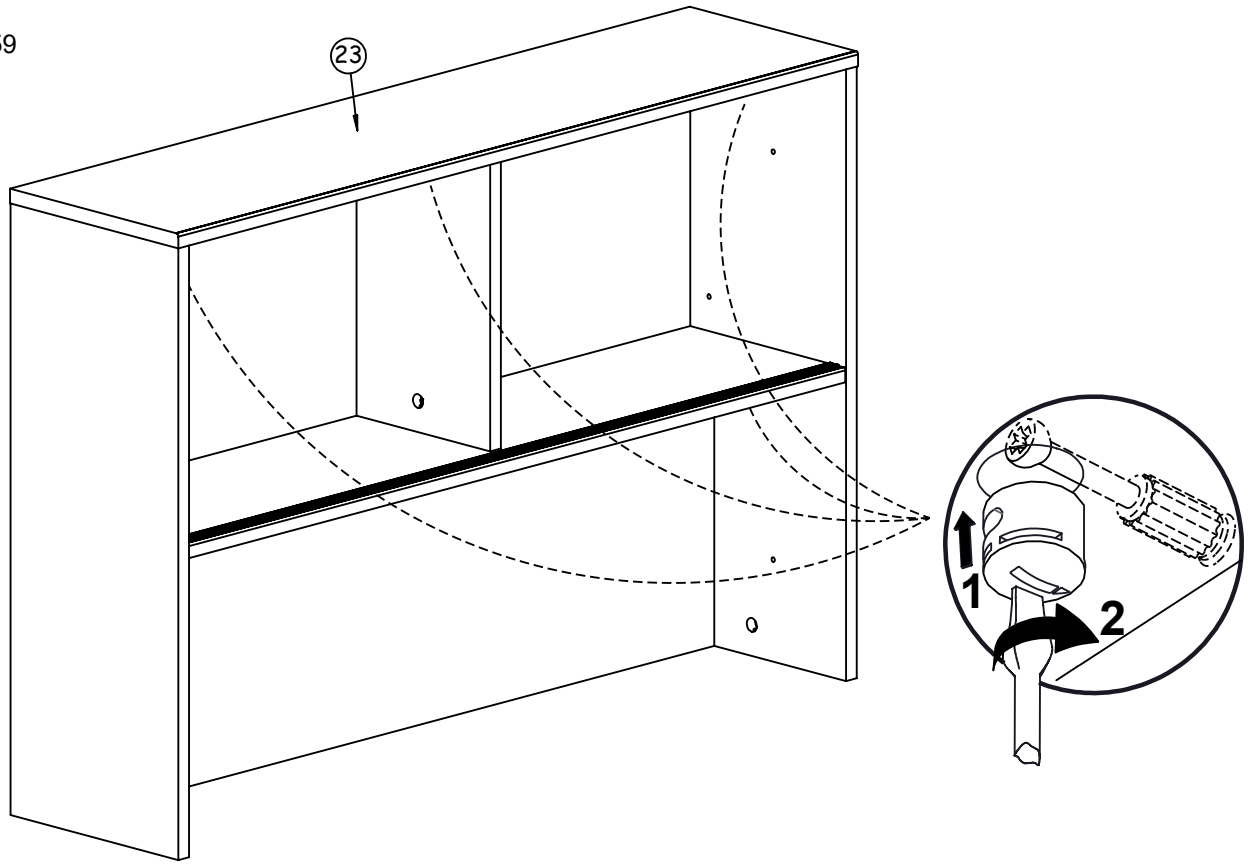

13

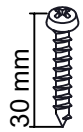

2 x
Réf. 12579

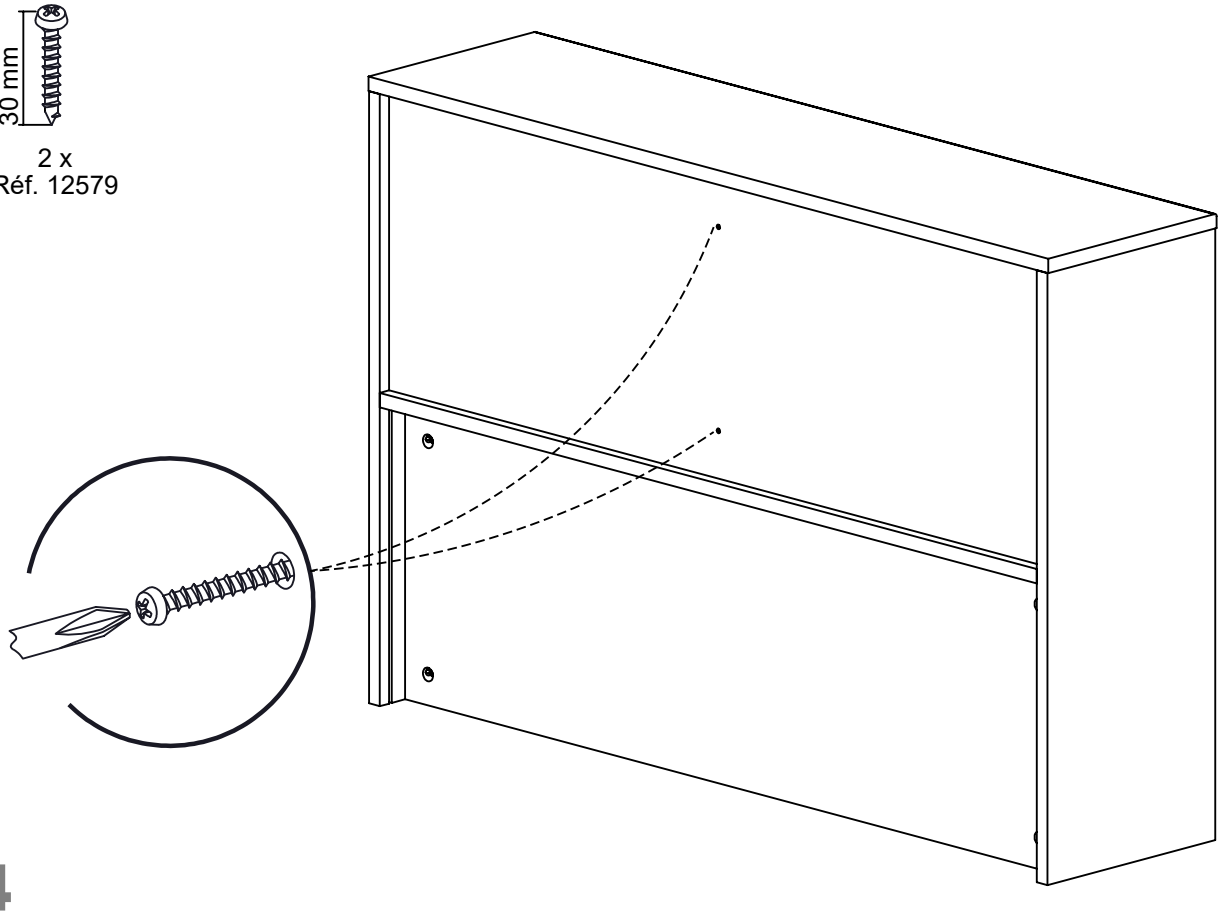

14

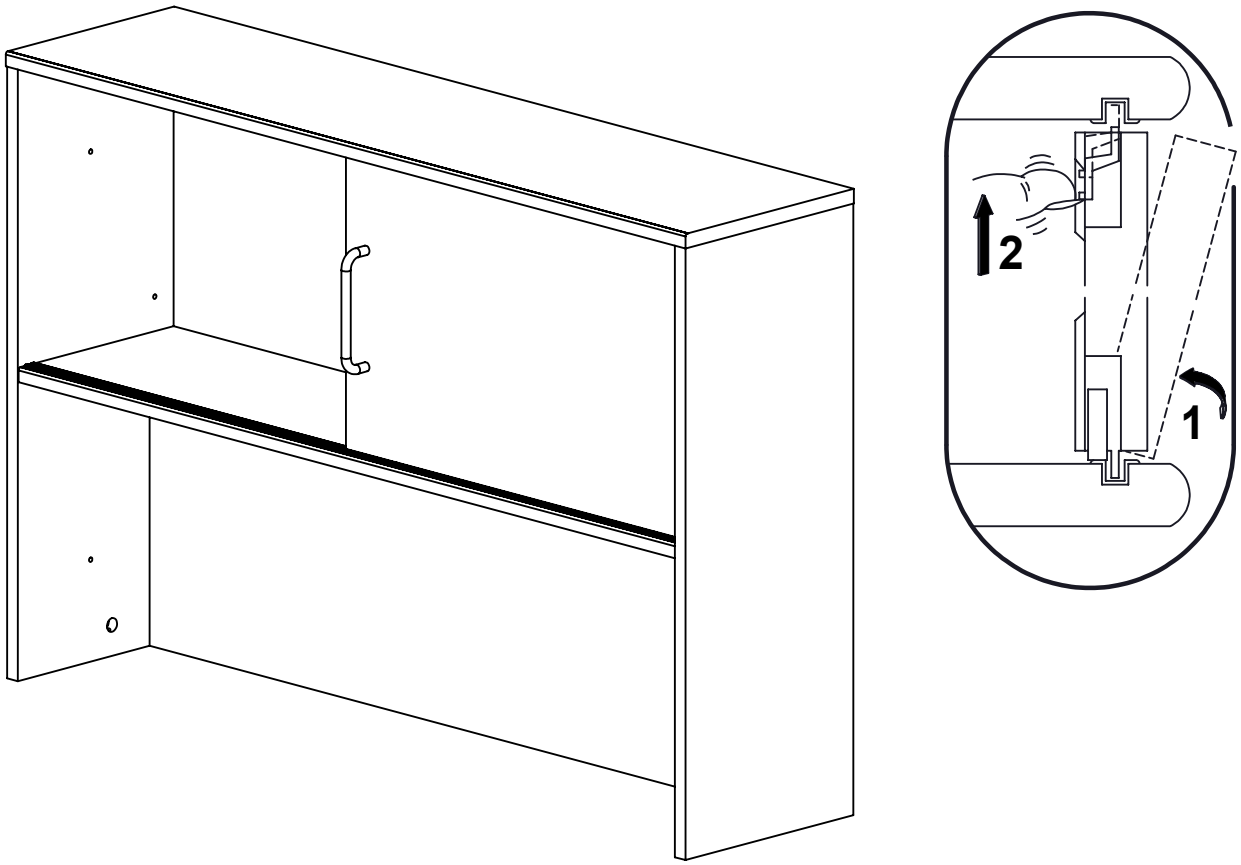

15

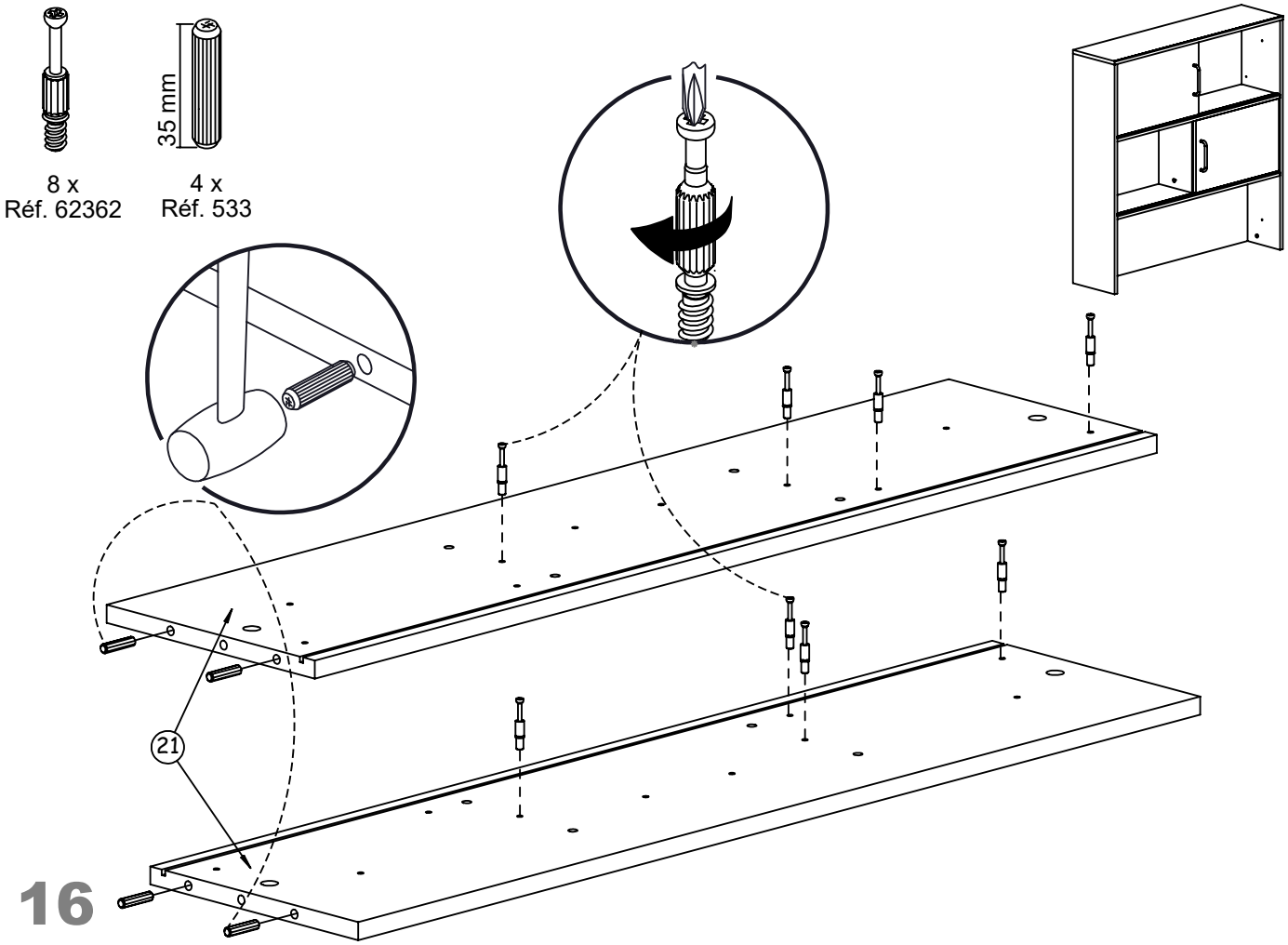

16

8 x
Réf. 533

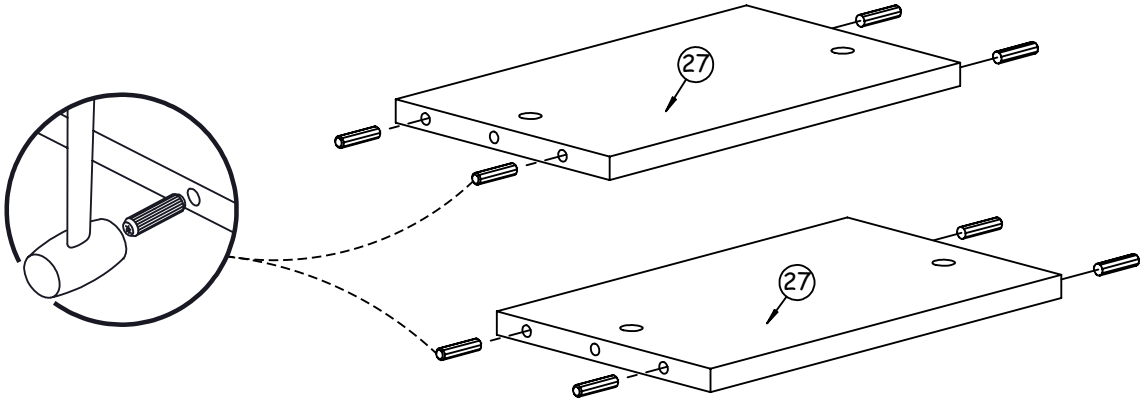

17

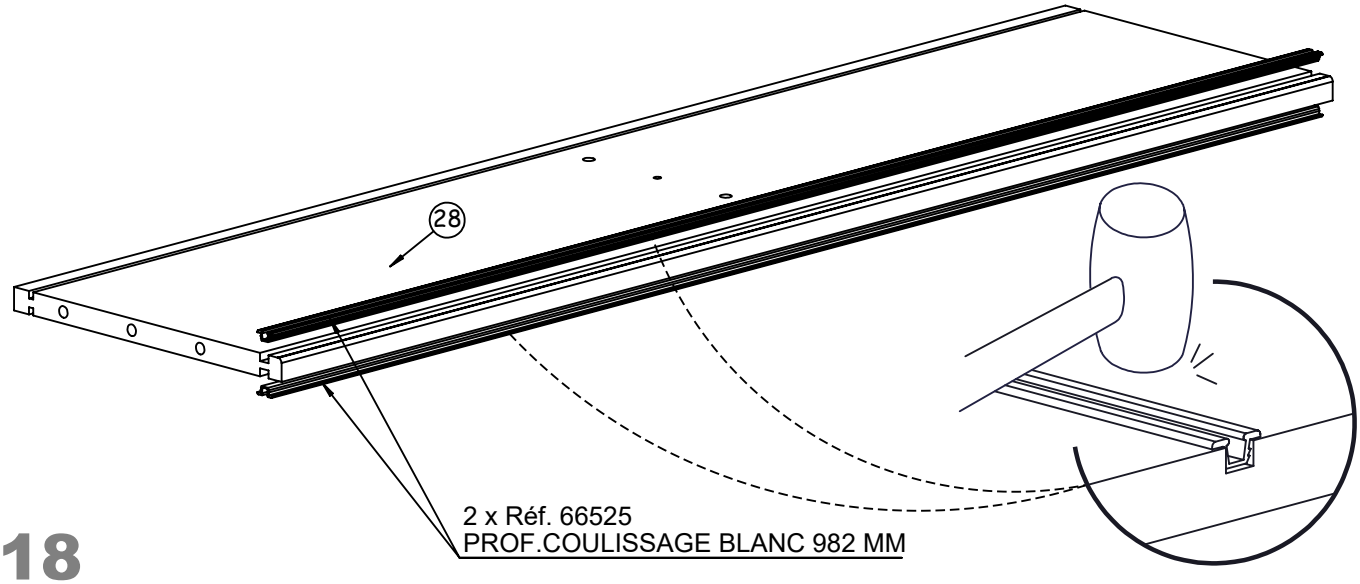

2 x Réf. 66525
PROF.COULISSAGE BLANC 982 MM

18

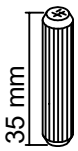

4 x
Réf. 533

1 x
Réf. 62362

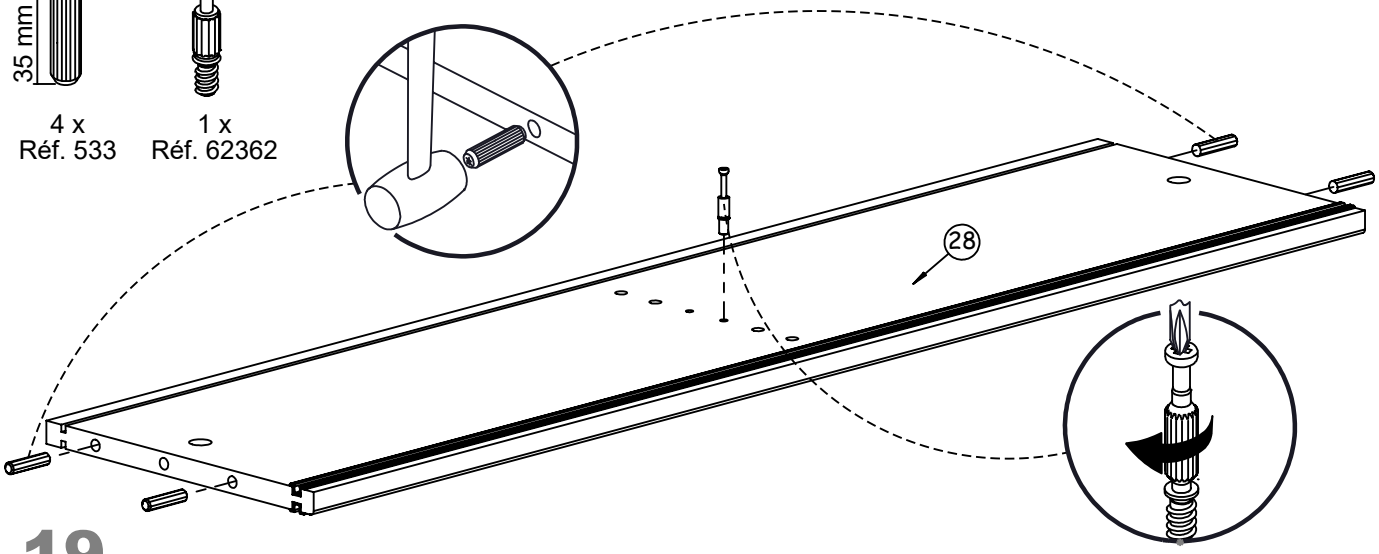

19

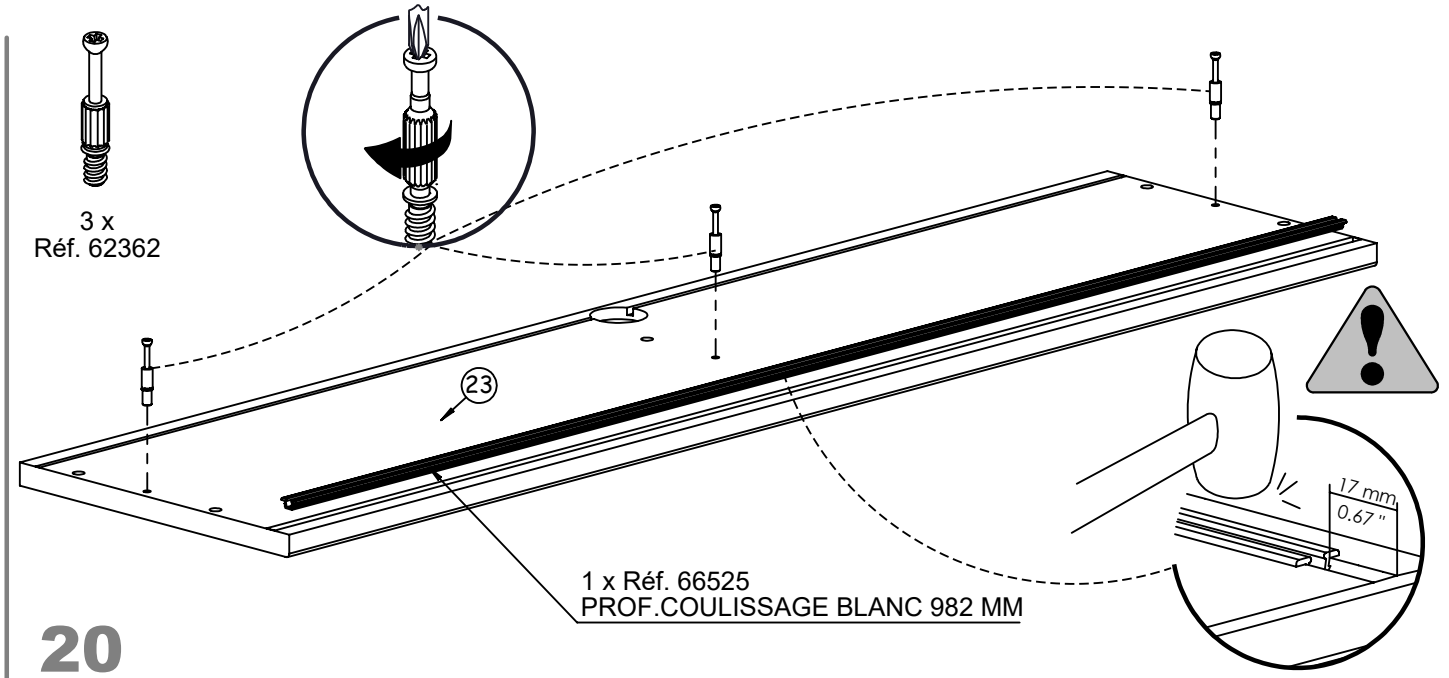
3 x
Réf. 62362
23
17 mm
0.67 "
1 x Réf. 66525
PROF.COULISSAGE BLANC 982 MM
20

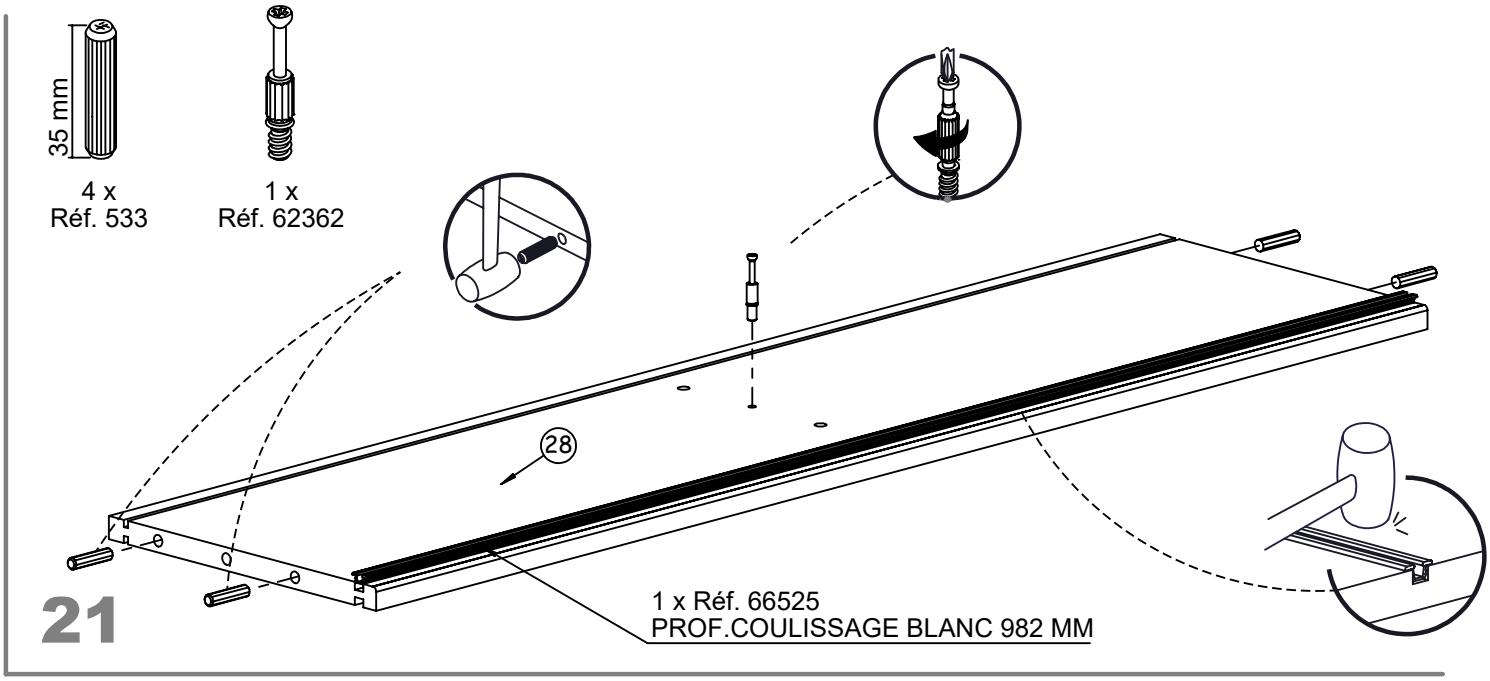
35 mm
4 x
Réf. 533
1 x
Réf. 62362
28
1 x Réf. 66525
PROF.COULISSAGE BLANC 982 MM
21

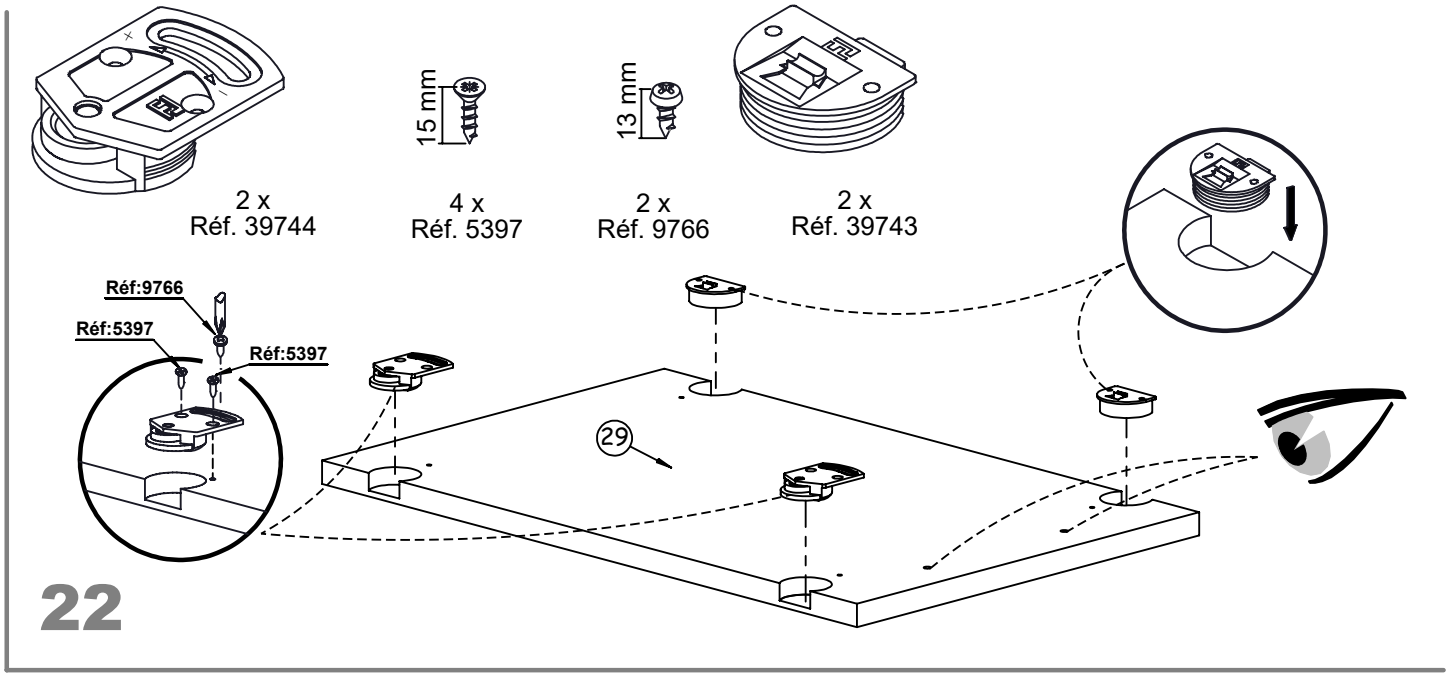
2 x
Réf. 39744
15 mm
4 x
Réf. 5397
13 mm
2 x
Réf. 9766
2 x
Réf. 39743
Réf:9766
Réf:5397
Réf:5397
29
22

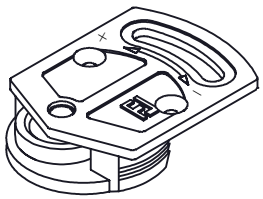

2 x
Réf. 39744

4 x
Réf. 5397

2 x
Réf. 9766

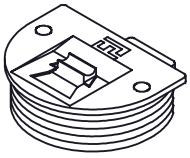

2 x
Réf. 39743

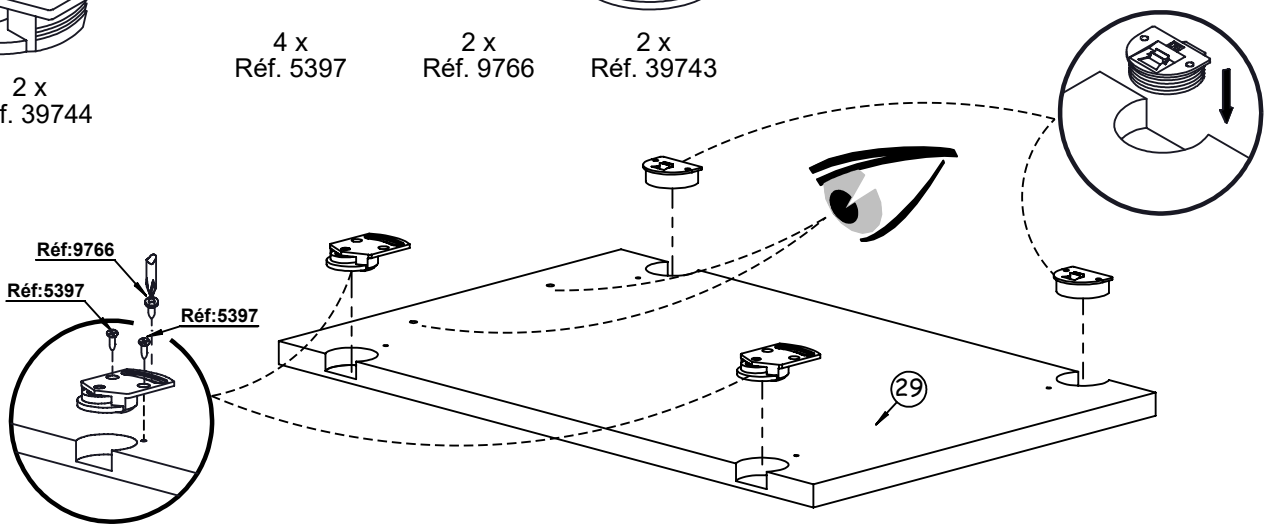

23

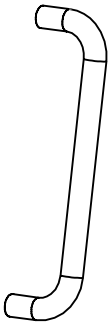

1 x
Réf. 64672

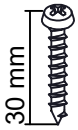

2 x
Réf. 12579

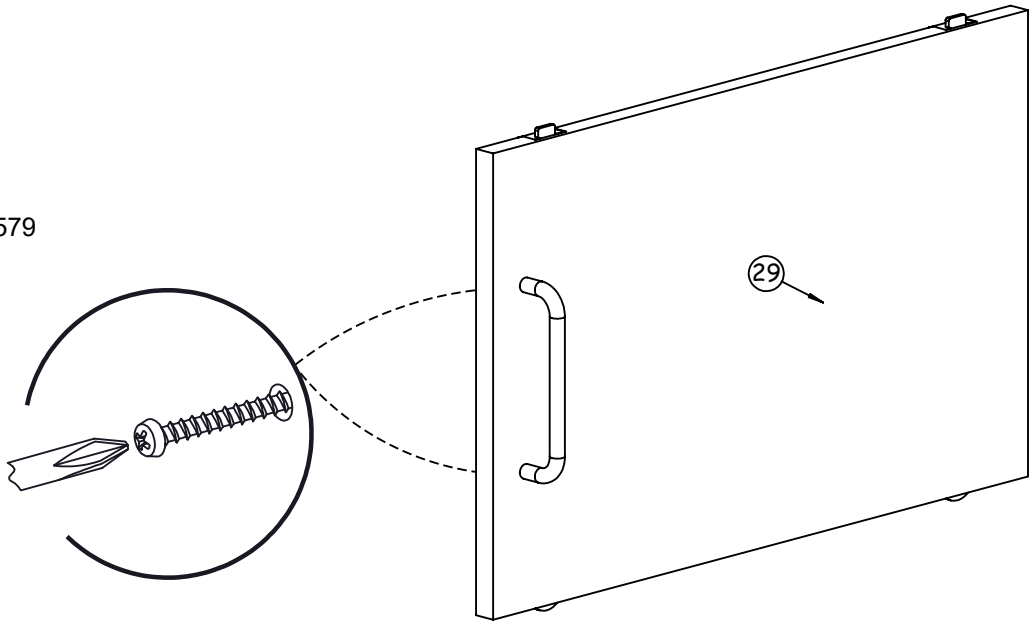

24

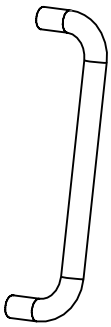

1 x
Réf. 64672

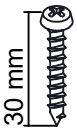

2 x
Réf. 12579

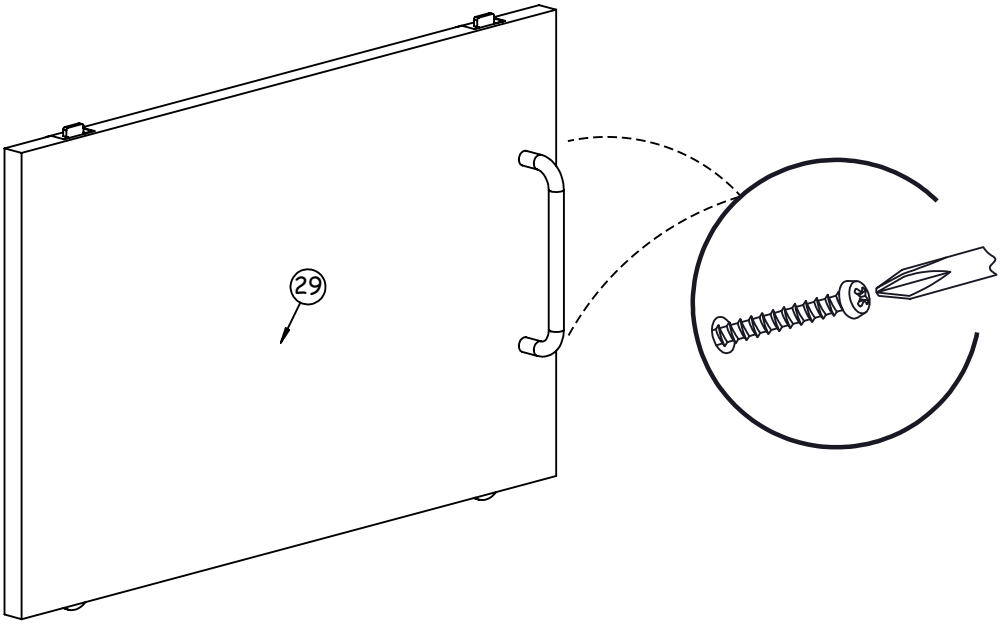

25

2 x
Réf. 64659

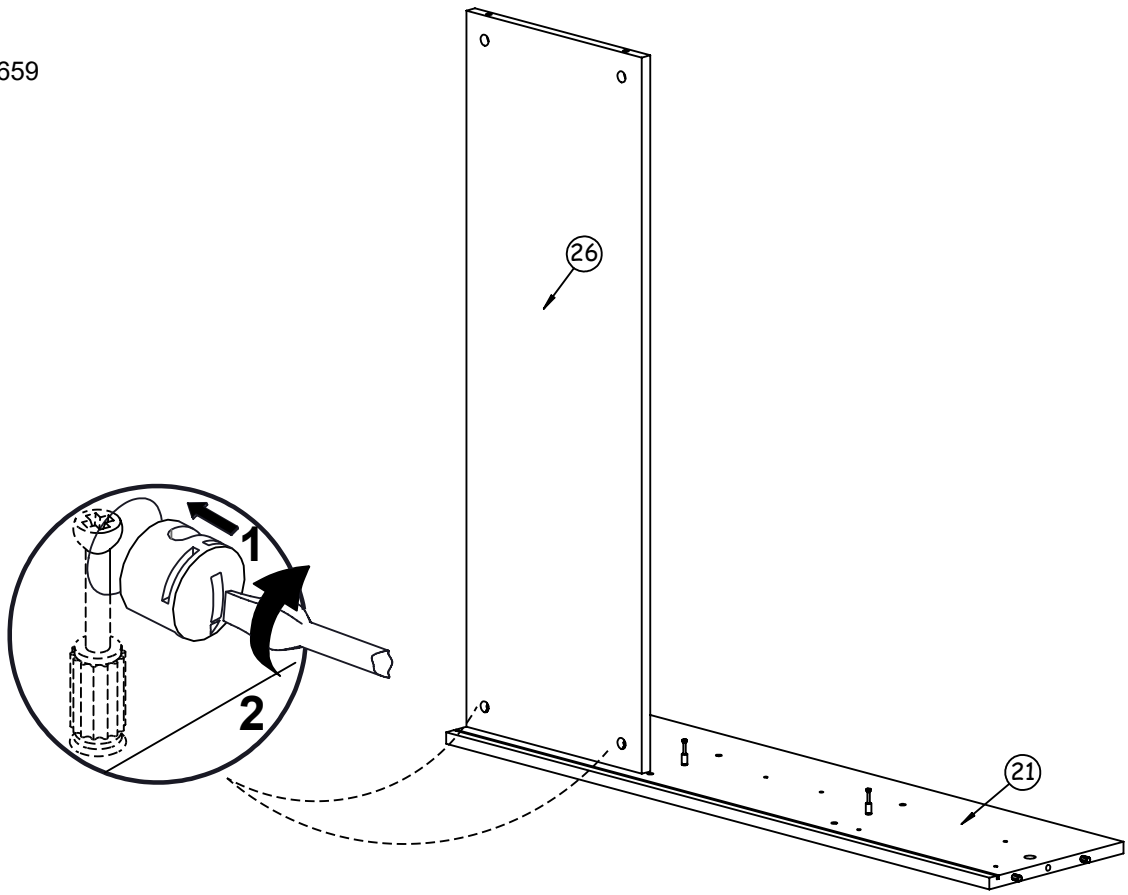

26

1 x
Réf. 64659

1 x
Réf. 62362

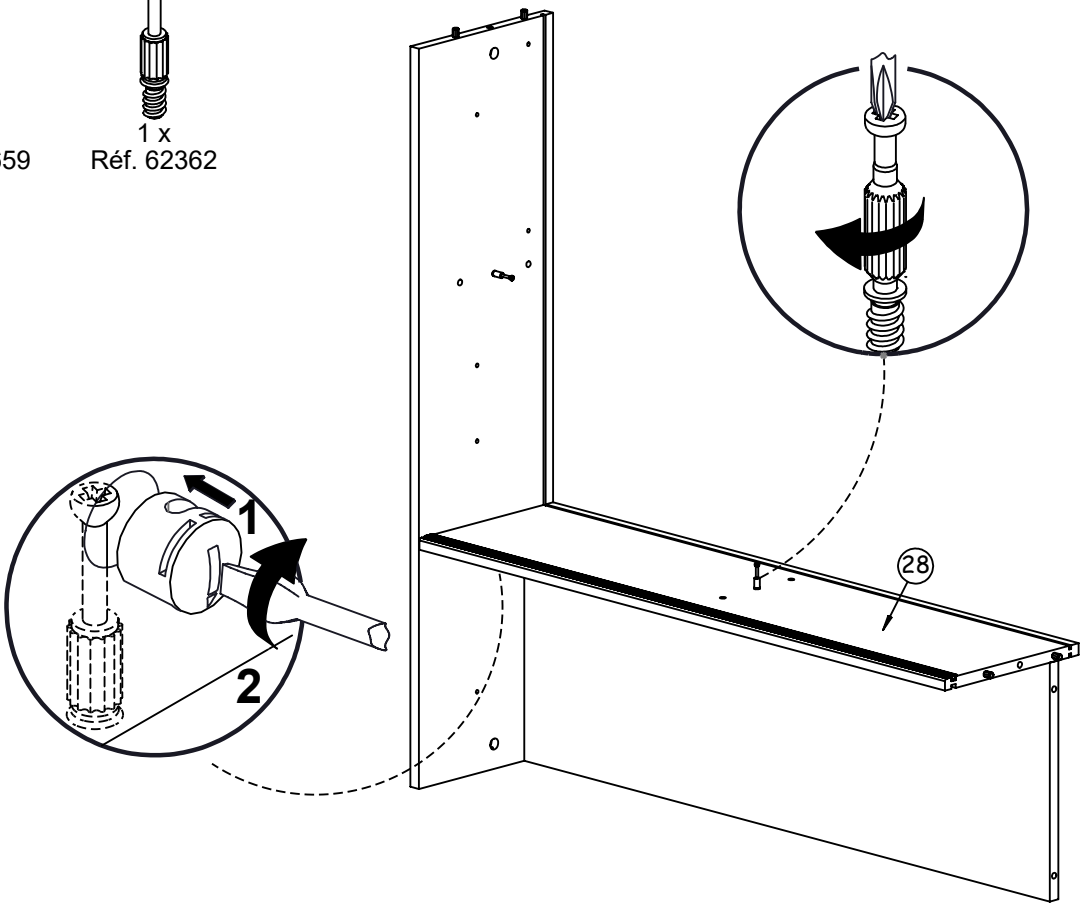

27

1 x
Réf. 64659

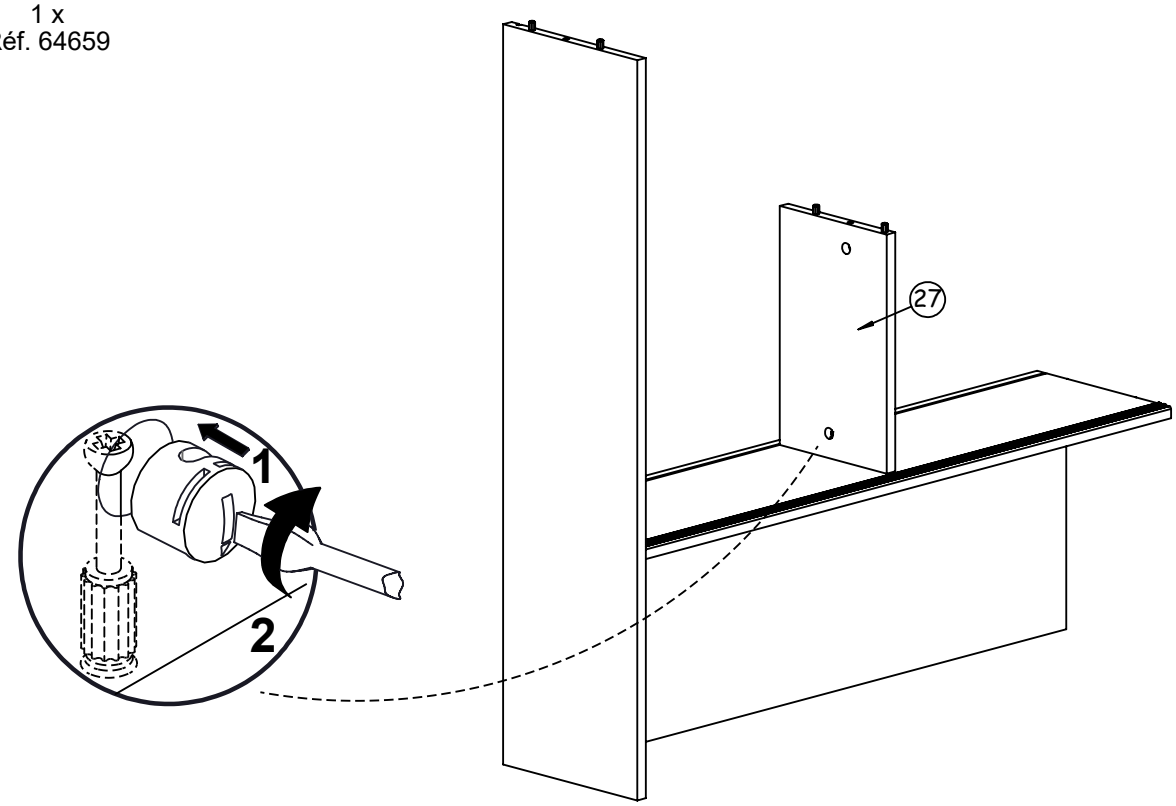

28

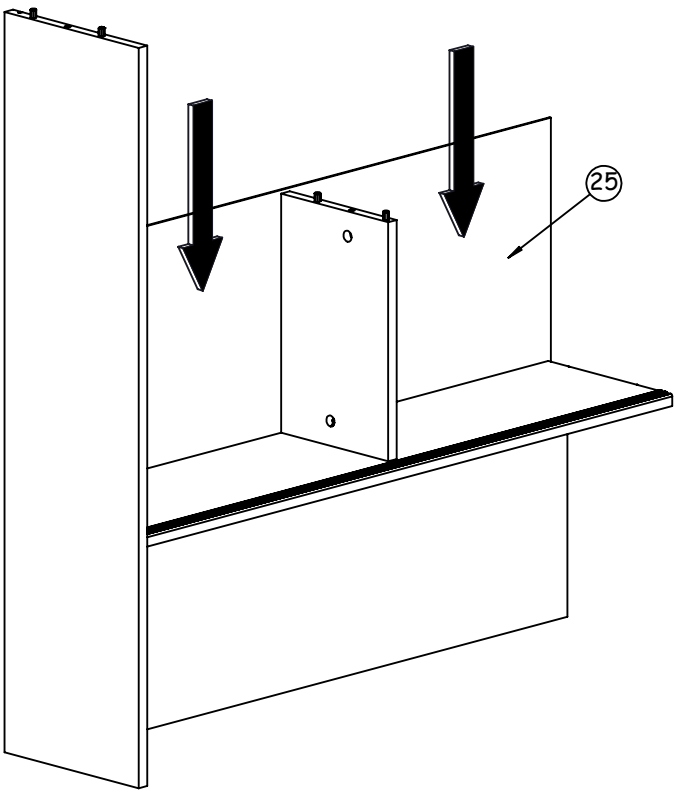

29

2 x
Réf. 64659

1 x
Réf. 62362

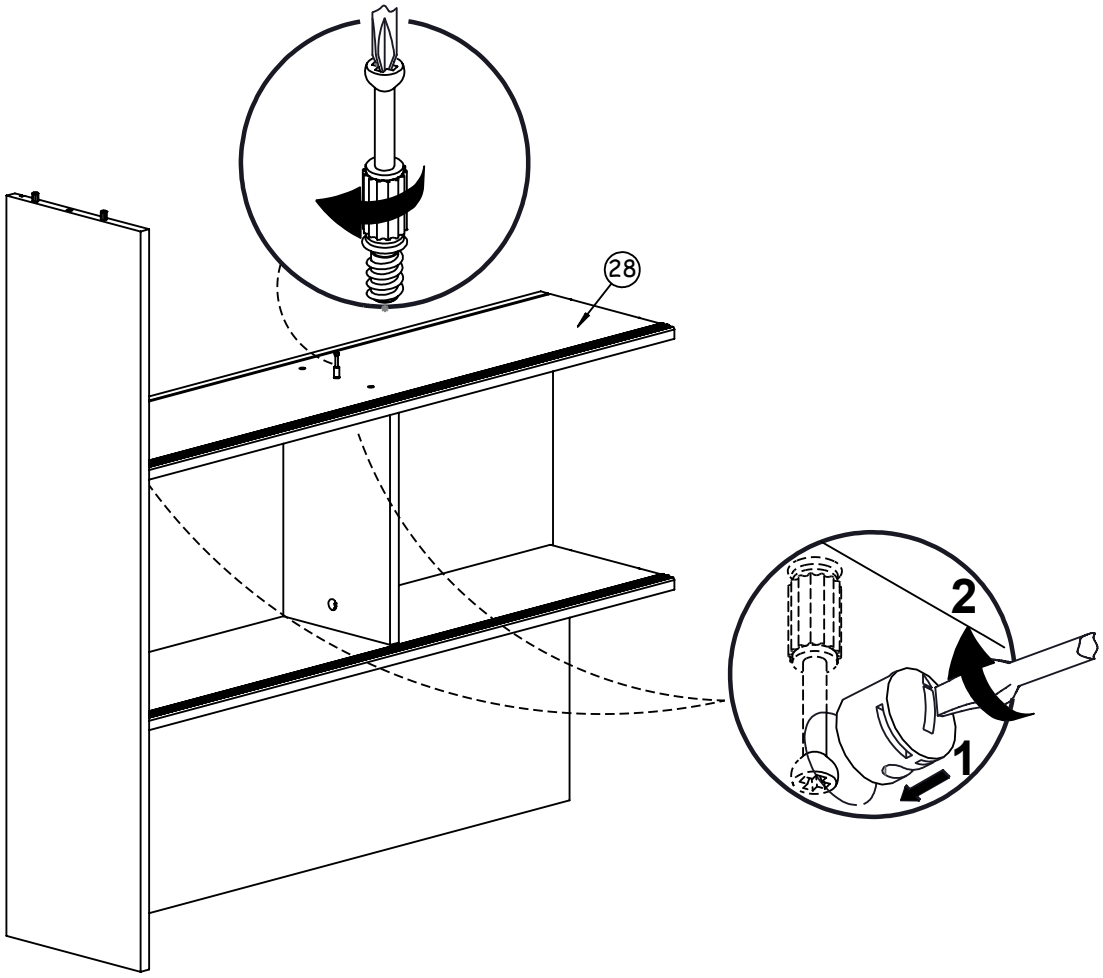

30

1 x
Réf. 64659

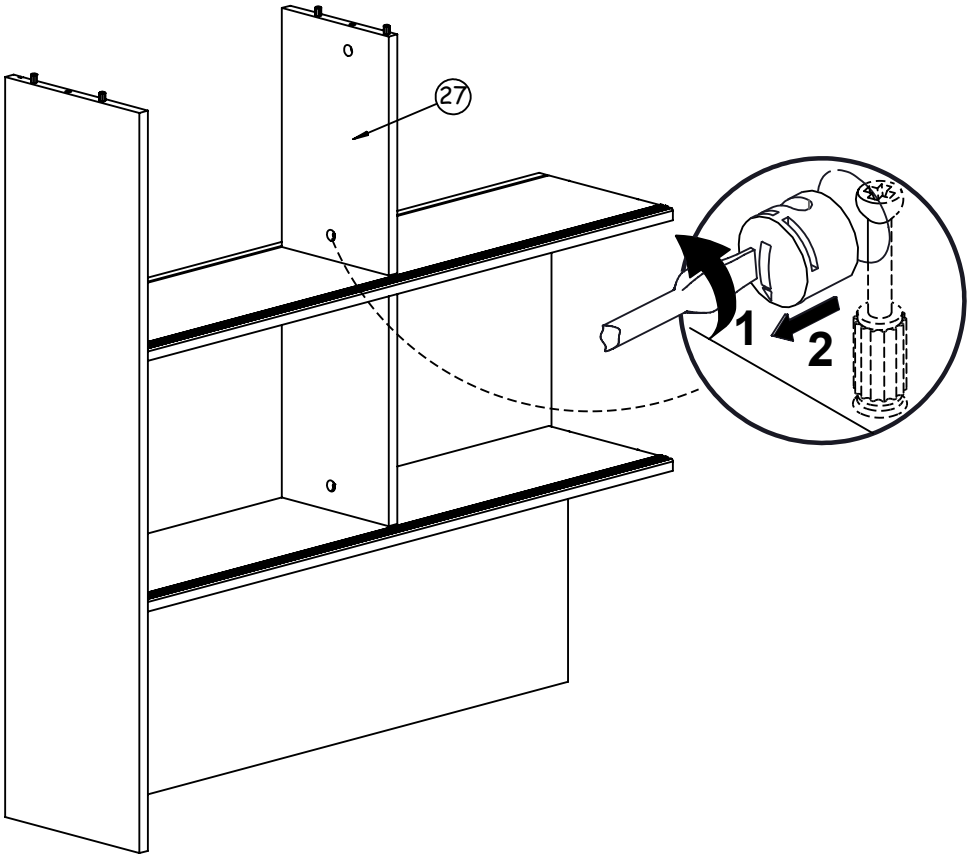

31

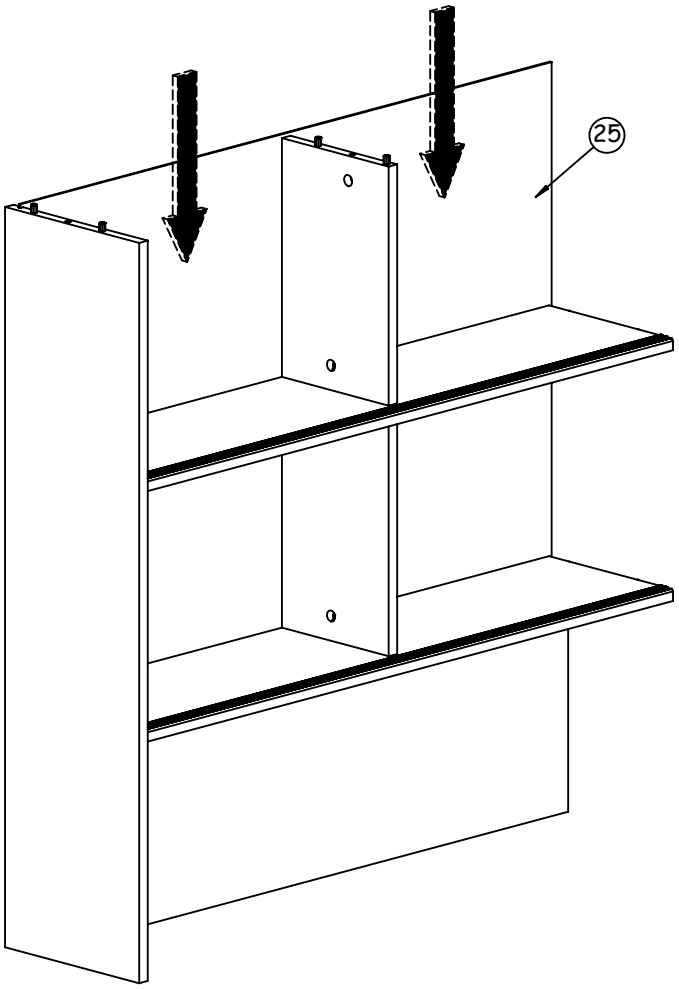

32

4 x
Réf. 64659

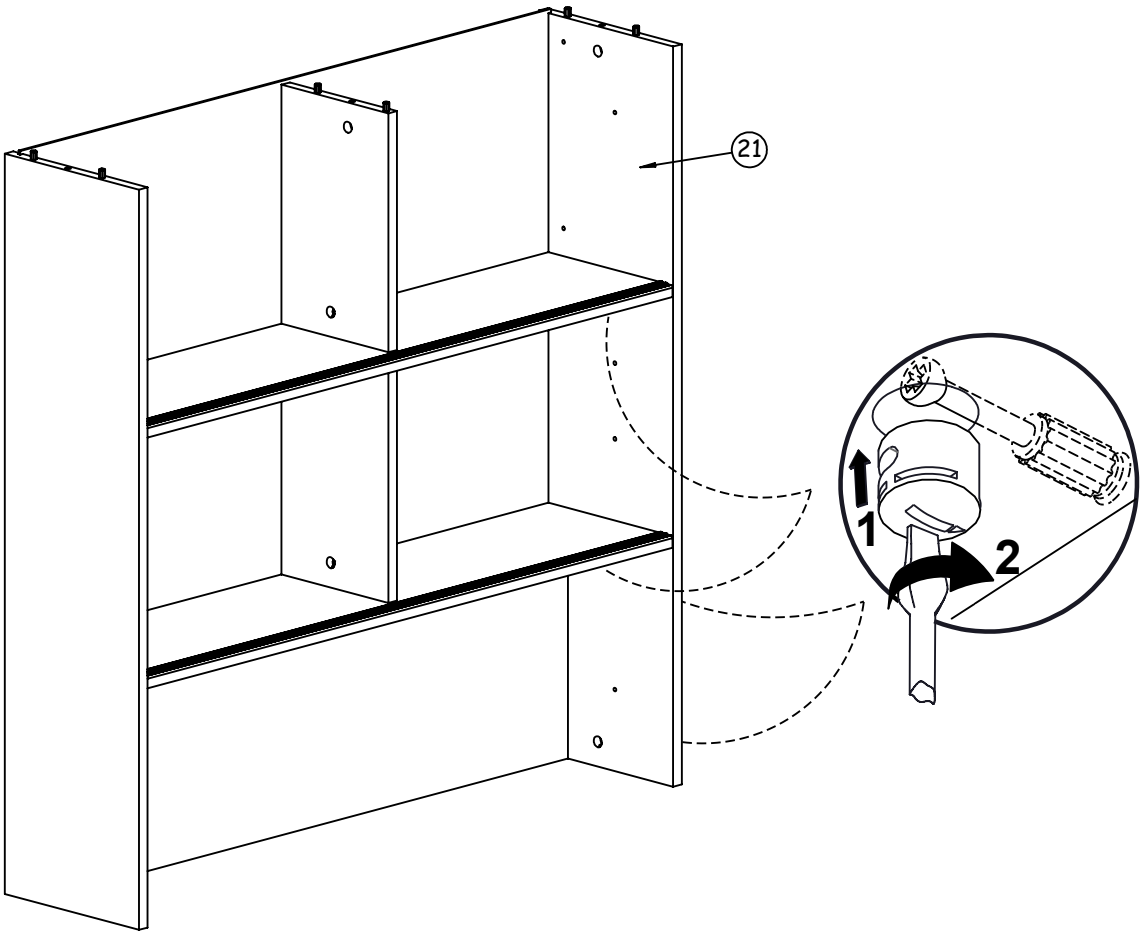

33

3 x
Réf. 64659

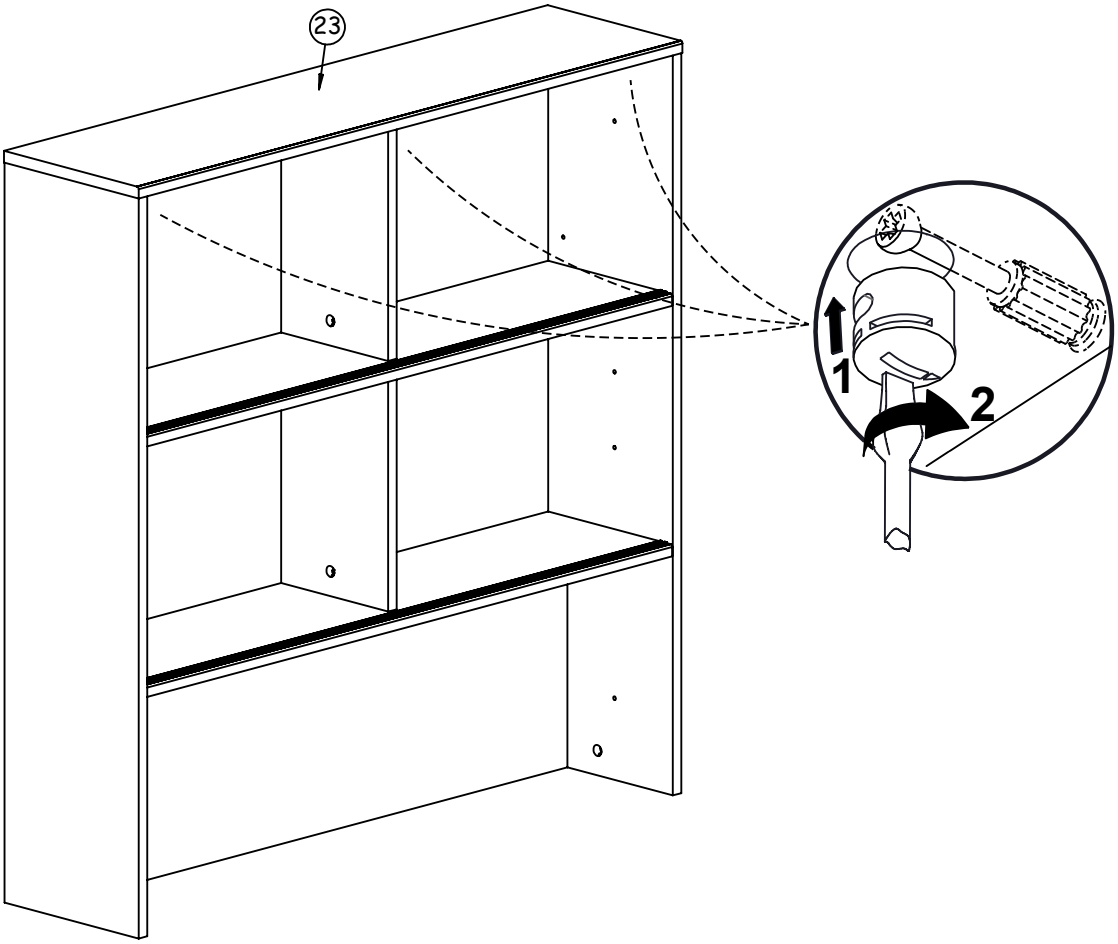

34

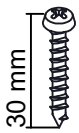

4 x
Réf. 12579

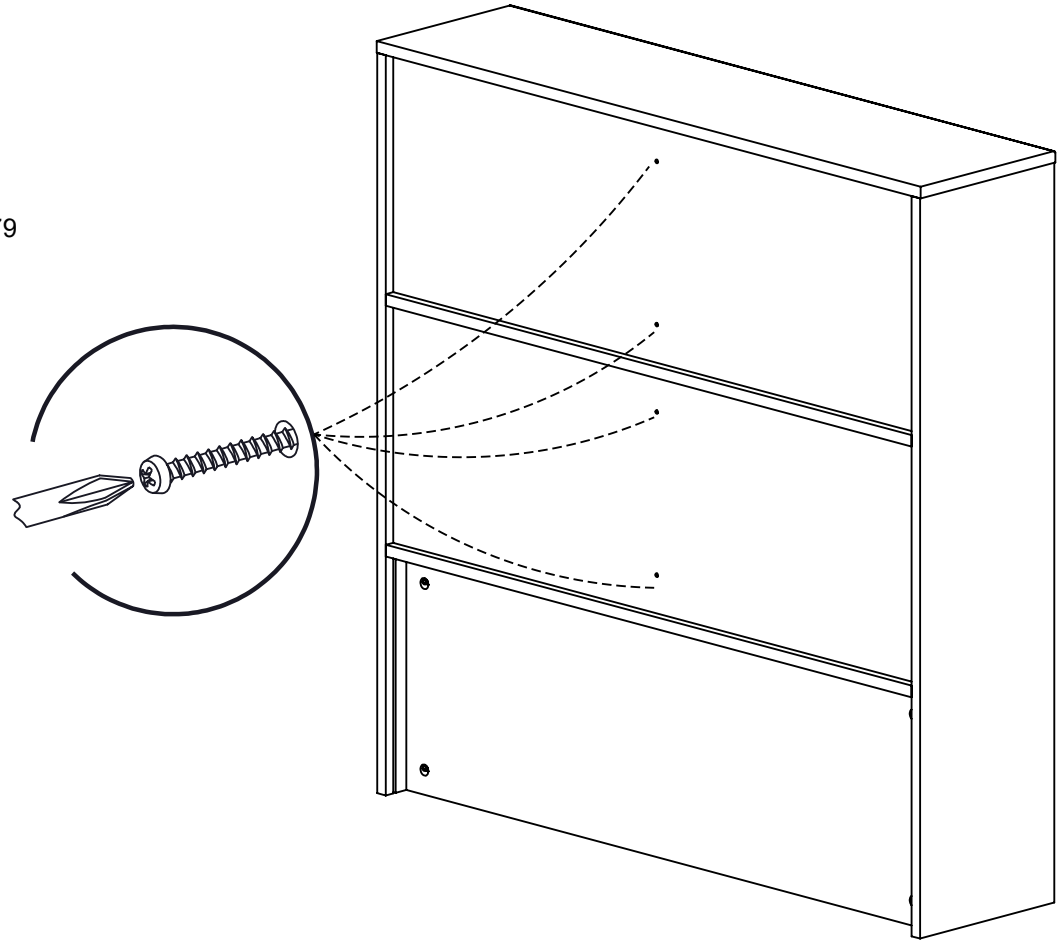

35

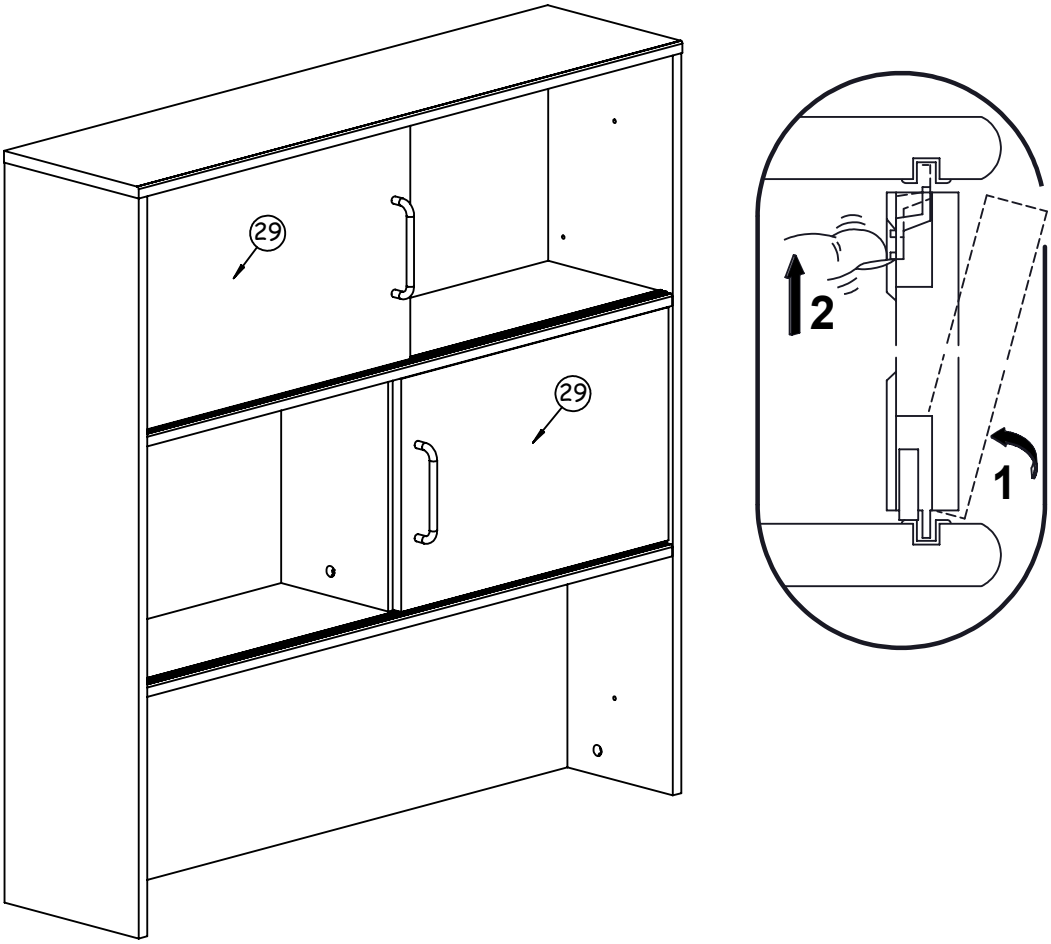

36

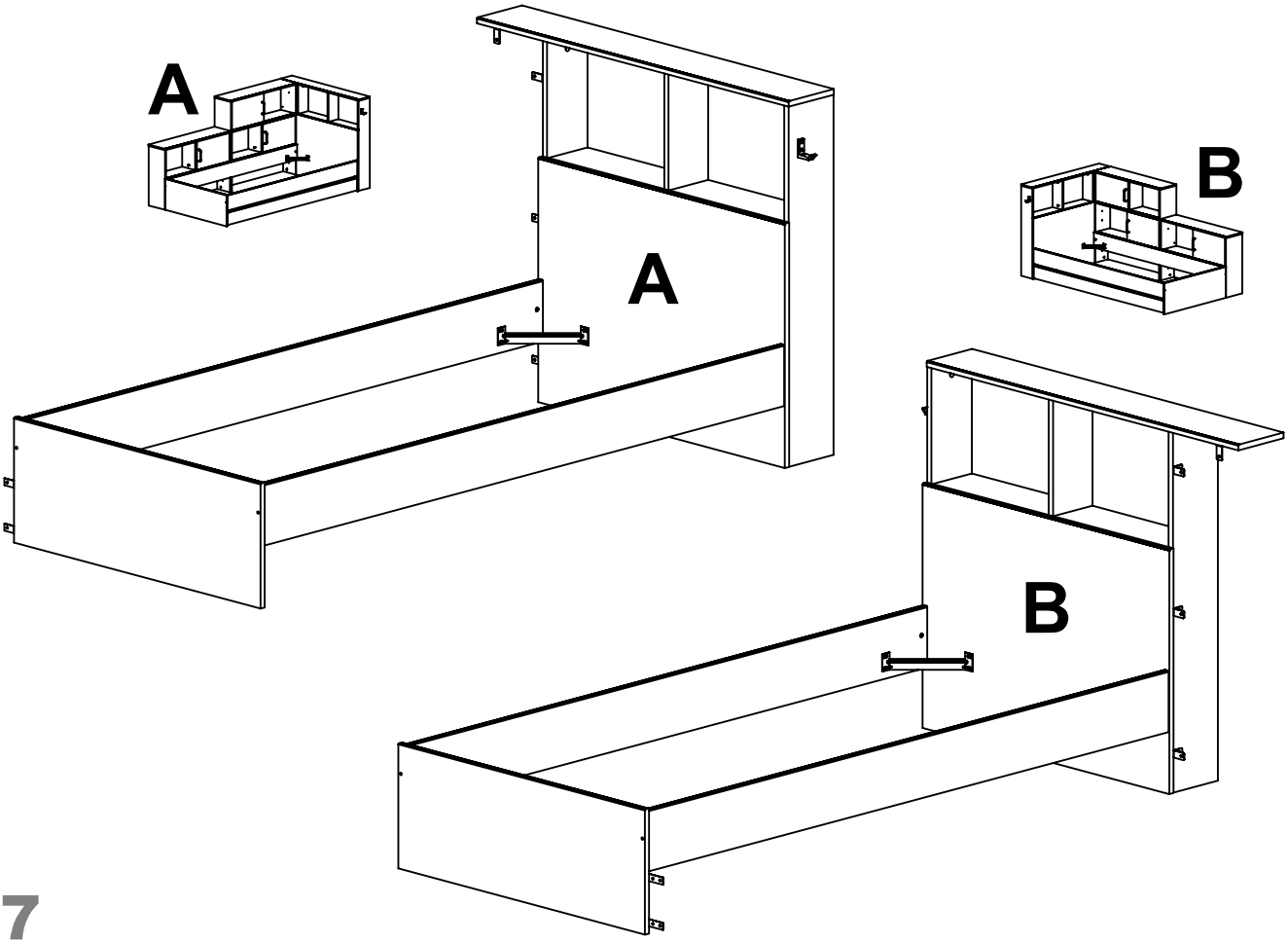

37

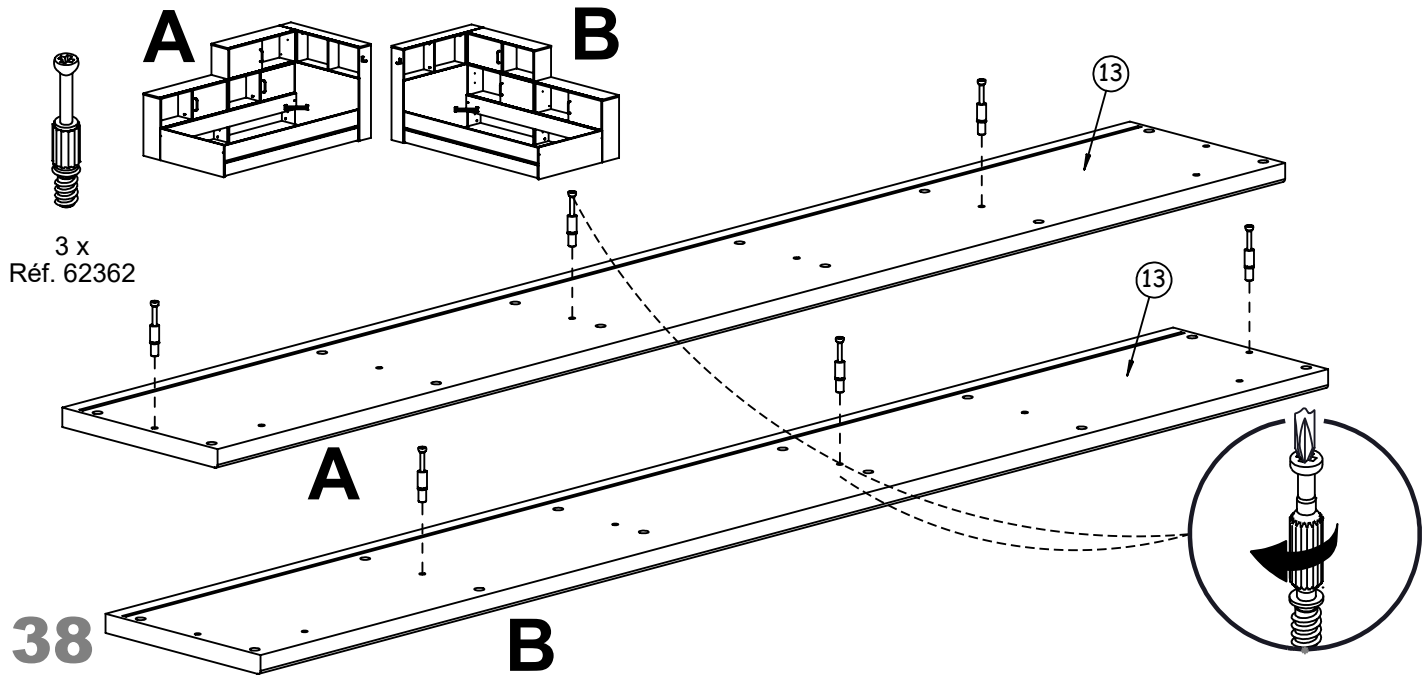

38

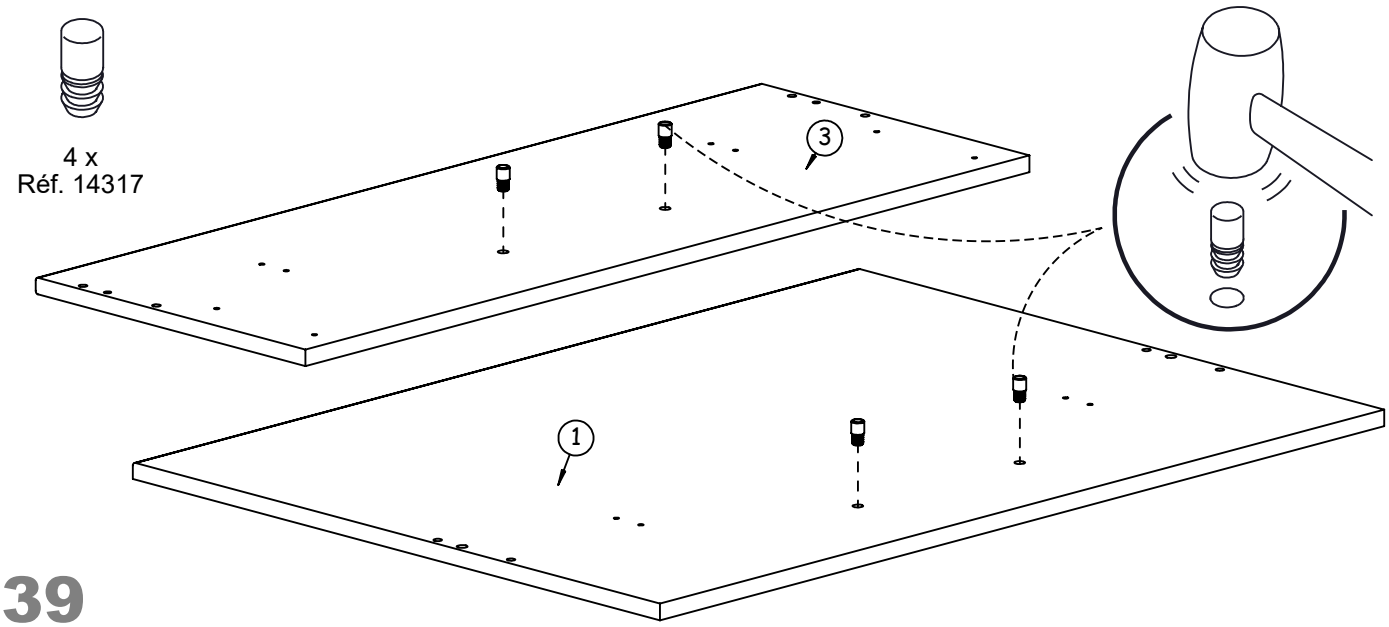

39

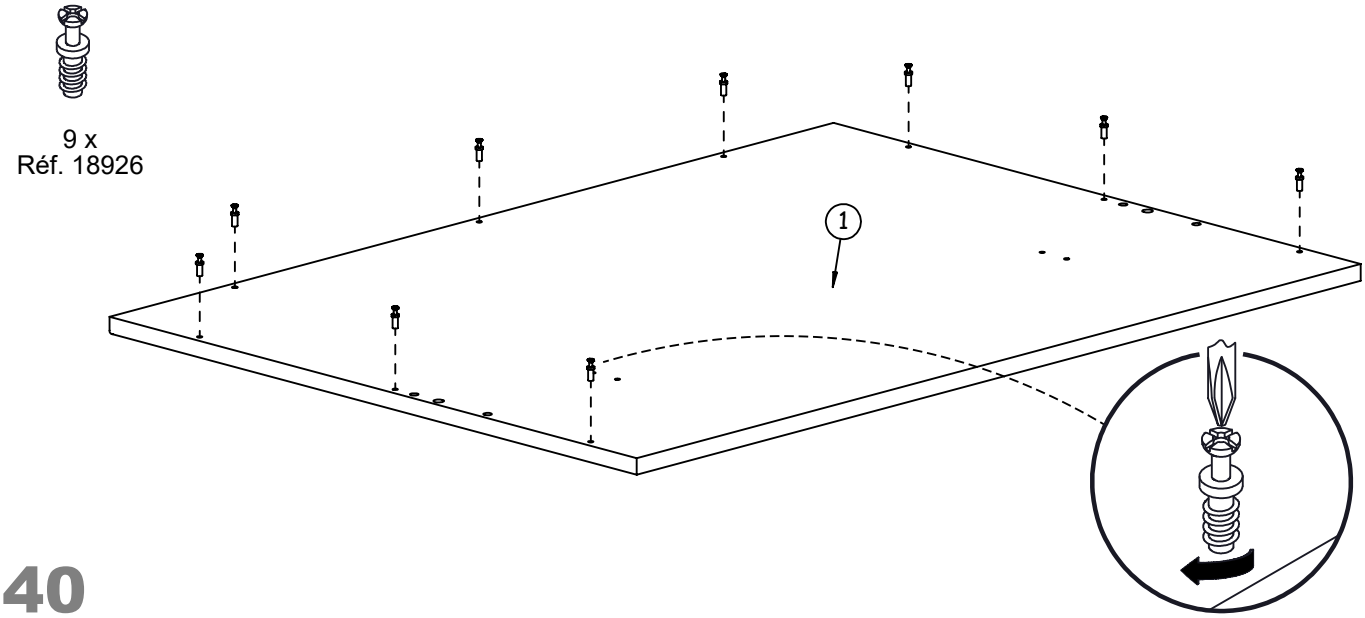

40

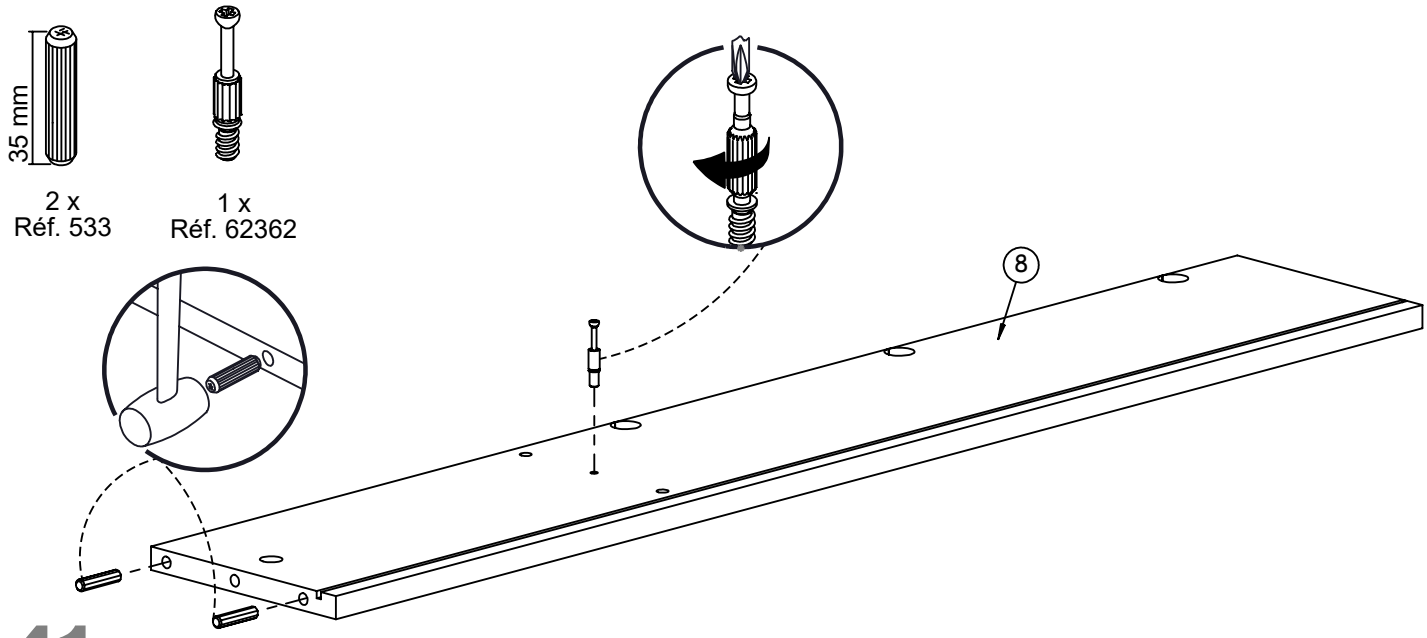
35 mm
2 x
Réf. 533
1 x
Réf. 62362
8

41

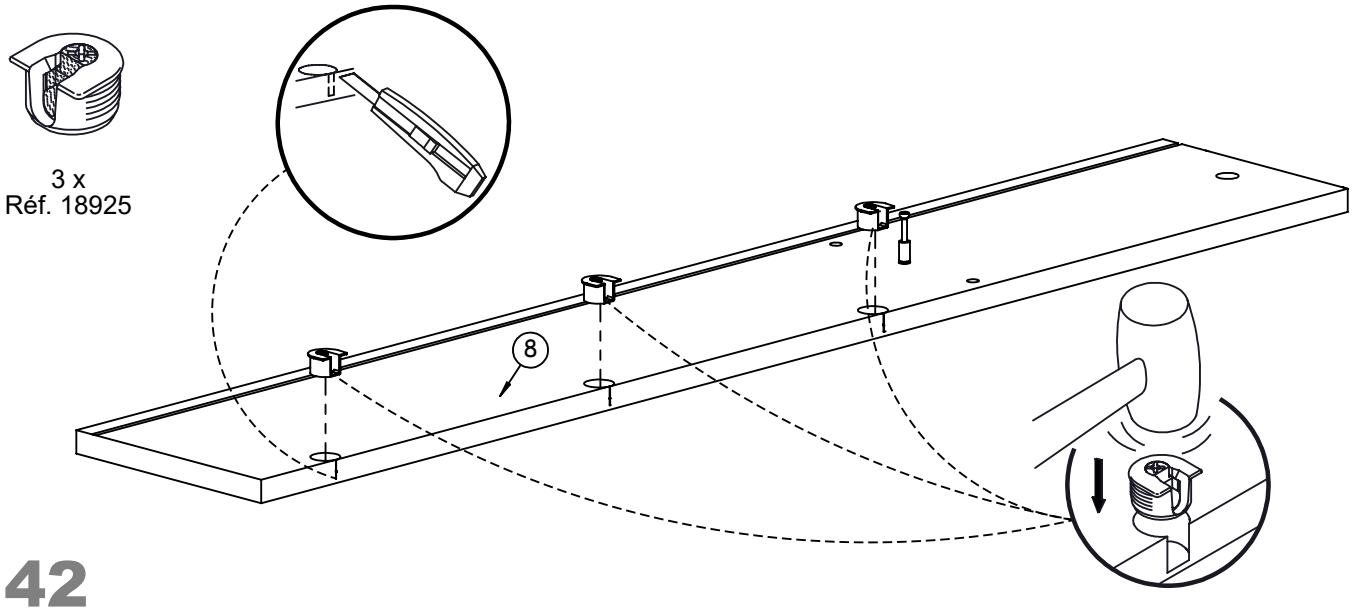
3 x
Réf. 18925
8

42

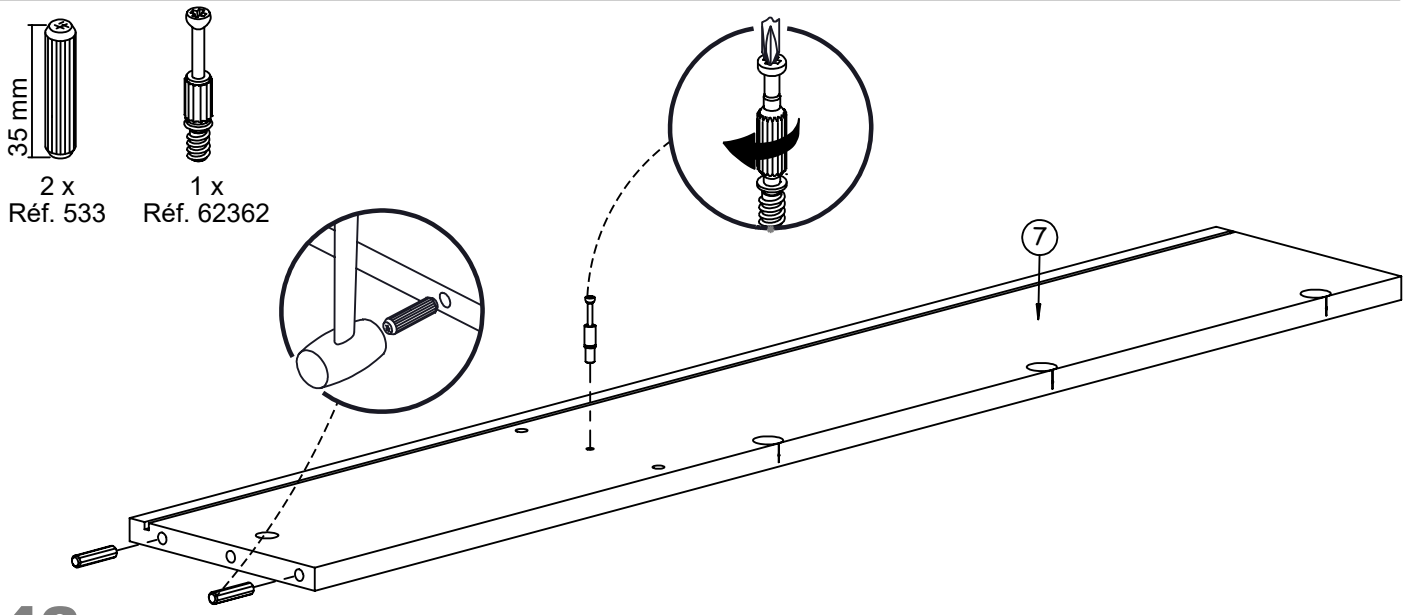
35 mm
2 x
Réf. 533
1 x
Réf. 62362
7

43

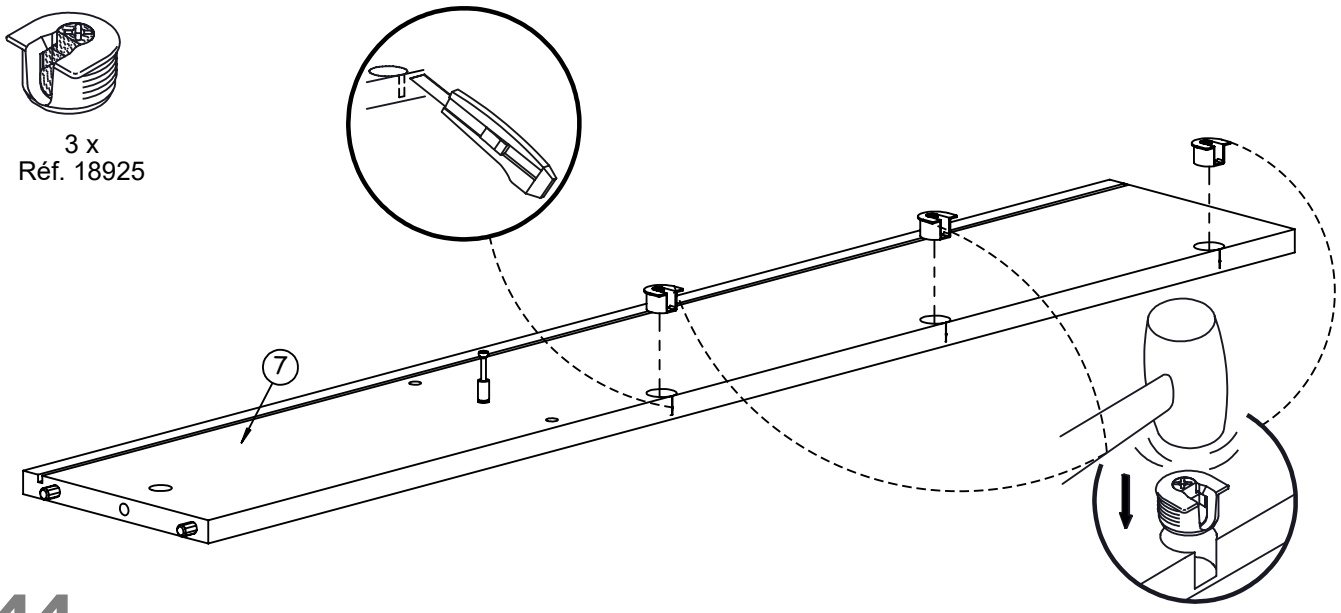
3 x
Réf. 18925
7

44

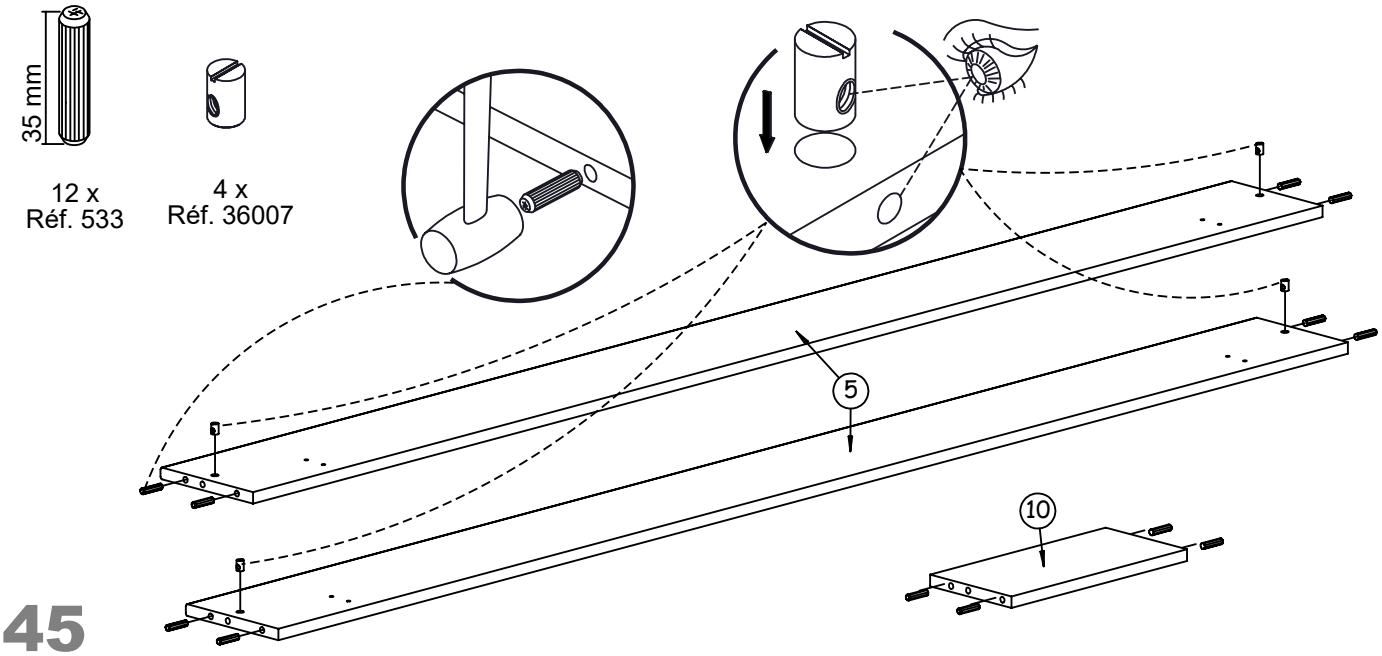
35 mm
12 x
Réf. 533
4 x
Réf. 36007
5
10

45

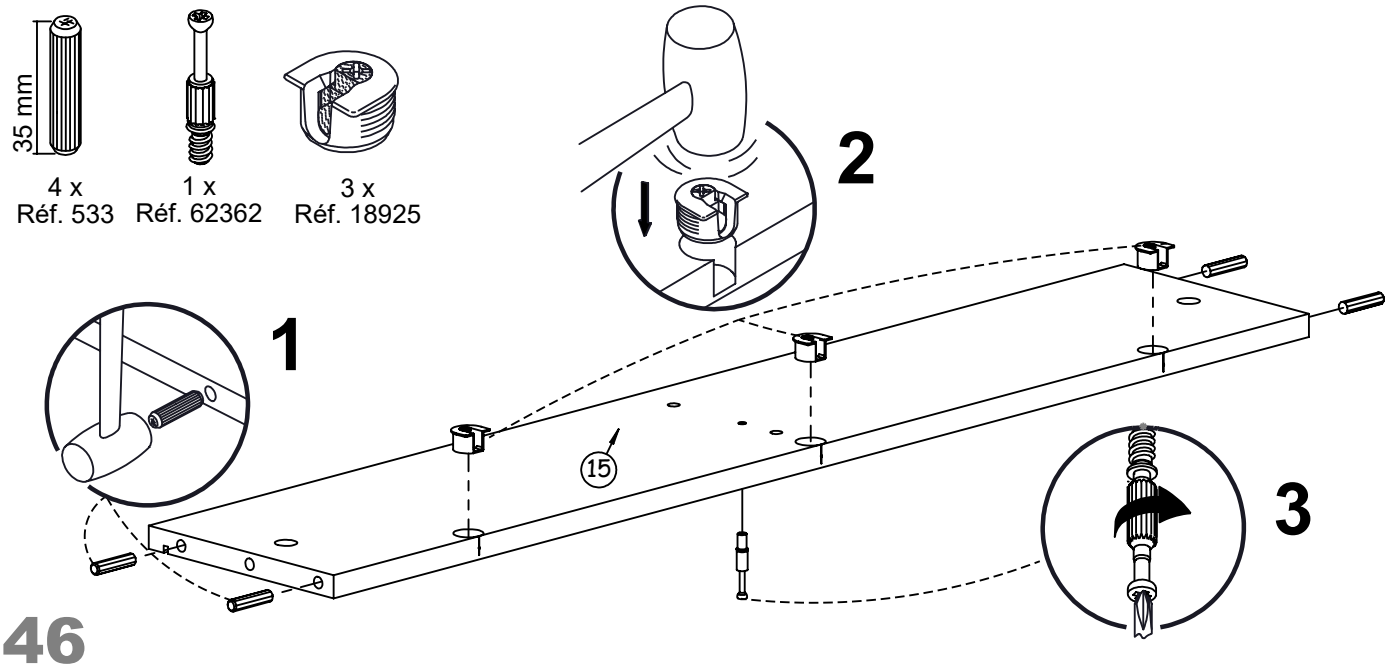
35 mm
4 x
Réf. 533
1 x
Réf. 62362
3 x
Réf. 18925
2
1
15
3

46

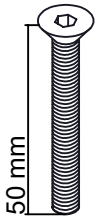

2 x
Réf. 37809

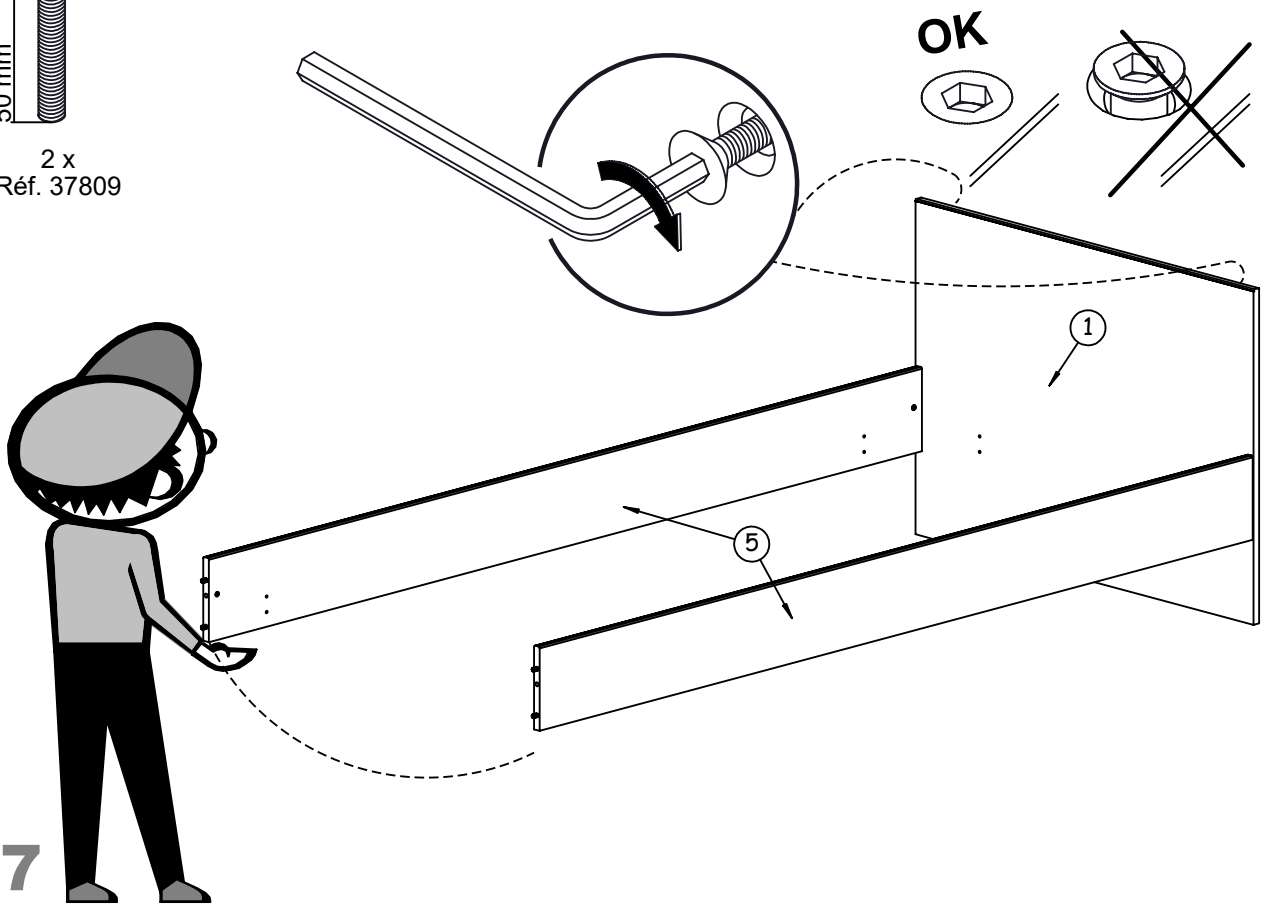

47

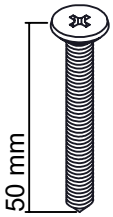

2 x
Réf. 12804

2 x
Réf. 60749

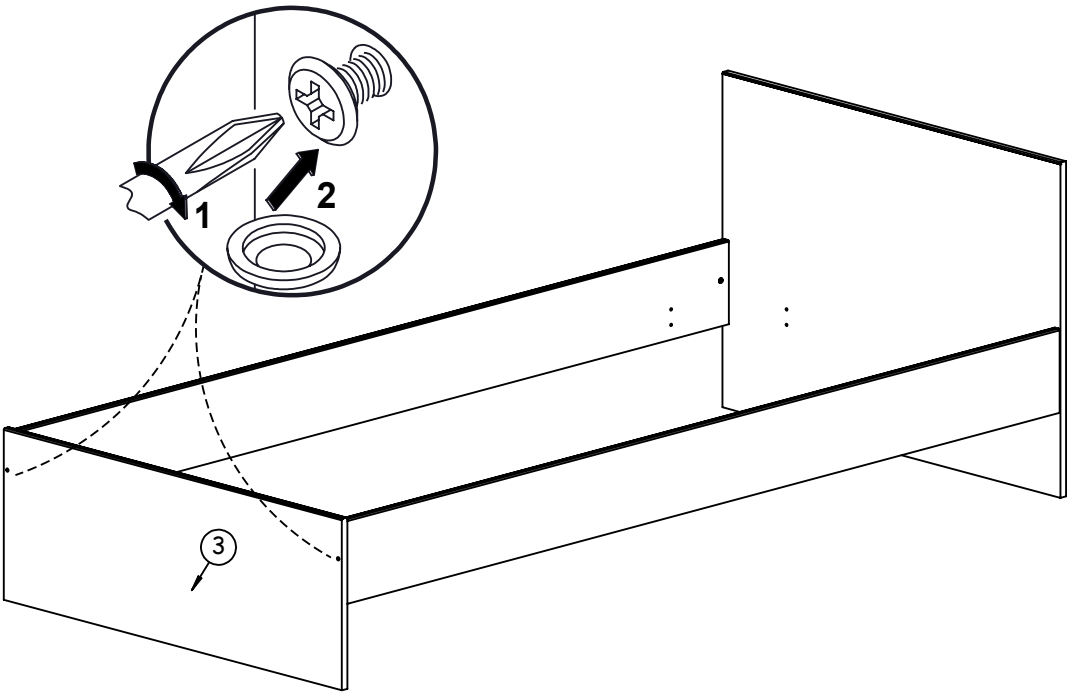

48

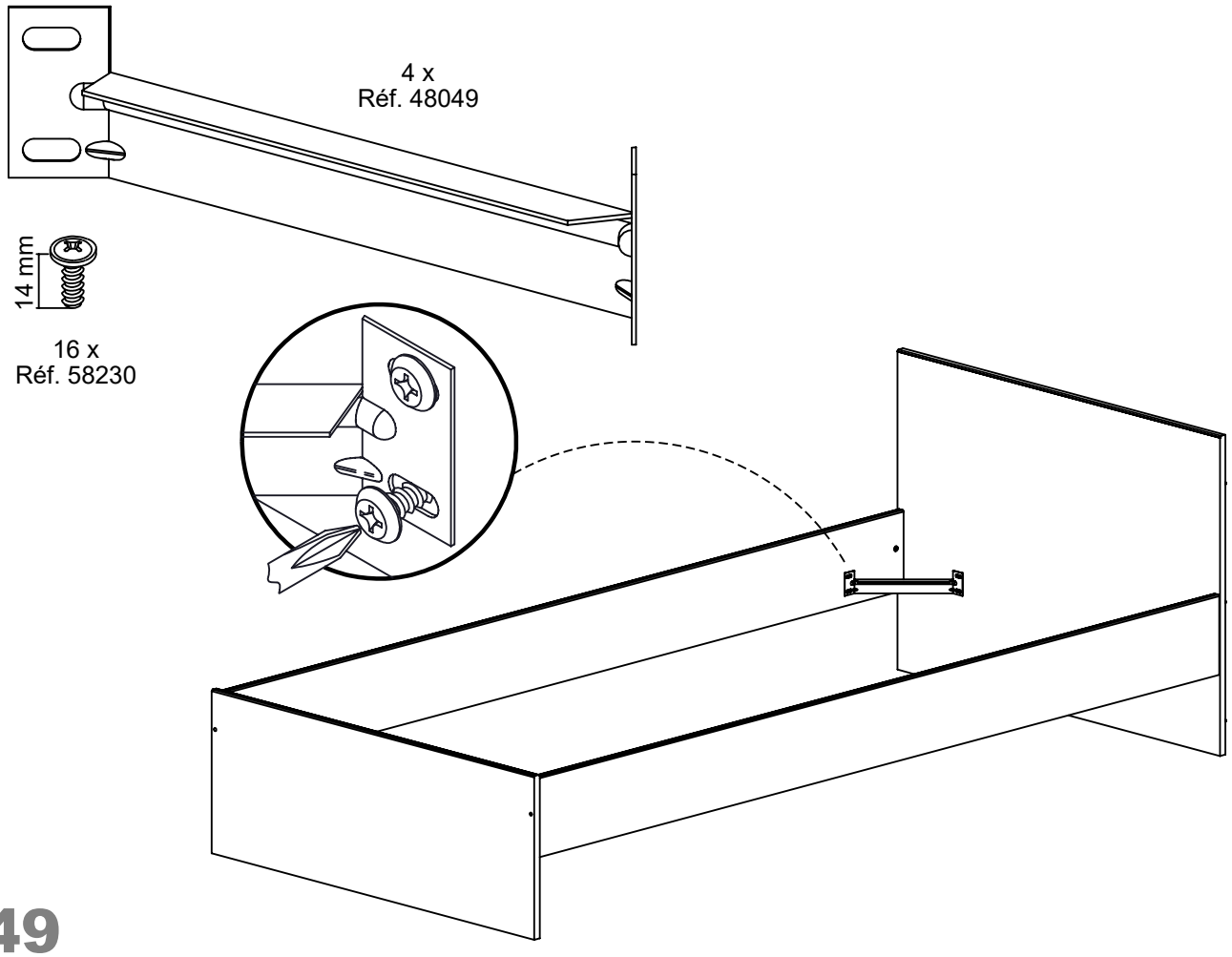

49

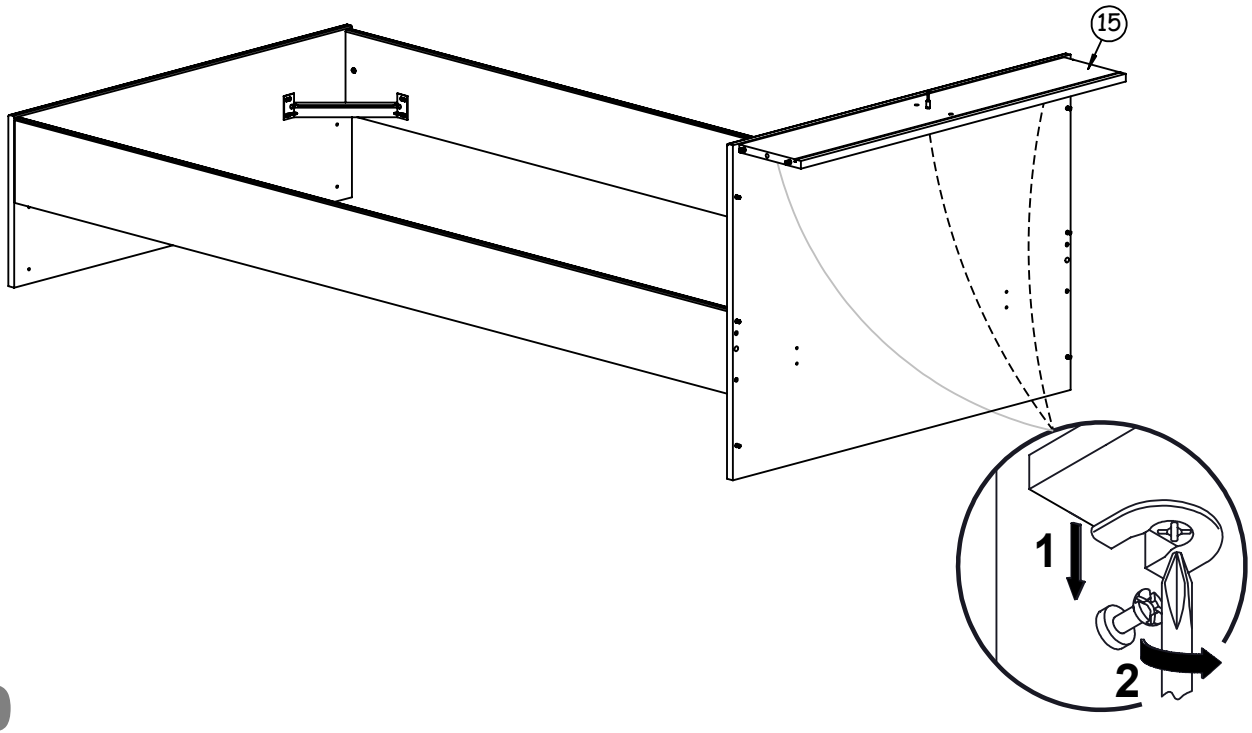

50

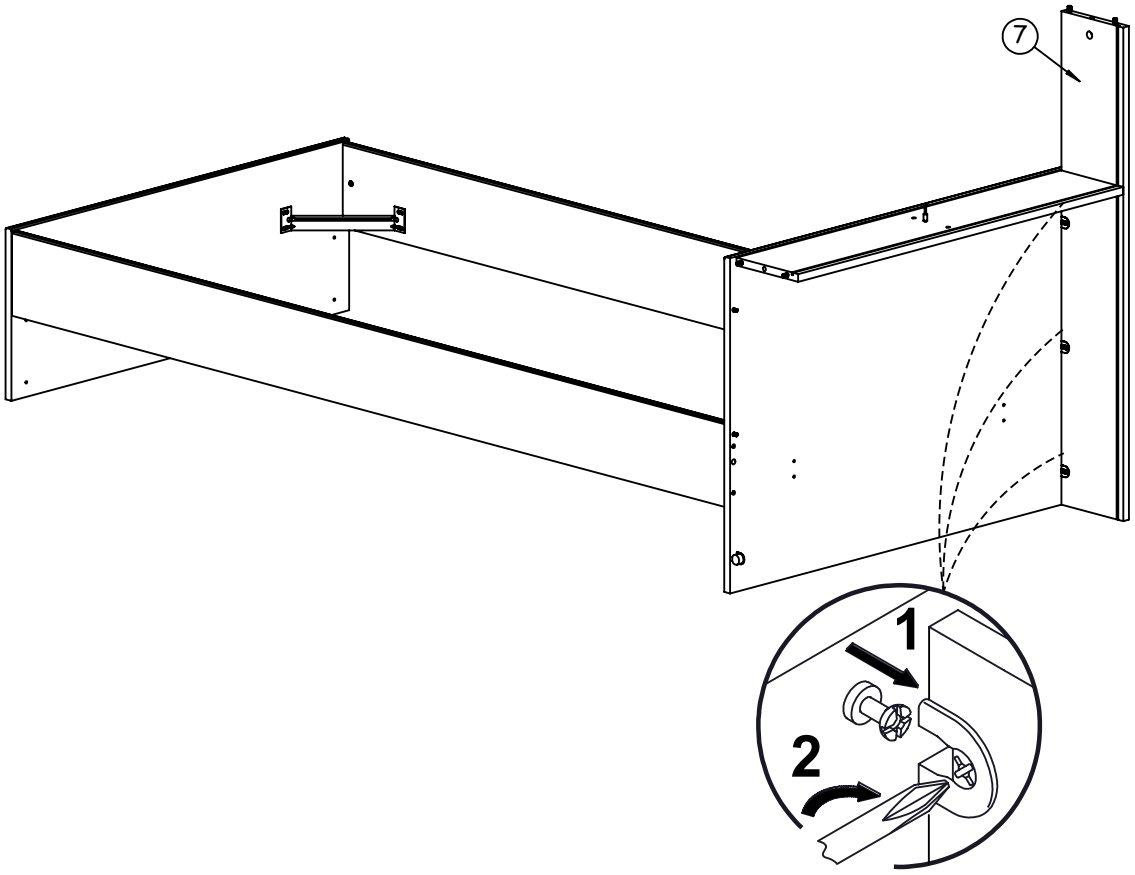

51

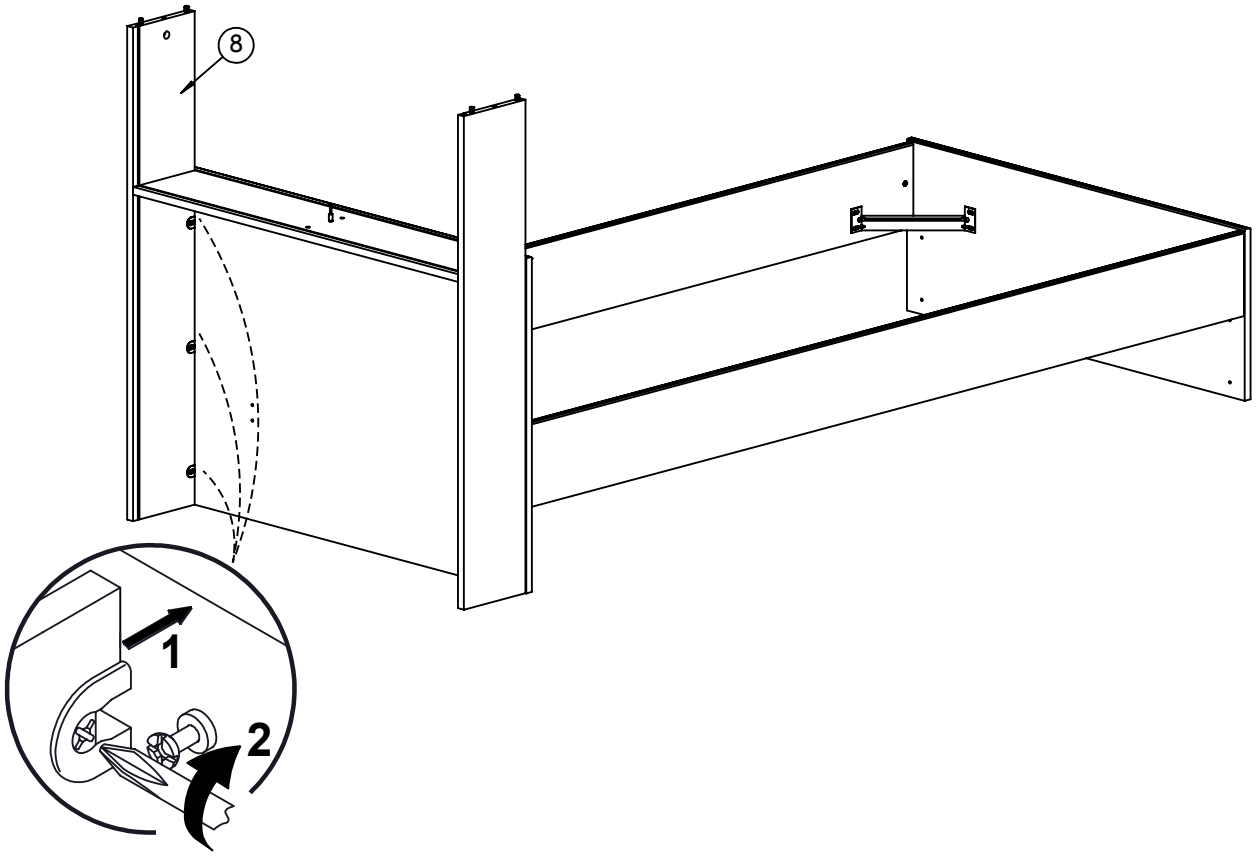

52

3 x
Réf. 64659

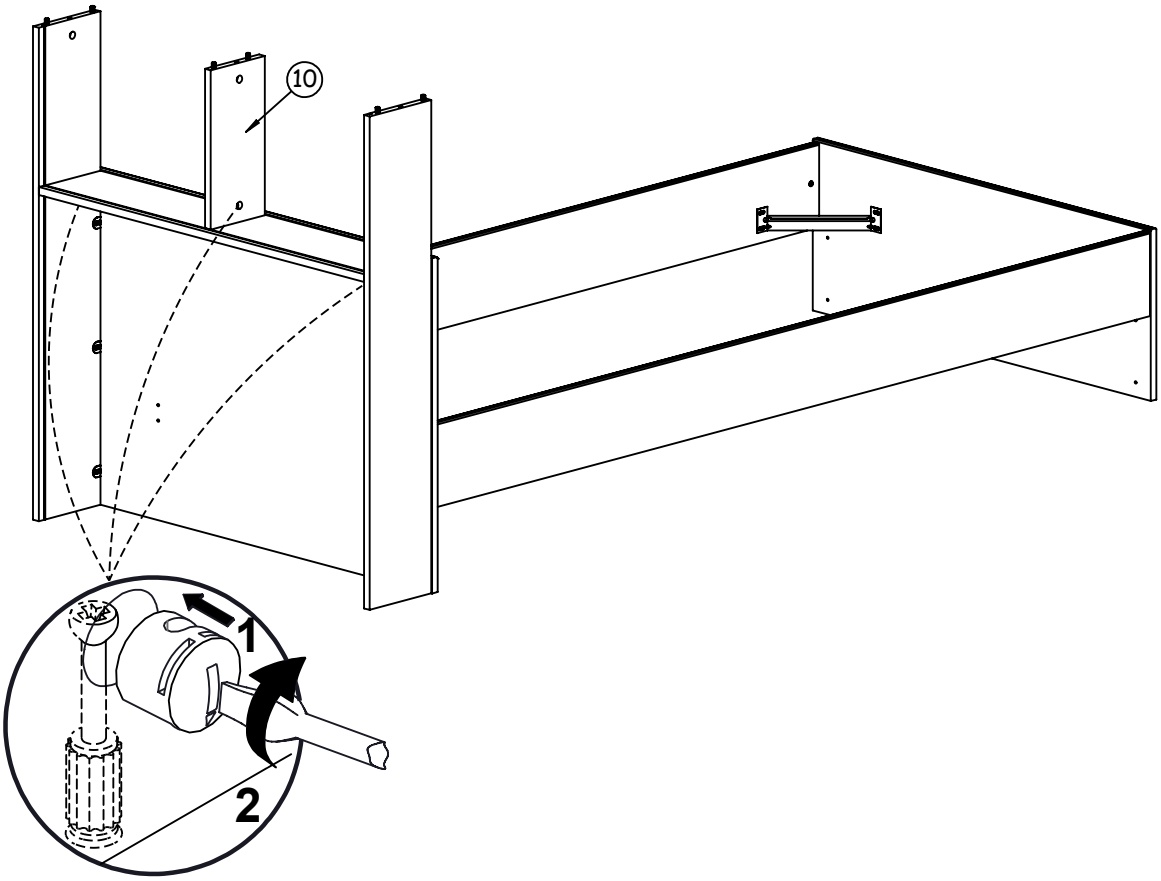

53

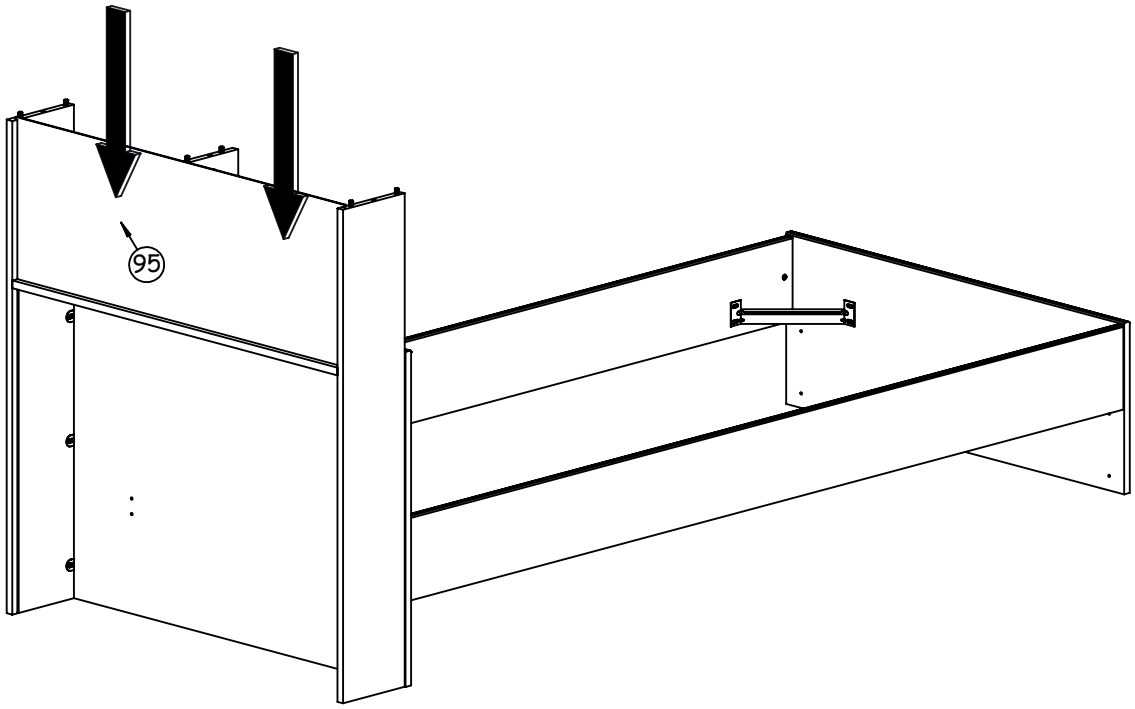

54

3 x
Réf. 64659

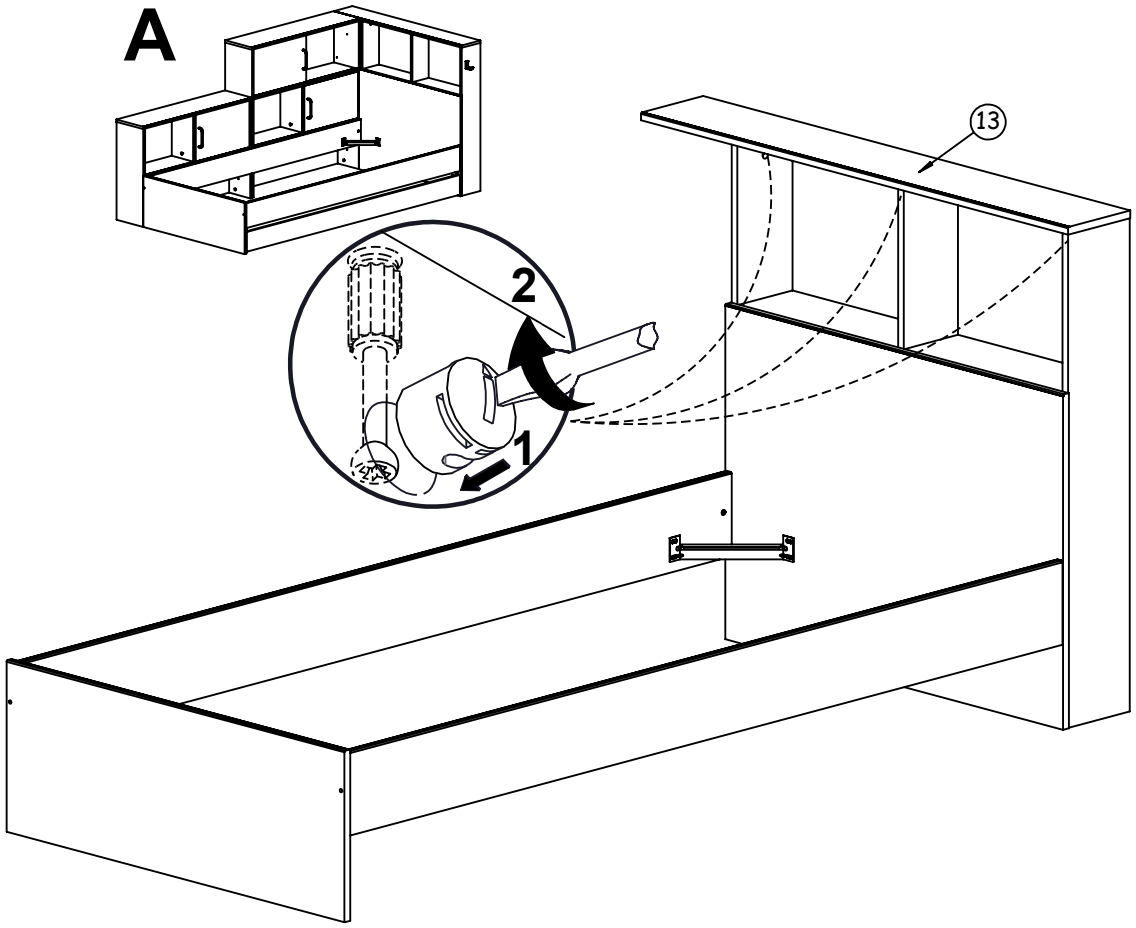

55

3 x
Réf. 64659

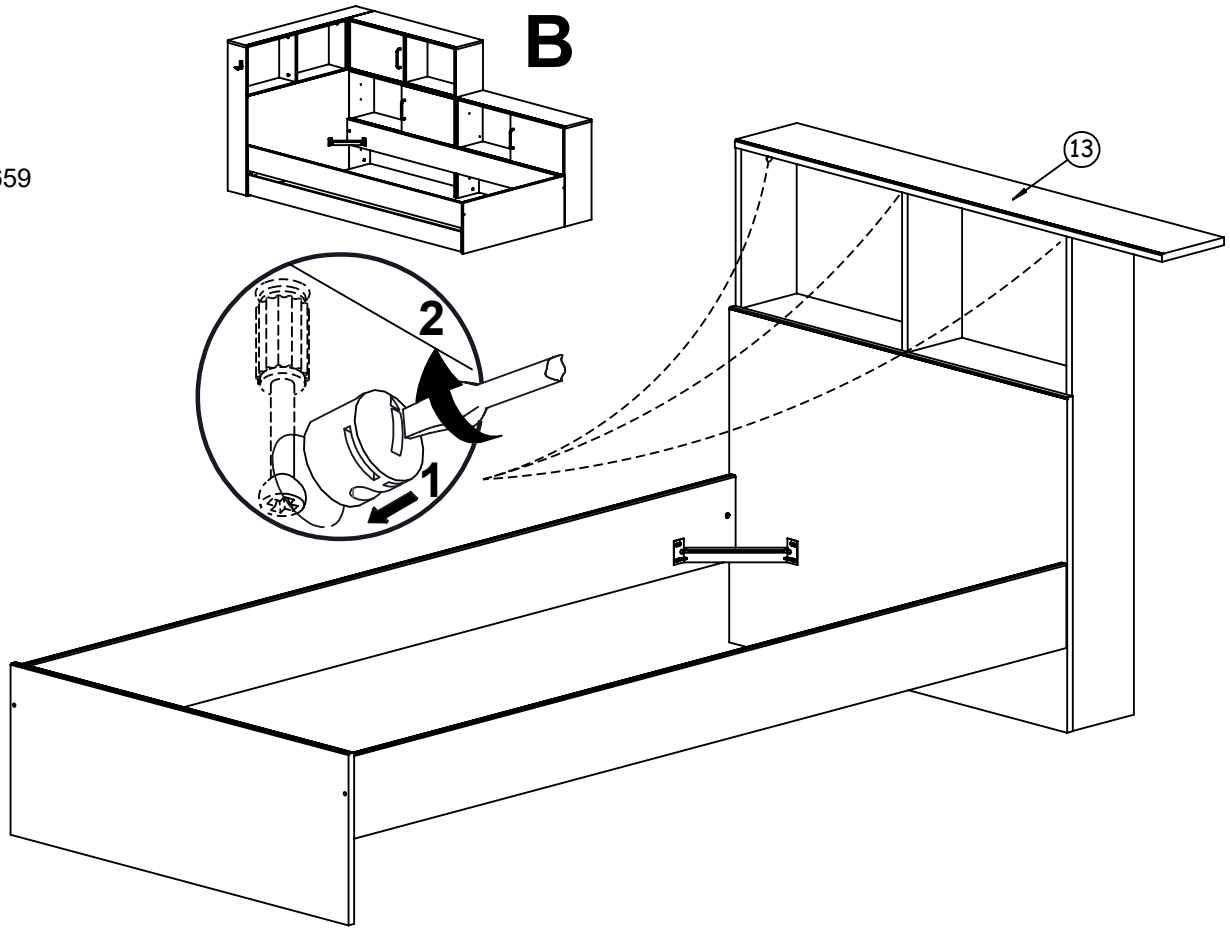

56

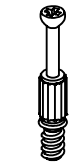

8 x
Réf. 62362

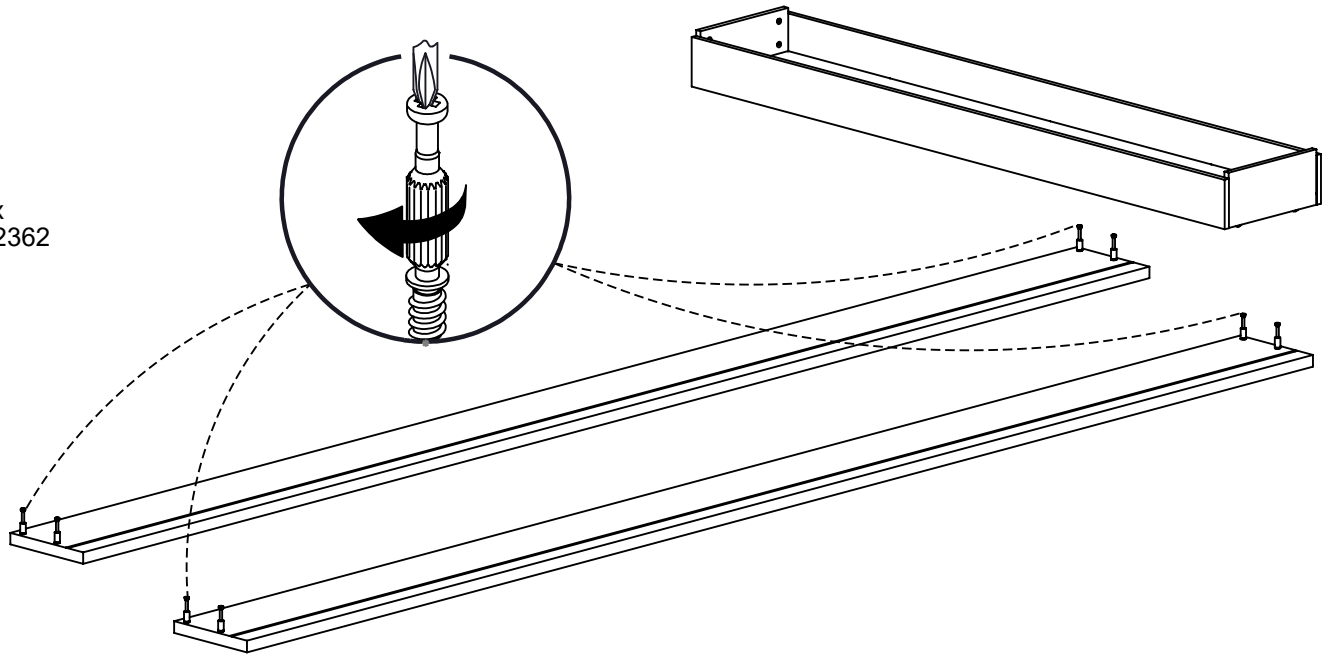

57

4 x
Réf. 64659

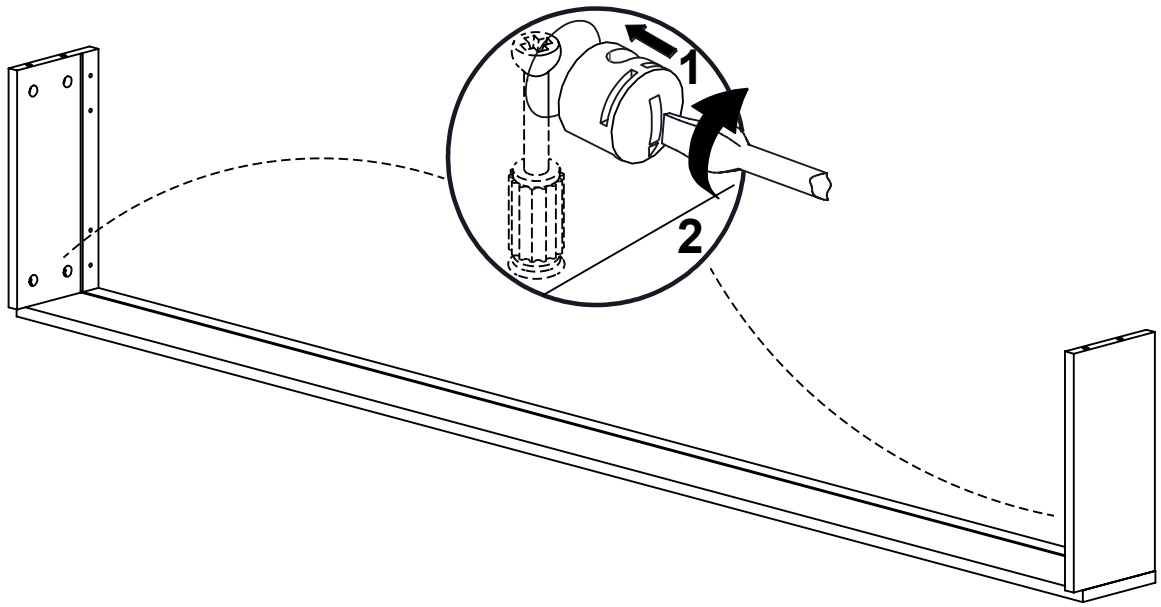

58

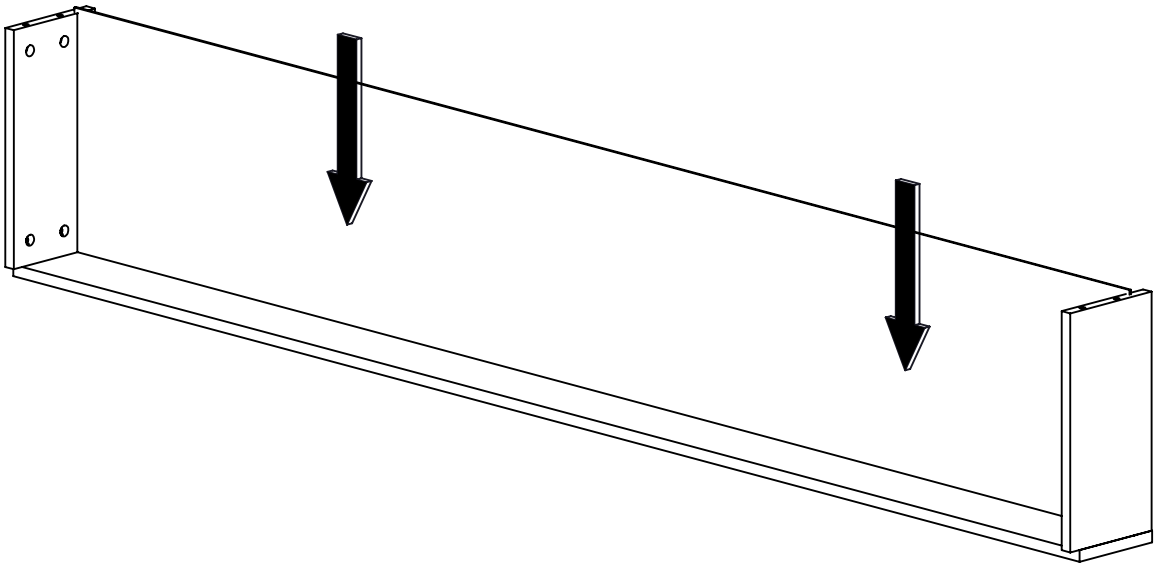

59

4 x
Réf. 64659

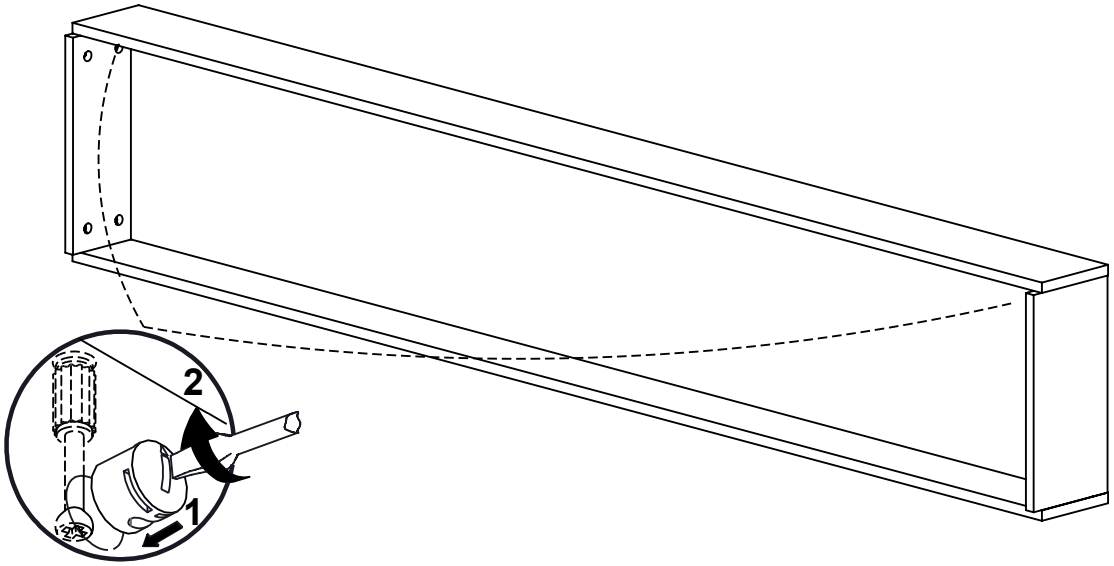

60

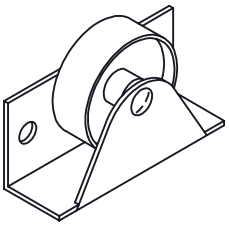

4 x
Réf. 12291

8 x
Réf. 13758

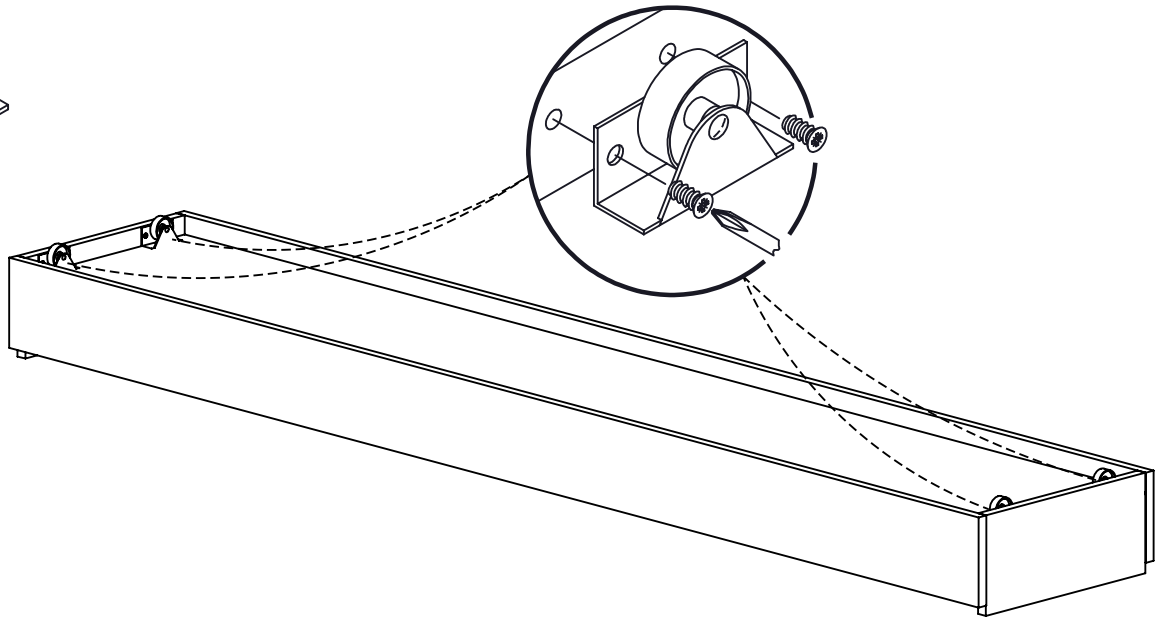

61

6 x
Réf. 64626

6 x
Réf. 35782

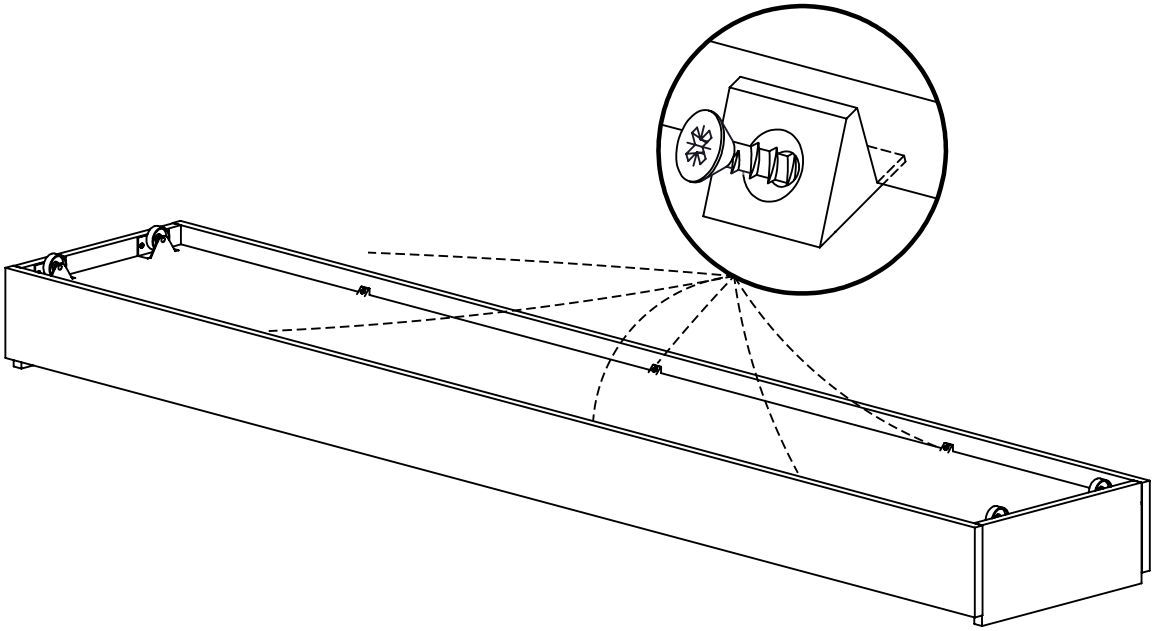

62

2 x
Réf. 37425

2 x
Réf. 11303

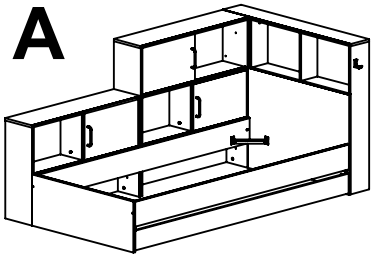

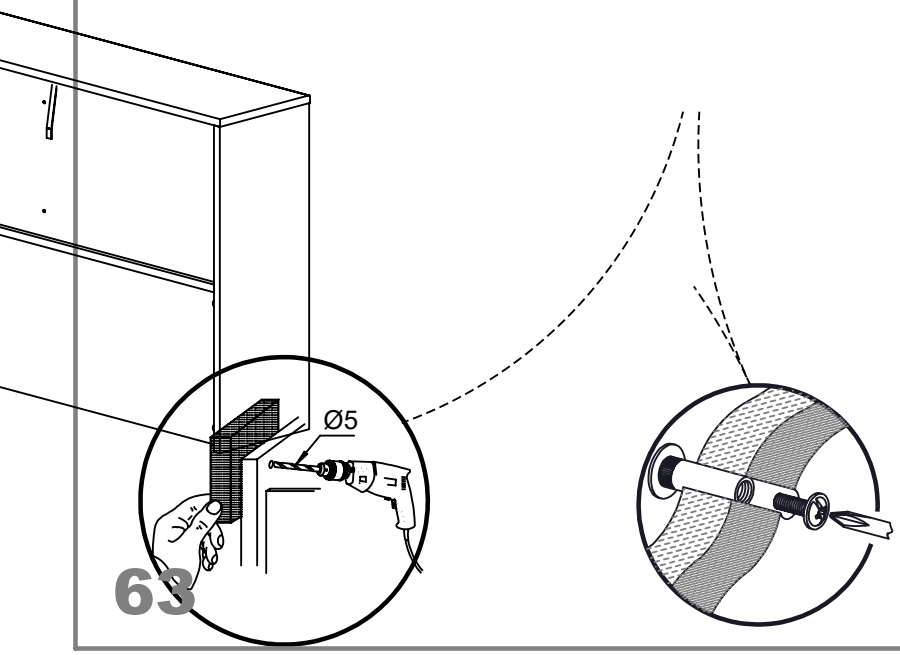

63

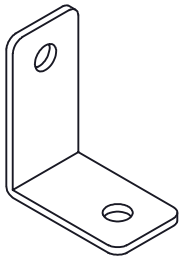

4 x
Réf. 19906

7 x
Réf. 5397

1 x
Réf. 13758

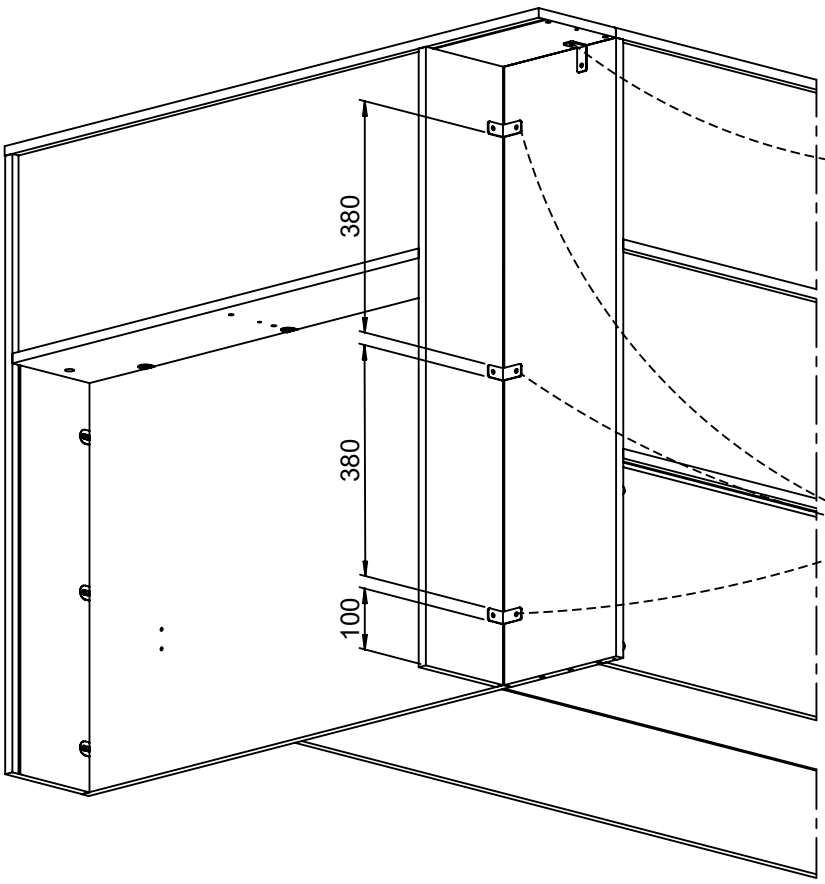



64

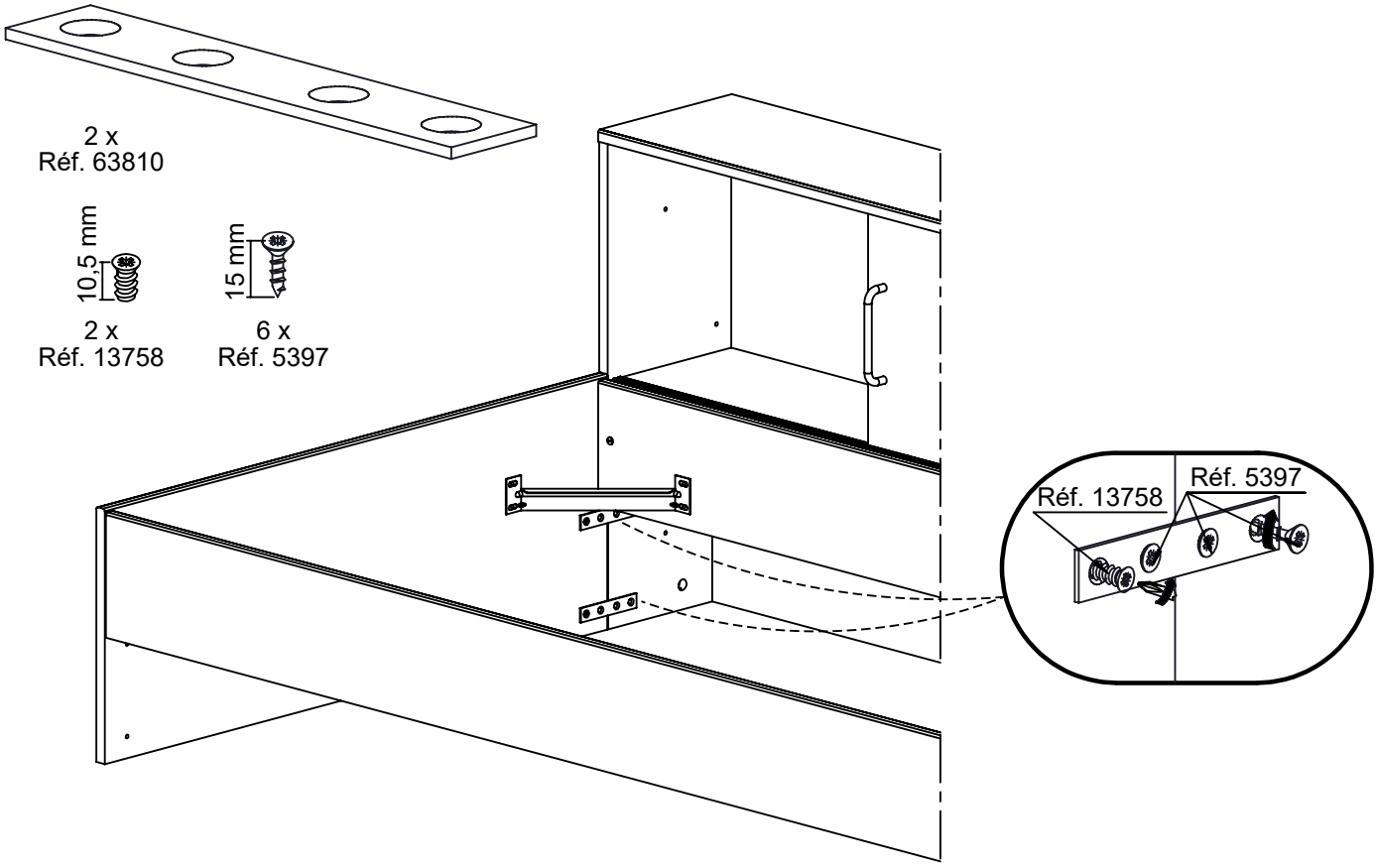
2 x
Réf. 63810
10,5 mm
2 x
Réf. 13758
15 mm
6 x
Réf. 5397
Réf. 13758
Réf. 5397

65

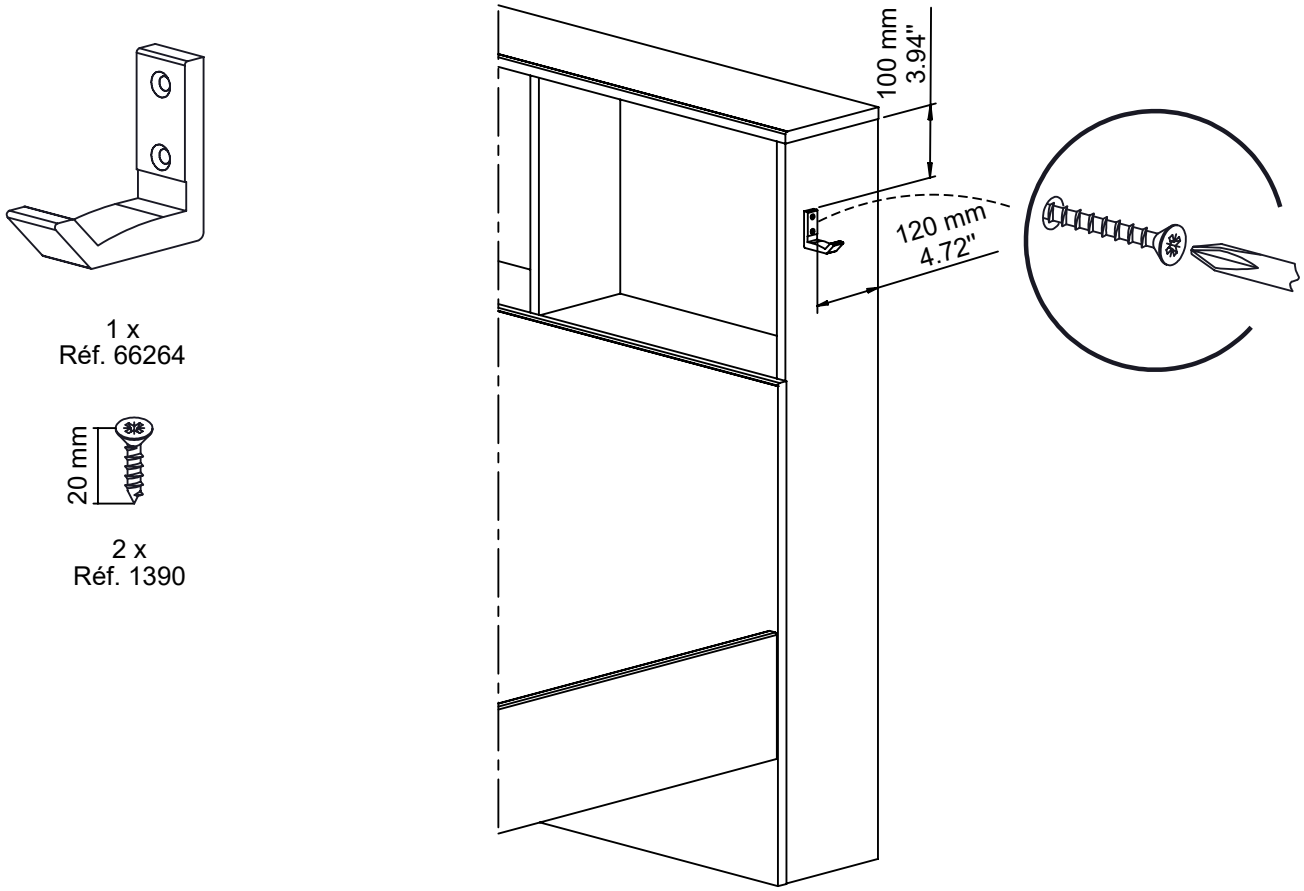
1 x
Réf. 66264
20 mm
2 x
Réf. 1390
100 mm
3.94"
120 mm
4.72"

66

-Please use proper screws and wall fixings to secure the furniture to the wall
-Veiller à utiliser les vis et les chevilles adéquates pour le meuble à fixer au mur.

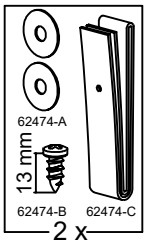

Réf. 62474

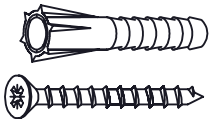

NON INCLUES.
NO INCLUIDOS.
NOT INCLUDED.
WERDEN NICHT MITGELIEFERT.
NIET INBEGREPEN.
DAHİL DEGİL.

A

57.5 cm
22,4 "

103 cm
40,55 "

101.5 cm
39,76 "

1

2

67

GUI_E72-004

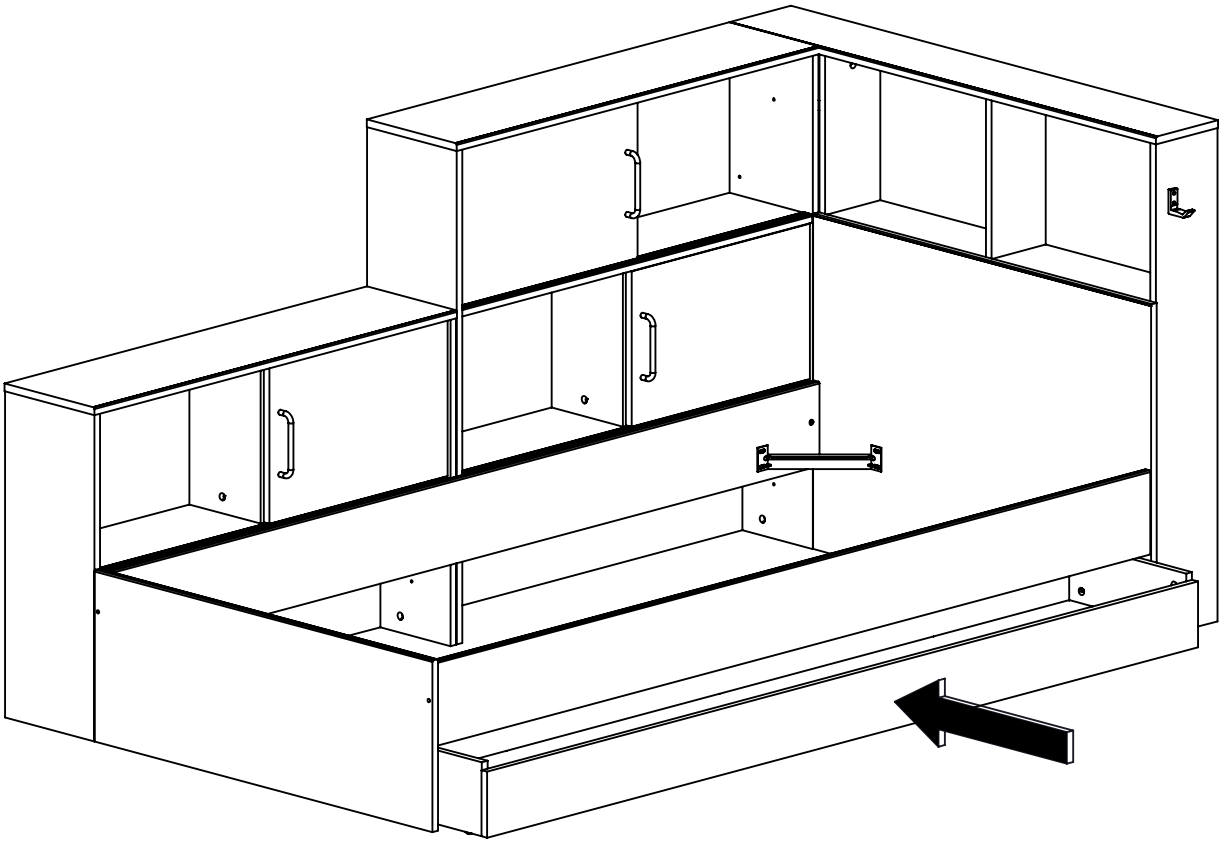

69

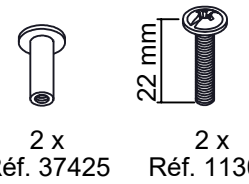

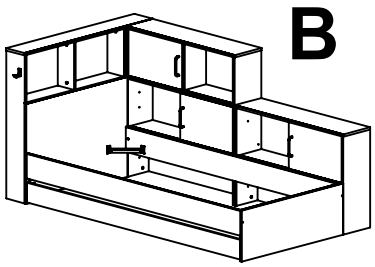

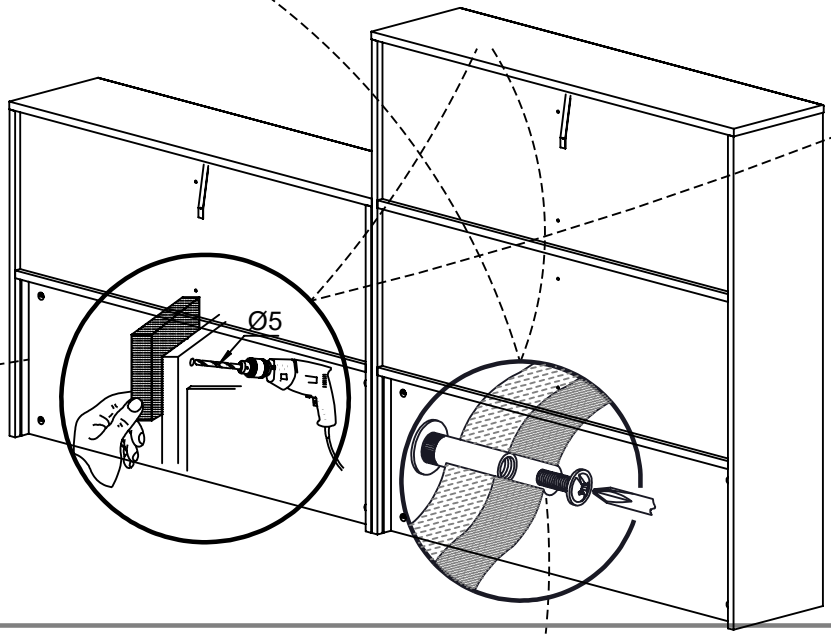

70

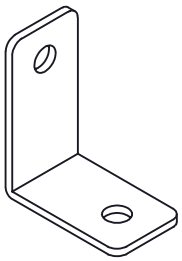

4 x
Réf. 19906

7 x
Réf. 5397

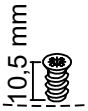

1 x
Réf. 13758

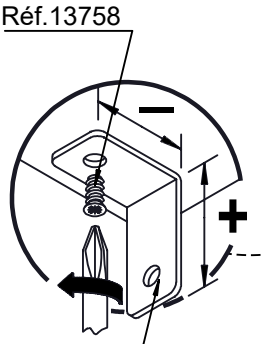

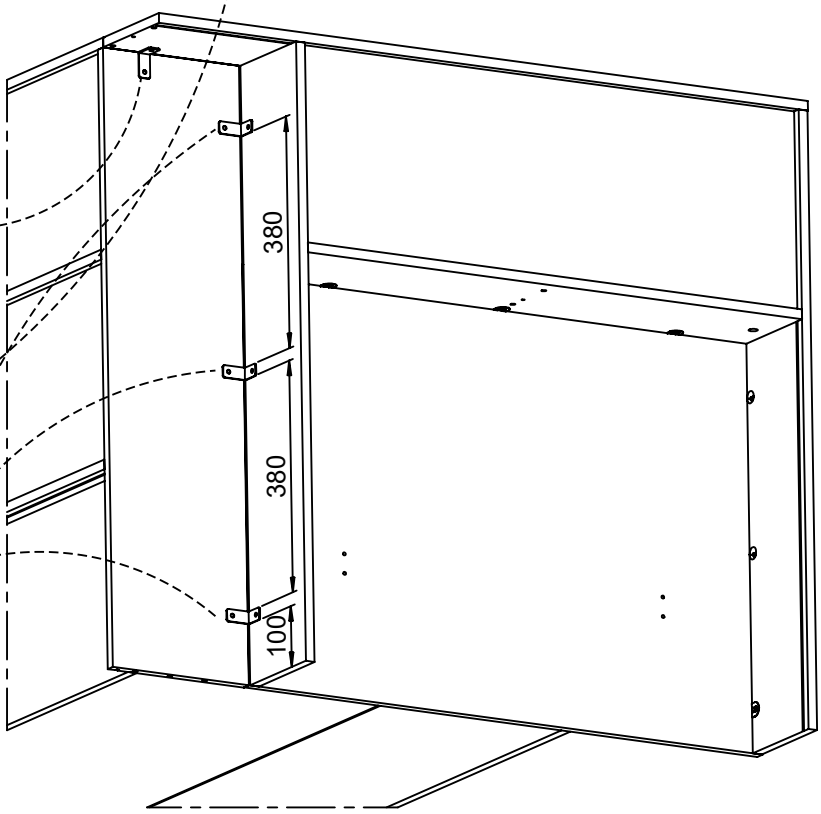

71

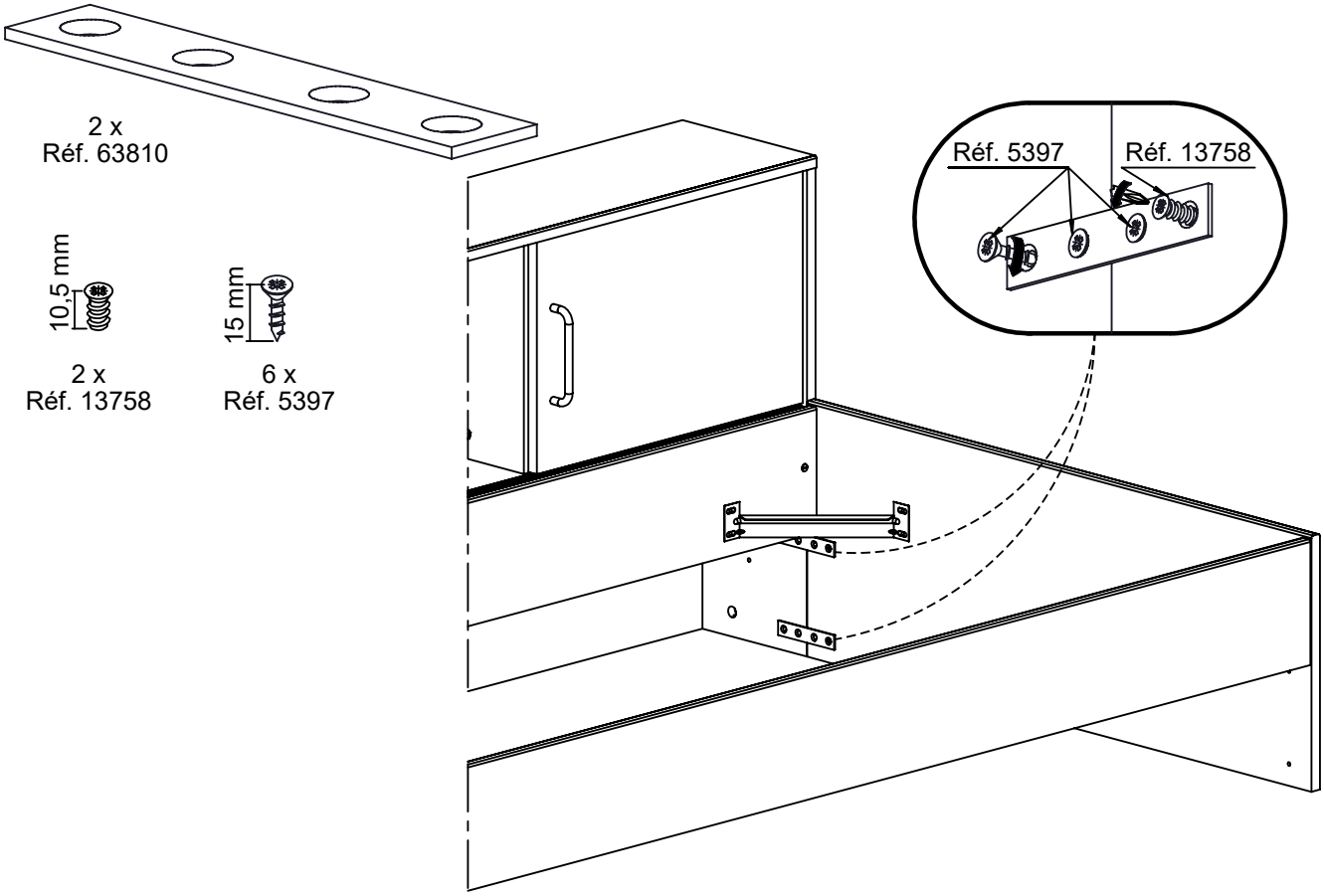
2 x
Réf. 63810
10,5 mm
2 x
Réf. 13758
15 mm
6 x
Réf. 5397
Réf. 5397
Réf. 13758

72

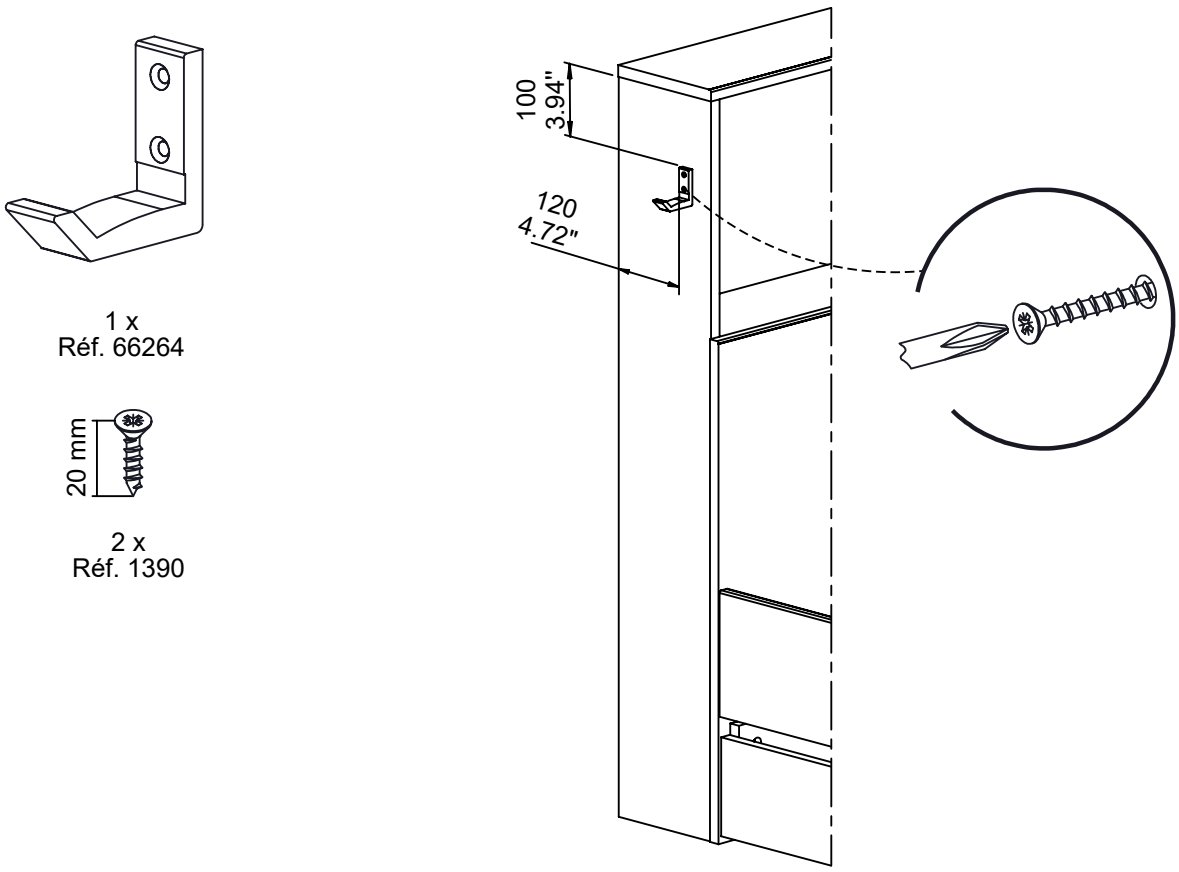
1 x
Réf. 66264
20 mm
2 x
Réf. 1390
100
3.94"
120
4.72"

73

-Please use proper screws and wall fixings to secure the furniture to the wall
-Veiller à utiliser les vis et les chevilles adéquates pour le meuble à fixer au mur.

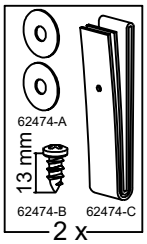

Réf. 62474

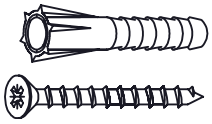

NON INCLUES.
NO INCLUIDOS.
NOT INCLUDED.
WERDEN NICHT MITGELIEFERT.
NIET INBEGREPEN.
DAHİL DEĞİL.

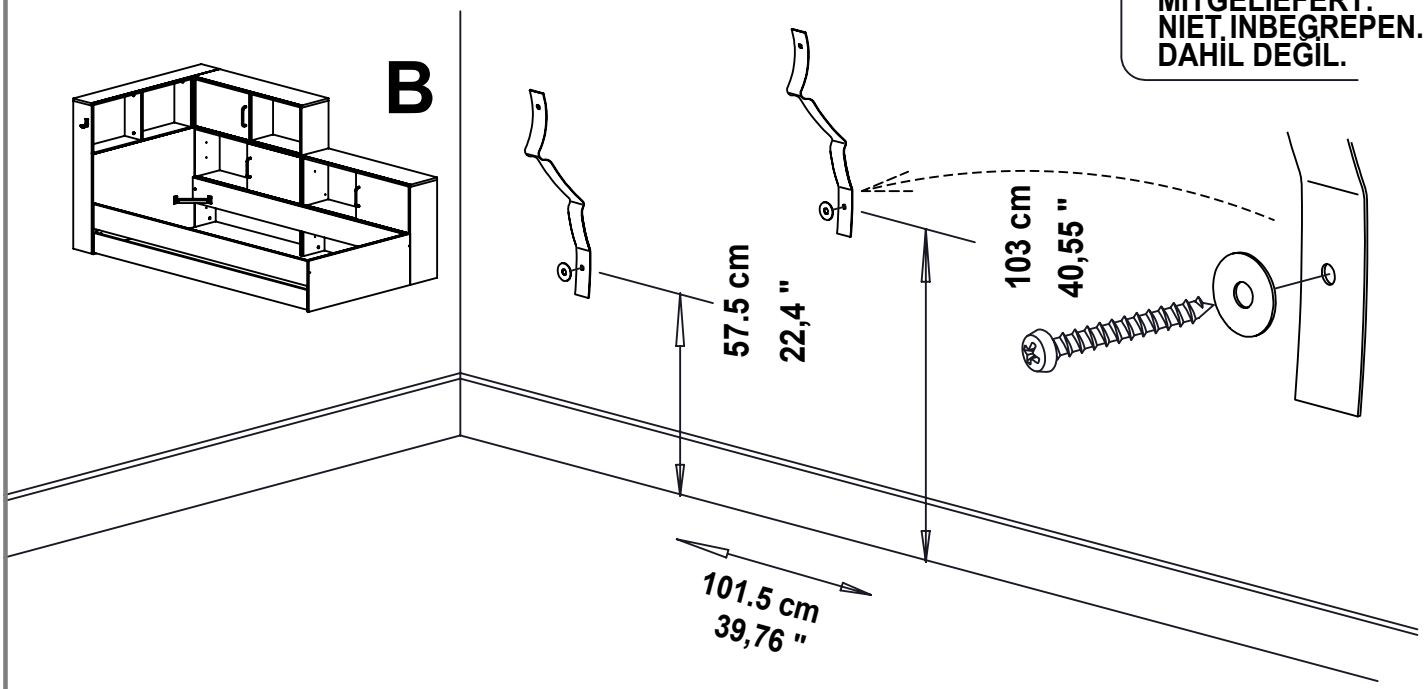

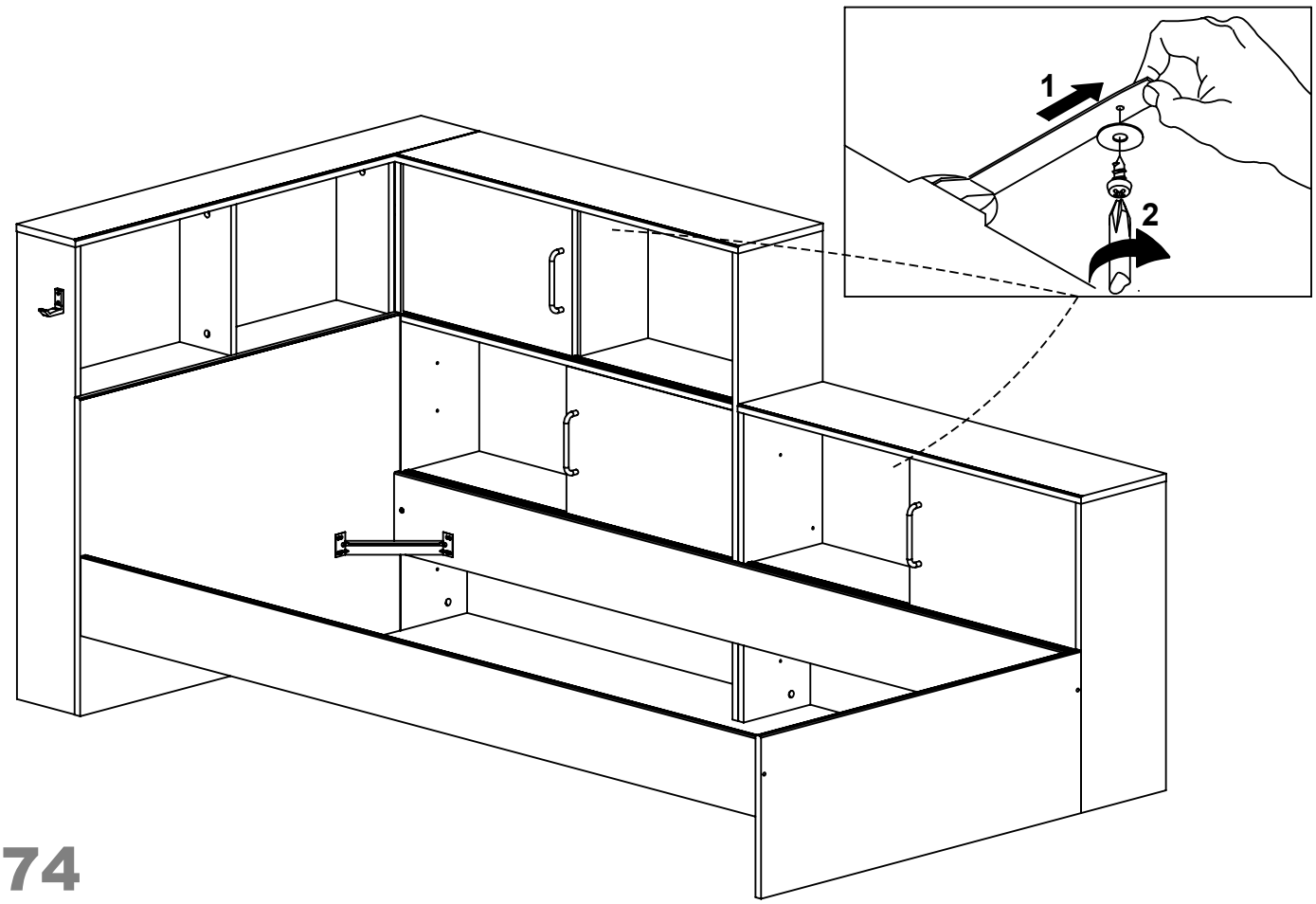

74

GUI_E72-004

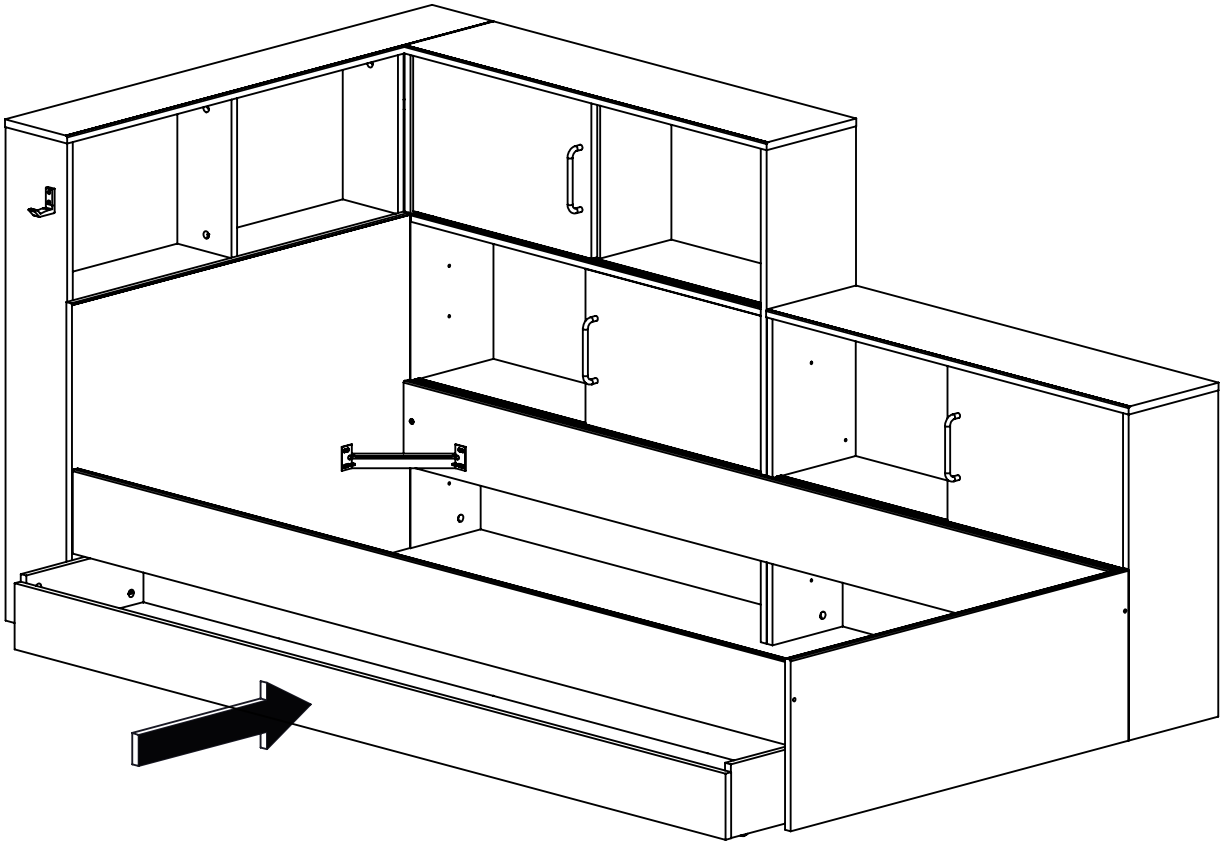

75

IMPORTANT - IMPORTANTE - BELANGRIJK
WICHTIGER HINWEIS - ВАЖНО

FR **IMPORTANT:** Pour éviter le basculement ou la chute accidentelle du meuble, la fixation du meuble au mur est obligatoire en utilisant le dispositif de fixation fourni.
La visserie nécessaire pour la jonction mur/meuble, dépendante de la nature du mur, n'est pas fournie.
En cas de doute, consulter un spécialiste

GB **IMPORTANT**: To prevent the unit from rocking or accidentally falling over, it must be secured to the wall using the fixings provided.
As the screws required for fixing the unit to the wall depend on the type of wall, these are not provided.
Ask a specialist if you are unsure.

ES **IMPORTANTE**: Es obligatorio fijar el mueble a la pared mediante el dispositivo de fijación incluido para evitar balanceos y caídas accidentales.
Los tornillos necesarios para unir el mueble a la pared dependen del tipo de pared y no están incluidos.
En caso de duda, consultar con un especialista.

NL **BELANGRIJK**: Om te voorkomen dat het meubel per ongeluk kantelt of valt, moet het aan de muur worden bevestigd door middel van de bijgeleverde bevestigingsmiddelen.
De nodige schroeven om het meubel aan de muur te bevestigen, afhankelijk van de aard van de muur, zijn niet inbegrepen.
Raadpleeg een expert ter zake in geval van twijfel.

DE **WICHTIGER HINWEIS**: Um zu verhindern, dass das Möbelstück umkippt oder herunterfällt, muss es zwingend mit der beigepackten Befestigung an der Wand befestigt werden.
Die je nach Wandtyp erforderlichen Schrauben werden nicht mitgeliefert.
Wenden Sie sich Zweifelsfall an eine Fachperson.

IT **IMPORTANTE**: Per evitare il ribaltamento o la caduta accidentale del mobile, è obbligatorio fissare il mobile alla parete utilizzando il dispositivo di fissaggio fornito.
La viteria necessaria per il collegamento muro/mobile, variabile in base alla natura del muro, non è fornita.
In caso di dubbi, rivolgersi ad uno specialista.

RU **ВАЖНО!** Во избежание опрокидывания или случайного падения мебели ее обязательно крепить к стене, используя идущее в комплекте устройство крепления.
Набор крепежных деталей, необходимых для присоединения мебели к стене в зависимости от природы стены, в комплект не входит.
В случае возникновения сомнений обратитесь к специалисту.

PT **IMPORTANTE:** Para evitar a deslocação ou a queda acidental do móvel, é obrigatório fixar o móvel à parede com o dispositivo de fixação fornecido.
Os parafusos necessários para a junção parede/móvel, consoante a natureza da parede, não são fornecidos.
Em caso de dúvida, consultar um especialista.

INSTRUCTIONS DE RECYCLAGE - RECYCLING INSTRUCTIONS - INSTRUCCIONES DE RECICLAJE
RECYCLING INSTRUCTIES - RECYCLING-ANWEISUNGEN - ISTRUZIONI DI RICICLAGGIO
ИНСТРУКЦИЯ ПО УТИЛИЗАЦИИ - INSTRUÇÕES DE RECICLAGEM

FR Lors de l'élimination de votre mobilier usagé, les composants en bois, en plastique et en métal peuvent être séparés et être dirigés en déchetterie vers les contenants appropriés pour favoriser leur valorisation.
Toutefois, si votre déchetterie est equipée d'une benne "meuble", vous pouvez déposer votre mobilier en l'état; l'éco-organisme gestionnaire de la filière DEA (www.eco-mobilier.fr) prendra en charge les opérations nécessaires à la valorisation optimale de celui-ci. Enfin n'oubliez pas que vous pouvez prolonger la durée de vie de vos produits usagés en contactant les associations caritatives de votre région.

GB When your furniture is no longer of use, its wood, plastic and metal components can be separated out and placed in the appropriate bins to be recycled. But remember that you may be able to extend the useful life of used furniture by passing it on to a charitable association in your neighbourhood.

ES Cuando elimine su mobiliario usado, los componentes de madera, plástico y metal pueden separarse y llevarse al vertedero y tirarse en los contenedores apropiados para su reciclaje. No obstante, no olvide que podrá prolongar la duración de vida de sus productos usados si se pone en contacto con las asociaciones de voluntariado social de su región.

NL Houten, plastic en metalen onderdelen van uw afgedankte meubels kunt u in gescheiden vorm aanbieden bij een afvalverzamelpunt en in de daarvoor bestemde containers werpen zodat ze opnieuw gebruikt kunnen worden. U kunt natuurlijk ook nog een tweede leven geven aan uw meubels door contact op te nemen met een liefdadigheidsinstelling bij u in de buurt.

DE Die Holz-, Kunststoff und Metallteile Ihrer Altmöbel können getrennt und in einem Wertstoffhof dem entsprechenden Recycling zugeführt werden. Ihre Altmöbel können jedoch auch für andere noch nützlich sein - wenden Sie sich an karitative Vereine in Ihrer Umgebung-Wohnregion.

IT Al momento dell'eliminazione del vostro mobile usato, i componenti in legno, in plastica ed in metallo possono essere separati ed essere portati in discarica verso i contenitori idonei per favorire la loro valorizzazione. Tuttavia, non dimenticate che potreste prolungare la durata di vita dei vostri prodotti usati contattando le associazioni caritative della vostra regione.

RU Для того, чтобы избавиться от старой мебели, можно рассортировать детали из дерева, пластика и металла и отправить в пункты сбора утиля для их переработки и вторичного использования. Однако, не забывайте, что вы можете продлить срок службы изделий, связавшись с благотворительными организациями вашего региона.

PT Aquando da eliminação do seu móvel usado, os componentes em madeira, plástico e metal, podem ser separados e depositados nos respetivos contentores para reciclagem e valorização. De qualquer modo, não esqueça que pode prolongar a vida útil dos seus produtos usados contactando as associações caritativas da sua zona.

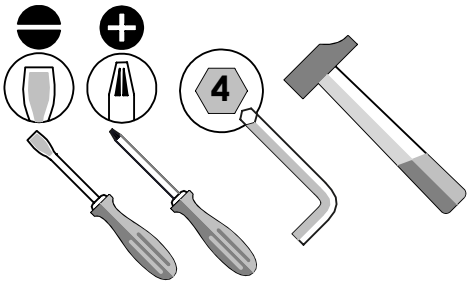

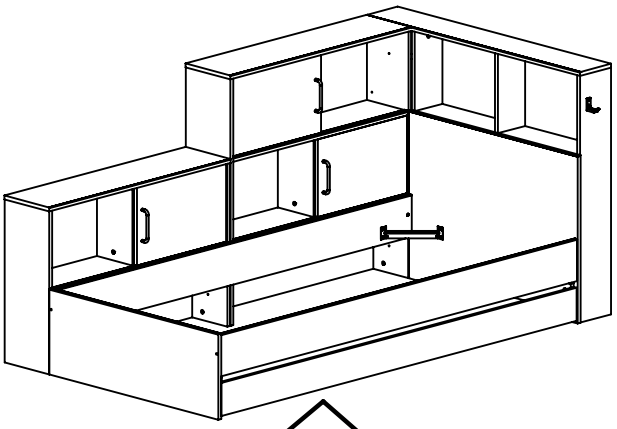

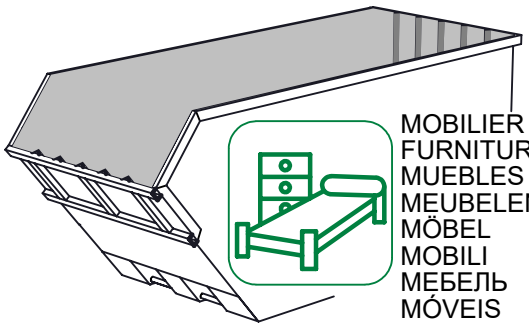

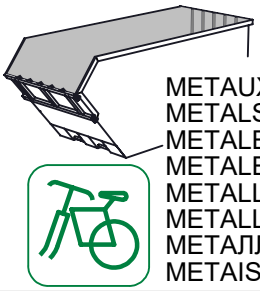

Pour en savoir plus :
www.consignesdetri.fr