

LED Wall Luminaire – DUE PUNTO

Instruction Manual

MEGATRON®

TECHNICAL SPECIFICATION:

Series Name	AMBIENTE	AMBIENTE	AMBIENTE	AMBIENTE
Model Number	MT67006	MT67007	MT67008	MT67009
Color	Chrome	Black	White	Titanium
Lamp Holder	GX53	GX53	GX53	GX53
Incl. Light Source	2xMT67080	2xMT67081	2xMT67082	2xMT67083
Light Source Wattage	2x7W	2x7W	2x7W	2x7W
Beam Angle	90°	90°	90°	90°
Total Luminous Flux	2x500lm	2x500lm	2x500lm	2x500lm
Energy Efficiency Class Light Source	G	G	G	G
Voltage	220–240V~	220–240V~	220–240V~	220–240V~
Frequency	50Hz	50Hz	50Hz	50Hz
IP Rating	IP44	IP44	IP44	IP44

CLASS I	LED		CE

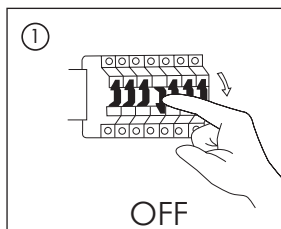
CAUTIONS:

- Read the entire manual carefully before installation and operation.
- Installation or replacement should be performed only by licensed and qualified electricians.
- DO NOT disassemble the inner part of the luminaire. Doing so may result in luminaire damage or malfunction.
- Switch OFF the power source before installation, replacement and cleaning! ⚠
- Wearing gloves during installation is recommended to ensure the luminaire is kept in the best condition.
- Before replacement of the lamp or luminaire, turn it off and allow it to cool down. Heat-resistant gloves are mandatory when handling the luminaire.
- The manufacturer accepts no liability for any damage resulting from the misuse of the luminaire or from when it is used with inappropriate equipment.
- Important warning for ground drilling and drilling in walls: before drilling, make sure that there are no gas and water pipes or power lines behind or near the drilling spots. Drilling and mounting should be performed only by qualified personnel. Be sure to pay attention to the condition and material of the ground and walls, as the supplied mounting material is not suitable for all ground and wall types. Please inquire about recommended screws and raw plugs for your ground or wall type and condition. The manufacturer accepts no liability for improper wall raw plug mounting and the herefrom resulting damages.
- This product contains a light source of energy efficiency class G.
- Consult your dealer if you have any enquiries.


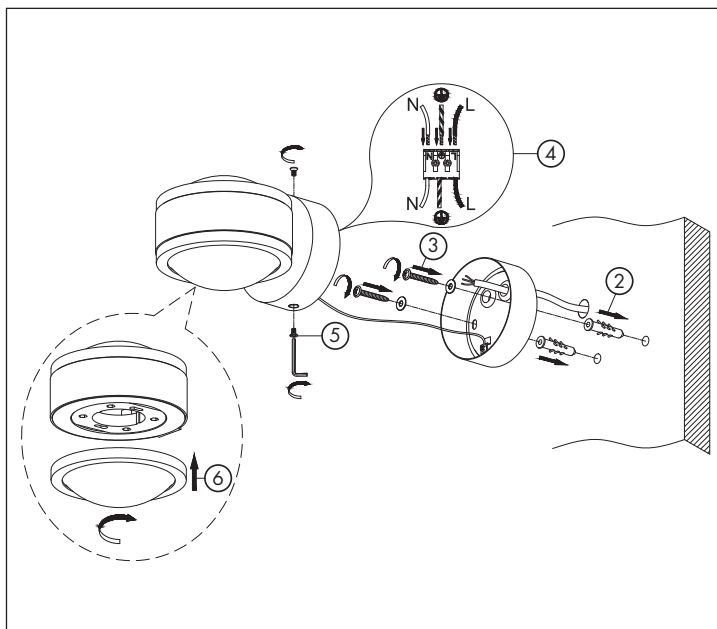
ATTENTION:

- Instant start is allowed.
- The luminaire may only be used with GX53 LED light sources!
- IP44 waterproof protection, designed for indoor applications.
- The operating temperature of the luminaire is -20°C to +40°C.

INSTALLATION: MT67006 / MT67007 / MT67008 / MT67009



1. Turn OFF the power.
2. Drill the holes and plug the dowels into the drill holes.
3. Screw the luminaire holder on the wall.
4. Connect the cable to the terminal block.
5. Place the luminaire in the holder and tighten the side screws in order to fix.
6. Insert the light sources MT67080 / MT67081 / MT67082 / MT67083 into the lamp holders.
7. Turn ON the power.



Correct disposal of this product:

This marking indicates that this product should not be disposed with other household wastes throughout the EU. To prevent possible harm to the environment or human health from uncontrolled waste disposal, recycle it responsibly, to promote the sustainable reuse of material resources. To return your device, please use the return and collection systems, or contact the retailer where the product was purchased. They can take this product for environmental safe recycling.