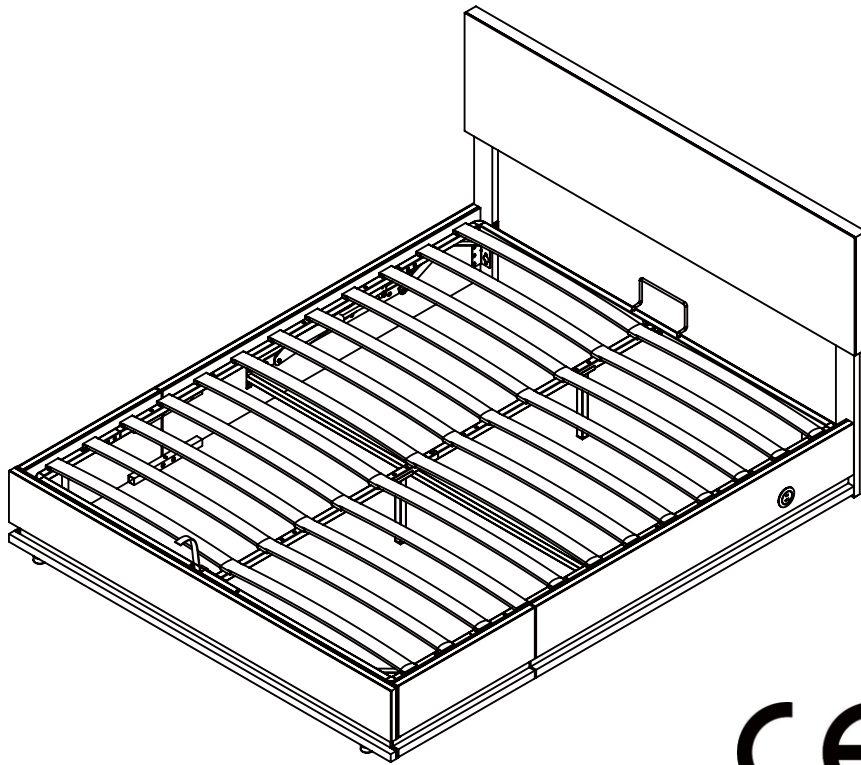


Montageanleitung | Instructions de montage Assembly Instructions | Instrucciones de montaje

SKU NUMBER: HFBD-839T/839F/839Q



GB This set comes in 2 boxes. If you do not receive a full set of 2 boxes, please contact our customer service.

DE Dieses Set wird in 2 Schachteln geliefert. Wenn Sie nicht ein komplettes Set von 2 Boxen erhalten, kontaktieren Sie bitte unseren Kundenservice.

FR Ce set est livré en 2 boîtes. Si vous ne recevez pas un jeu complet de 2 boîtes, veuillez contacter notre service clientèle.

English

IMPORTANT ! KEEP FOR FUTURE REFERENCE : READ CAREFULLY

- To be assembled by an adult. Assembly must be checked by an adult before use
- WARNING ! Keep all screws, small parts and plastic bags out of the reach of children
- Properly identify all parts before assembling
- Never use your item if any of its parts are broken or missing
- Should any problems arise, please contact our After Sales Service
- Manufacturer's instructions shall be followed at all times
- Care: Clean with a soft, dry cloth. In case of larger stains, carefully rub with a slightly damp, non abrasive sponge
- Avoid the risk of fire by not placing furniture near sources of ignition or hot items
- Do not jump on the bed

Deutsch

WICHTIG ! ZUM SPÄTEREN NACHSCHLAGEN AUFBEWAHREN: SORGFÄLTIG LESEN

- Muss von einem Erwachsenen zusammengebaut werden. Der Zusammenbau muss vor dem Gebrauch von einem Erwachsenen überprüft werden
- WARNUNG! Bewahren Sie alle Schrauben, Kleinteile und Plastikbeutel außerhalb der Reichweite von Kindern auf
- Kennzeichnen Sie vor dem Zusammenbau alle Teile richtig
- Benutzen Sie Ihren Artikel niemals, wenn Teile gebrochen sind oder fehlen
- Sollten Probleme auftreten, wenden Sie sich bitte an unseren Kundendienst
- Die Anweisungen des Herstellers sind stets zu befolgen
- Pflege: Mit einem weichen, trockenen Tuch reinigen. Bei größeren Flecken vorsichtig mit einem leicht feuchten, nicht scheuernden Schwamm abreiben. nicht scheuernden Schwamm
- Vermeiden Sie die Gefahr eines Brandes, indem Sie die Möbel nicht in der Nähe von Zündquellen oder heißen Gegenständen aufstellen
- Nicht auf das Bett springen

Français

IMPORTANT ! CONSERVER POUR RÉFÉRENCE ULTÉRIEURE : LIRE ATTENTIVEMENT

- Le montage doit être effectué par un adulte. Le montage doit être vérifié par un adulte avant Utilisation
- ATTENTION ! Tenir les vis, les petites pièces et les sachets en plastique hors de portée des enfants
- Identifiez correctement toutes les pièces avant de les assembler
- N'utilisez jamais votre article si l'une de ses pièces est cassée ou manquante
- En cas de problème, veuillez contacter notre service après-vente
- Les instructions du fabricant doivent être respectées à tout moment
- Entretien : nettoyer avec un chiffon doux et sec. En cas de taches plus importantes, frotter soigneusement avec une éponge non abrasive légèrement humide. légèrement humide et non Abrasive
- Évitez les risques d'incendie en ne plaçant pas les meubles à proximité de sources d'inflammation ou d'objets chauds
- Ne pas sauter sur le lit

Italiano


IMPORTANTE! CONSERVARE PER RIFERIMENTO FUTURO: LEGGERE ATTENTAMENTE

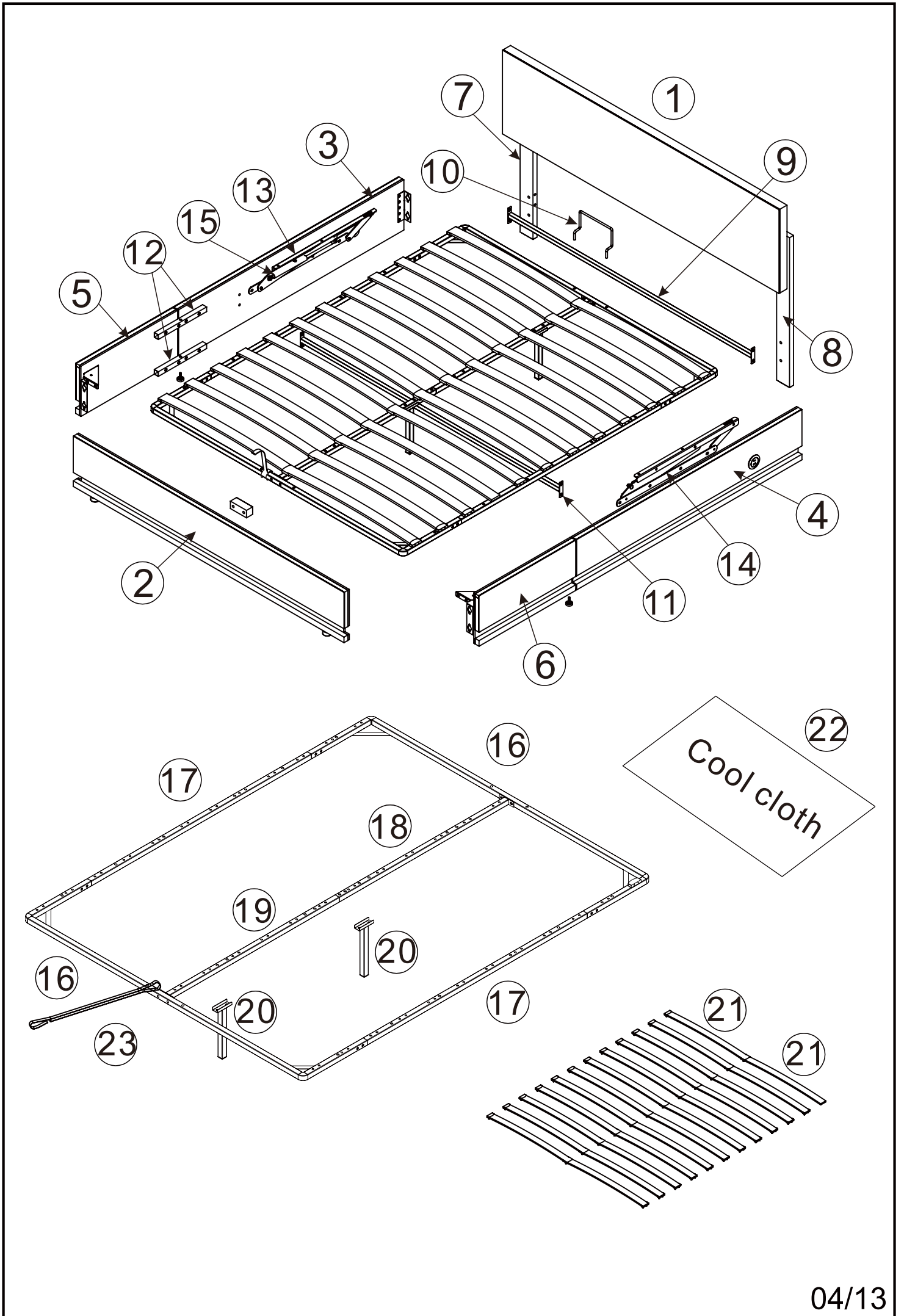
- Deve essere assemblato da un adulto. L'assemblaggio deve essere controllato da un adulto prima dell'uso
- **ATTENZIONE!** Tenere tutte le viti, le piccole parti e i sacchetti di plastica fuori dalla portata dei bambini
- Identificare correttamente tutte le parti prima dell'assemblaggio
- Non utilizzare mai l'articolo se alcune parti sono rotte o mancanti
- In caso di problemi, si prega di contattare il nostro Servizio Post Vendita
- Le istruzioni del produttore devono essere sempre seguite
- Cura: Pulire con un panno morbido e asciutto. In caso di macchie più estese, strofinare accuratamente con una spugna leggermente umida e nonspugna leggermente umida e non abrasiva
- Evitare il rischio di incendio, non collocando i mobili vicino a fonti di accensione o a oggetti caldi
- Non saltare sul letto

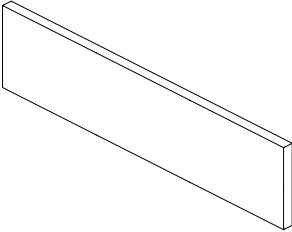

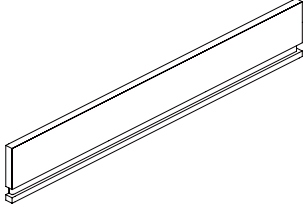
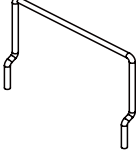
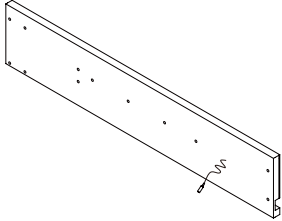
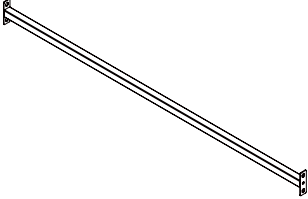
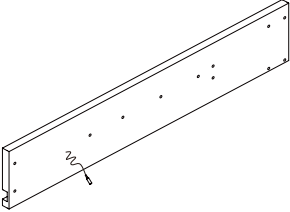
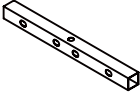
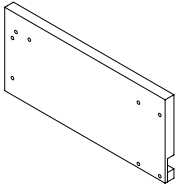
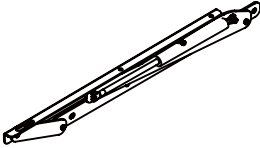
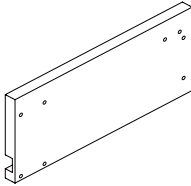
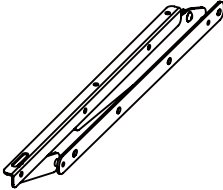

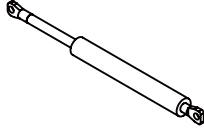

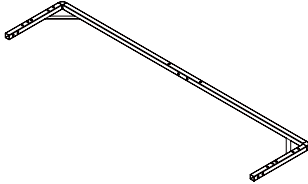
Español

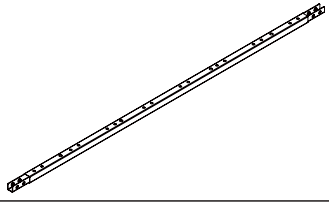
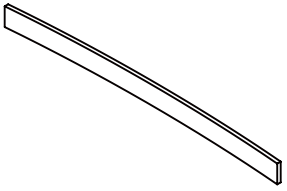
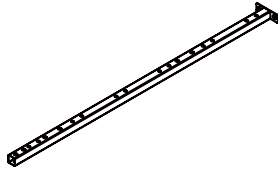

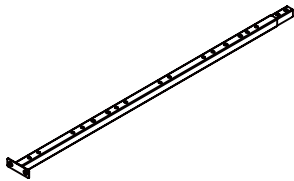

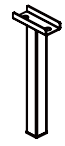
¡ IMPORTANTE ! CONSERVELO PARA FUTURAS CONSULTAS: LEA ATENTAMENTE

- Debe ser montado por un adulto. El montaje debe ser comprobado por un adulto antes del uso
- ADVERTENCIA Mantenga todos los tornillos, piezas pequeñas y bolsas de plástico fuera del alcance de los niños.
- Identifique correctamente todas las piezas antes de montarlas
 - Nunca utilice su artículo si alguna de sus piezas está rota o falta
 - Si surge algún problema, póngase en contacto con nuestro Servicio Postventa
 - Las instrucciones del fabricante deben seguirse en todo momento
 - Cuidado: Limpiar con un paño suave y seco. En caso de manchas más grandes, frote cuidadosamente con una esponja no abrasiva ligeramente humedecida.
 - Evite el riesgo de incendio no colocando los muebles cerca de fuentes de ignición u objetos calientes.
 - No saltar sobre la cama.







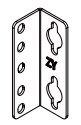
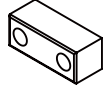






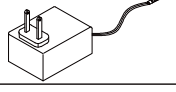










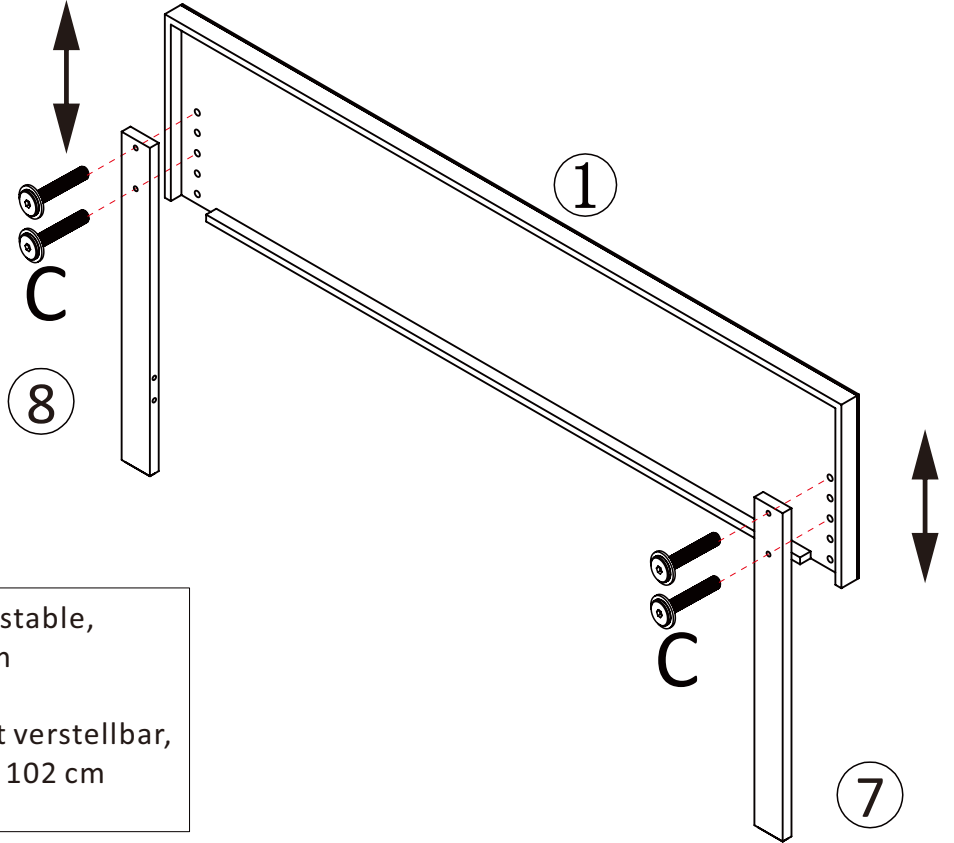
1		X1	9		X1
2		X1	10		X1
3		X1	11		X1
4		X1	12		X4
5		X1	13		X1
6		X1	14		X1
7		X1	15		X2
8		X1	16		X2

17		X2	21		X24
18		X1	22		X1
19		X1	23		X1
20		X2			



Hardware List –Hardware-Liste-Liste dumatériel

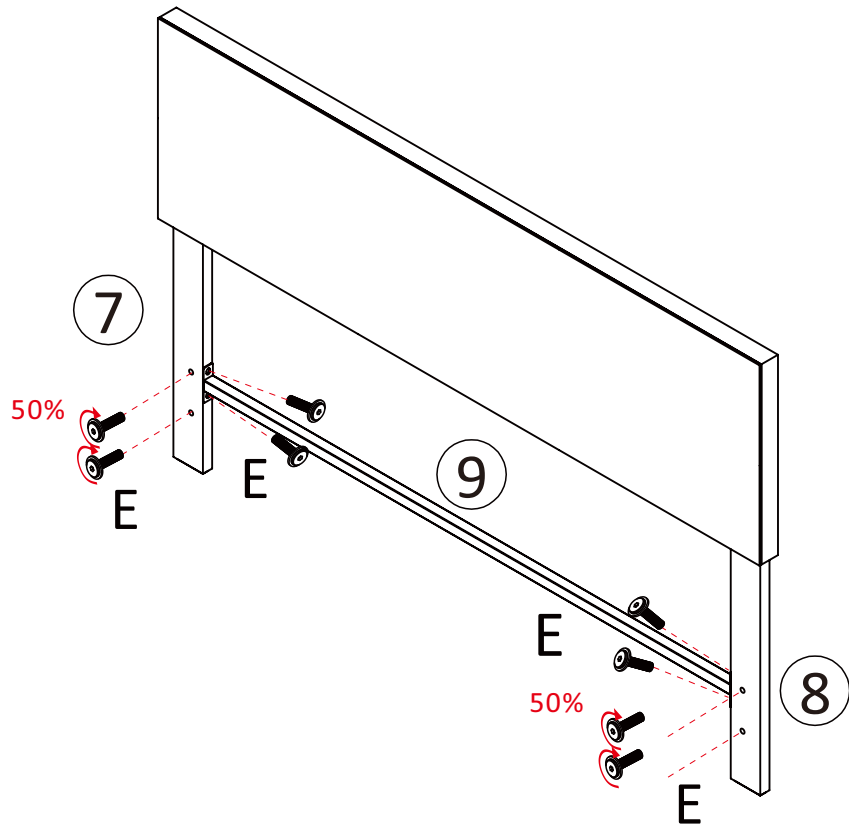
A	 M8*16	X36	B	 M8*12	X8	C	 M8*40	X13
D	 M8*35	X22	E	 M8*25	X13	F	 M8	X11
G		X4	H		X1	I		X26
J		X2	K		X2	L		X2
M		X2	N		X13		Adaptor 	X1
		X1			X1		 RF RGB CONTROLLER	X1
		X1		RF Remote Controller 	X1			

1		
	M8*40 C x 4pcs	x 1pc



EN: Headboard height is adjustable,
The adjustable height is 102cm
/107cm/112cm.
DE: Die Höhe des Kopfteils ist verstellbar,
Die verstellbare Höhe beträgt 102 cm
/ 107 cm / 112 cm

2		
	M8*25 E x 8pcs	x 1pc



3



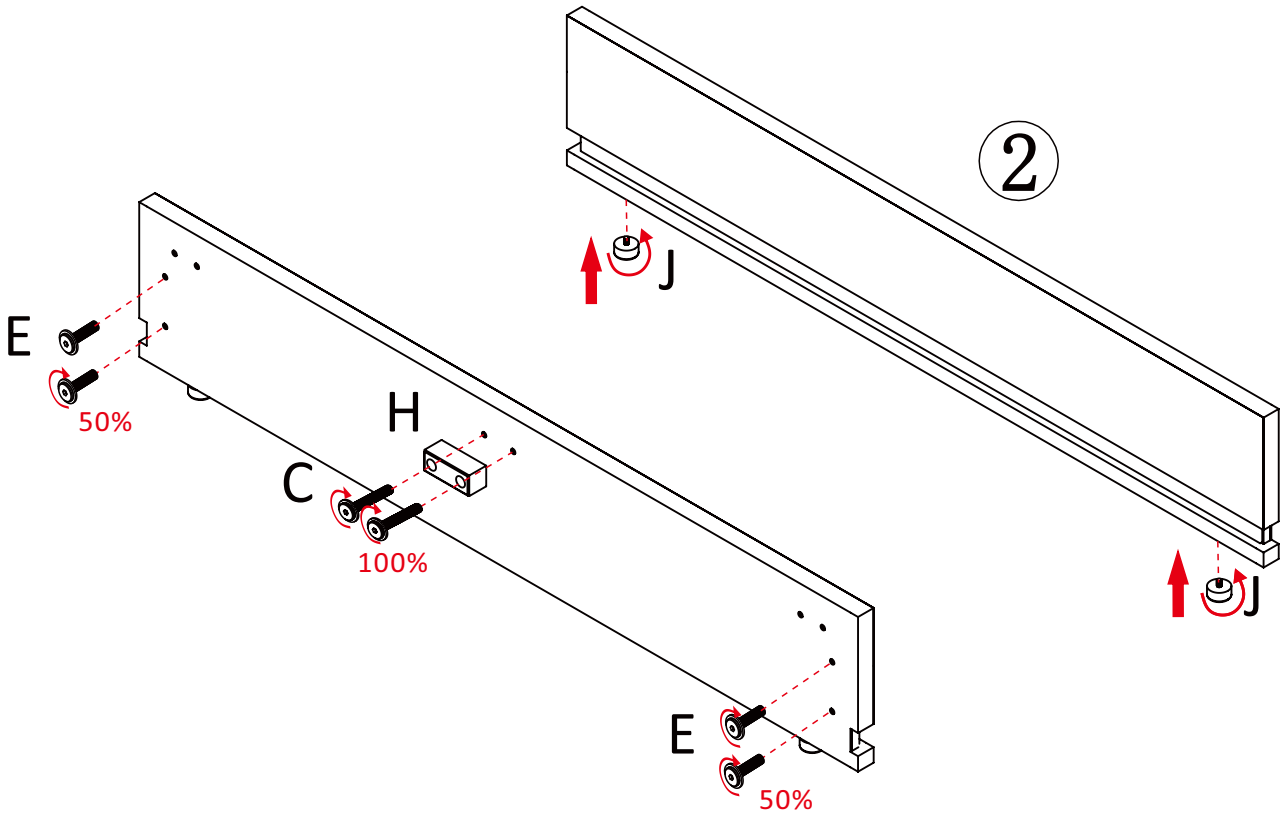
M8*25
E x 4pcs



M8*40
C x 2pcs



x 1pc



4




M8*16
A x 8pcs



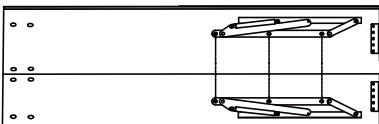
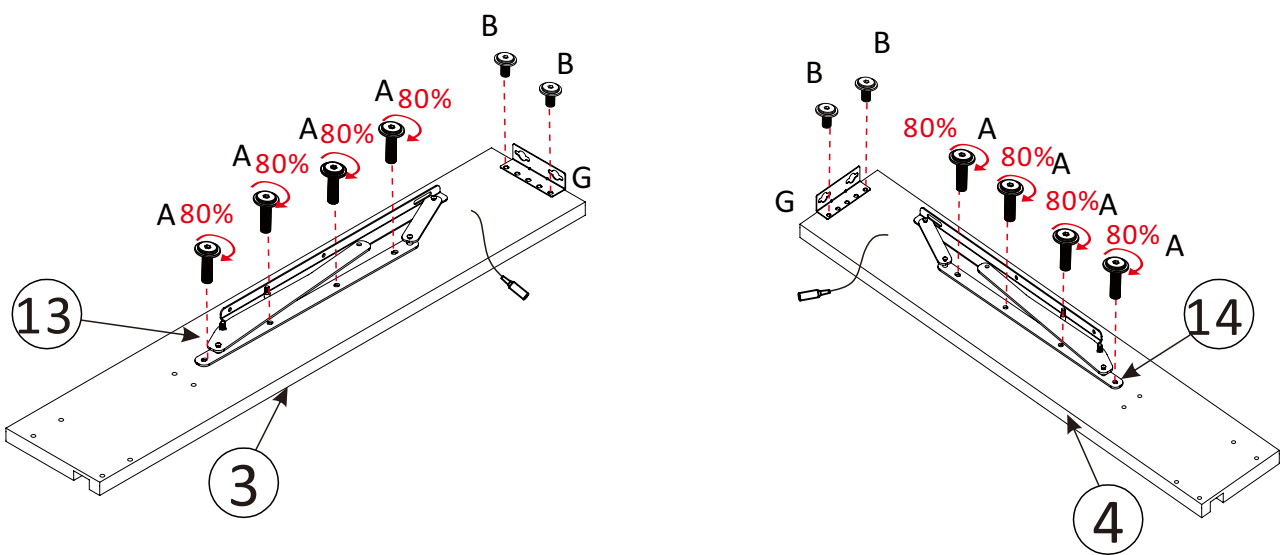
M8*12
B x 4pcs



G x 2pcs



x 1pc



5


M8*35
D x 16pcs




L x 2pcs



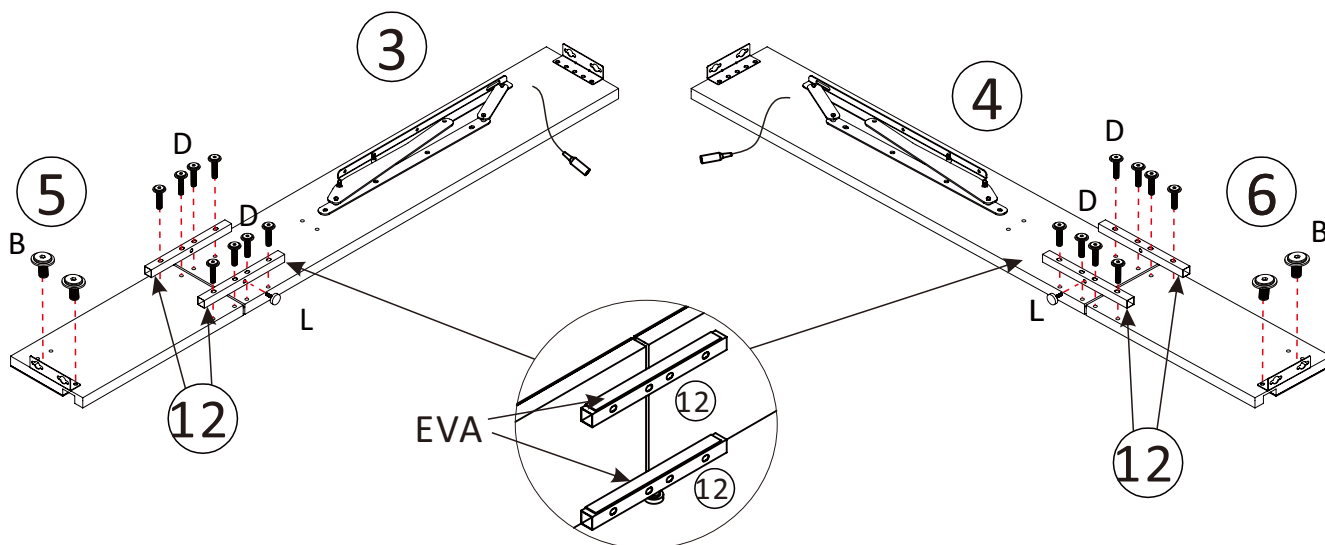
M8*12
B x 4pcs




G x 2pcs



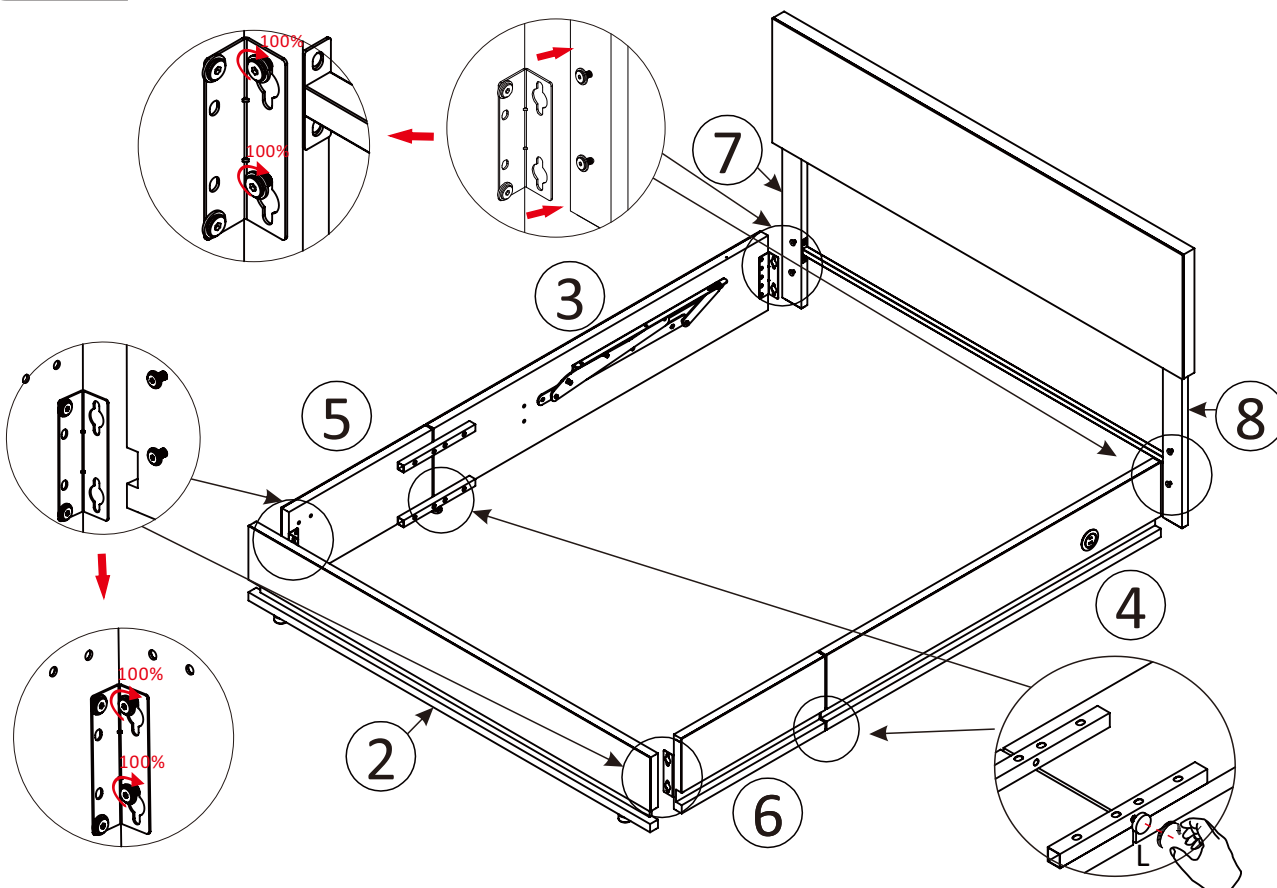
x 1pc



EN: EVA face up.
DE: EVA nach oben.

6


x 1pc



EN: Adjust the height to balance the bed.
DE: Stellen Sie die Höhe so ein,
dass das Bett ausbalanciert ist.

7



M8*16
A x 8pcs

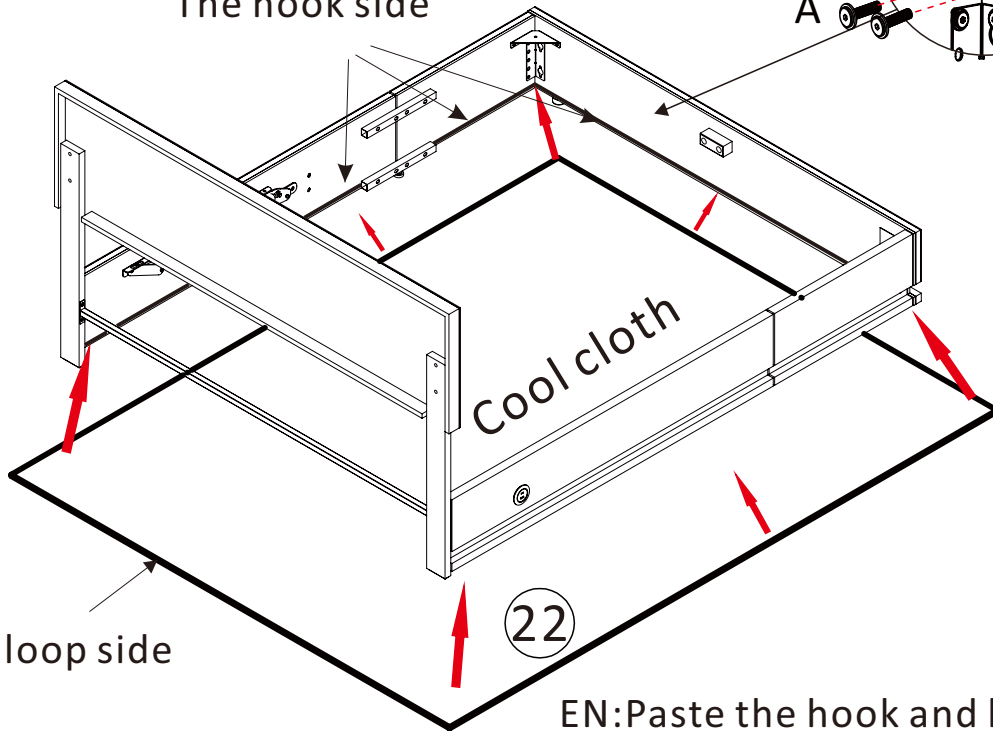
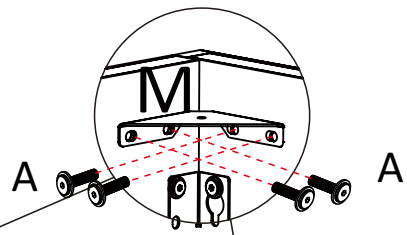


M x 2pcs



x 1pc

The hook side



The loop side

EN: Paste the hook and loop.
DE: Kleben Sie den Klettverschluss auf.

8



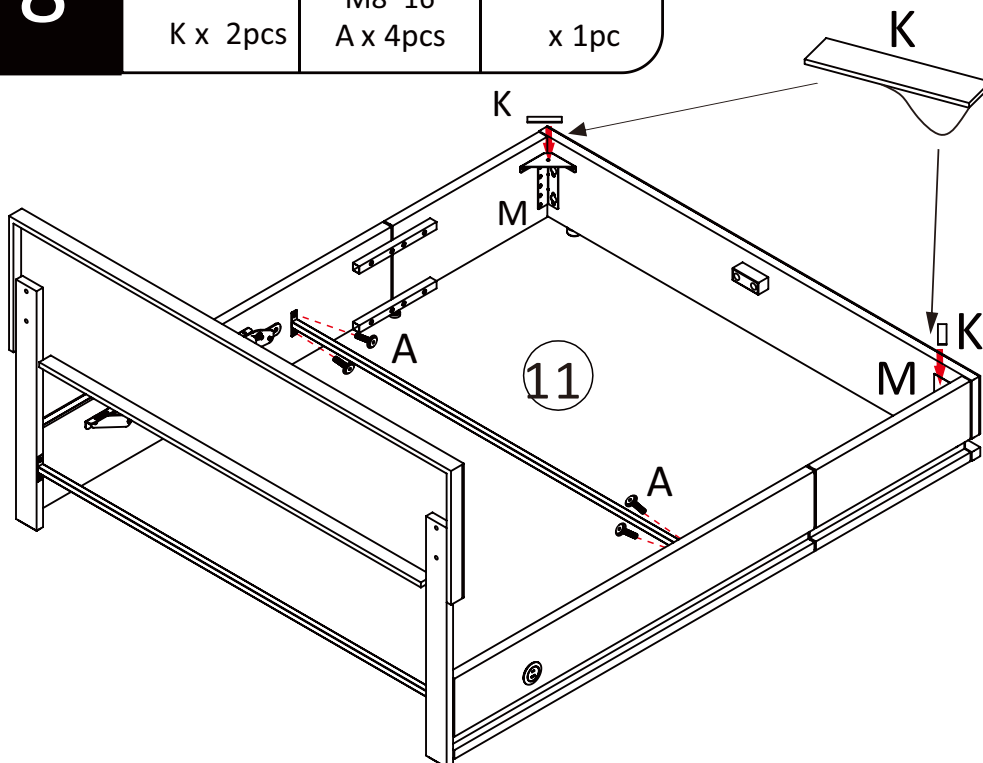
K x 2pcs



M8*16
A x 4pcs



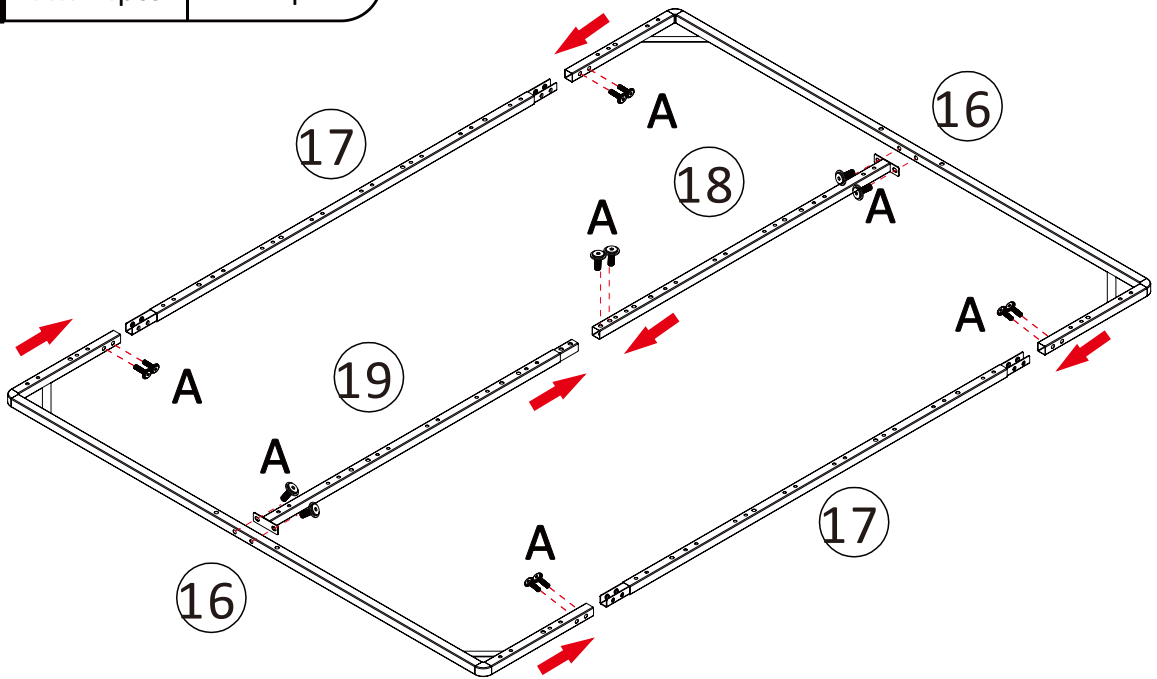
x 1pc



9

M8*16
A x 14pcs

x 1pc



10

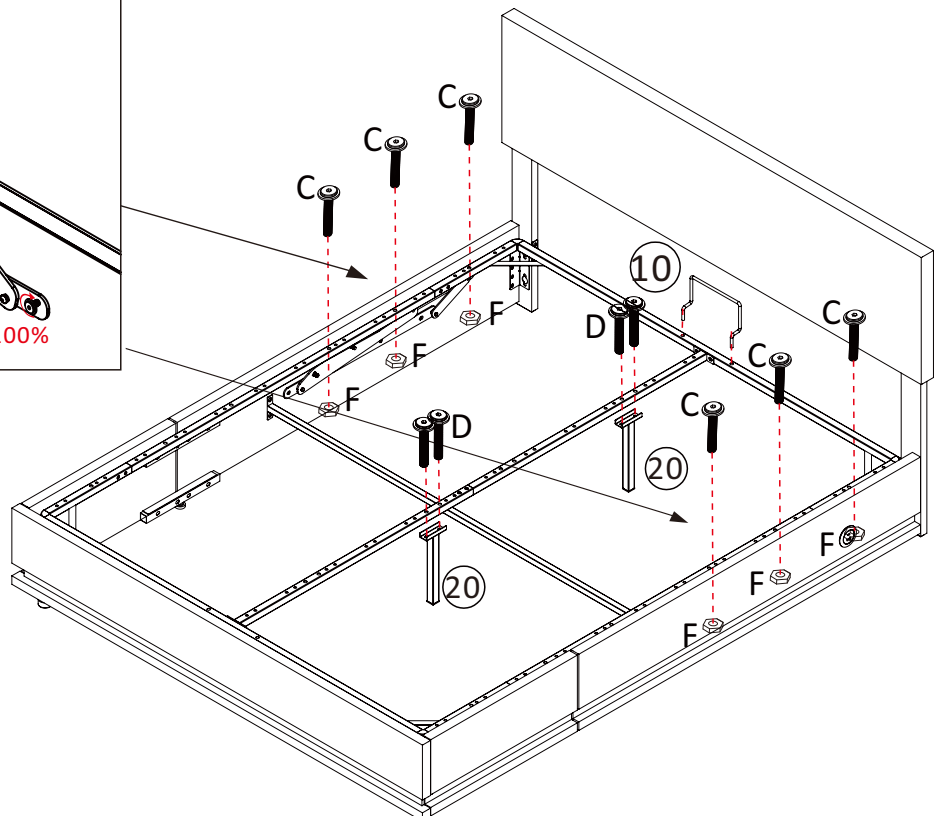
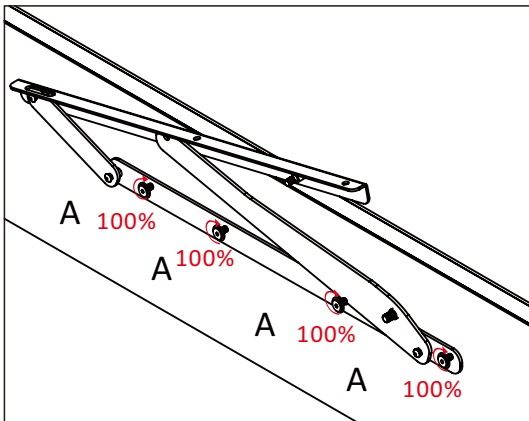
M8*40
C x 6pcs

M8*35
D x 4pcs

x 1pc

F x 6pcs

x 1pc



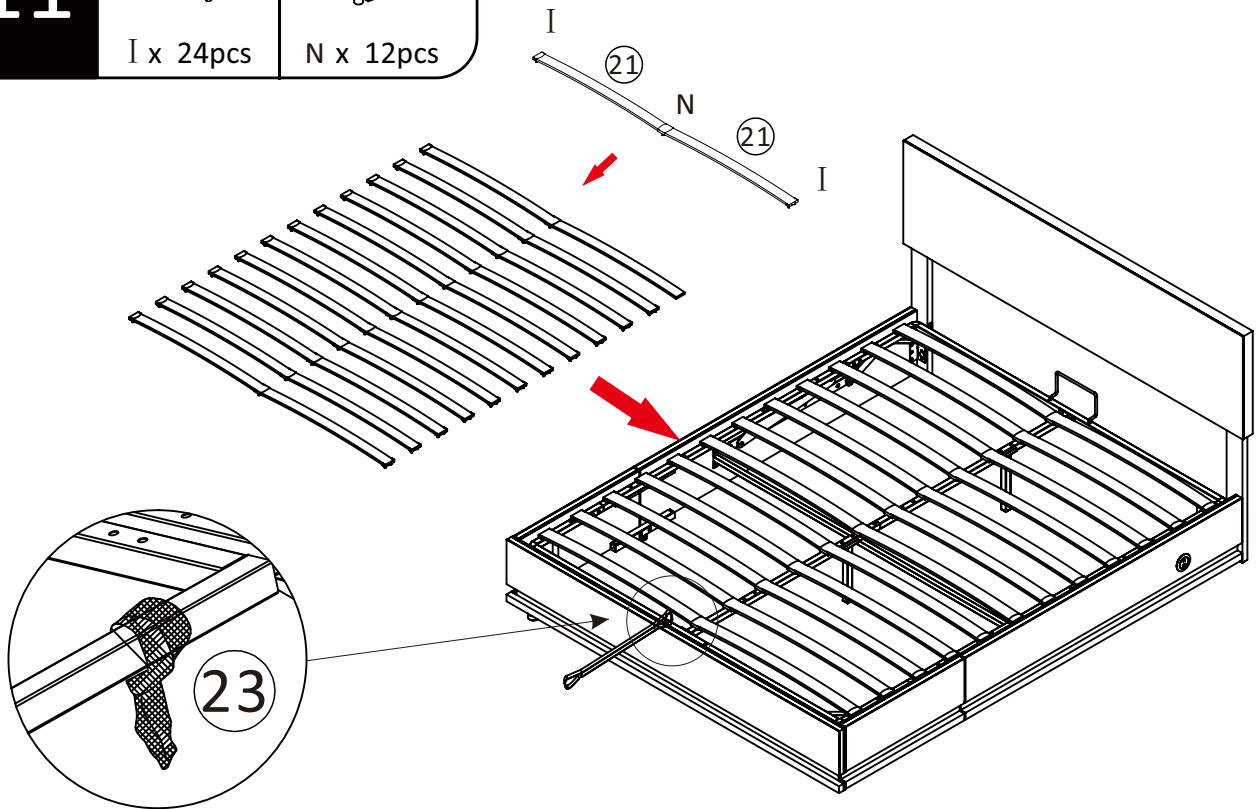
11



I x 24pcs



N x 12pcs



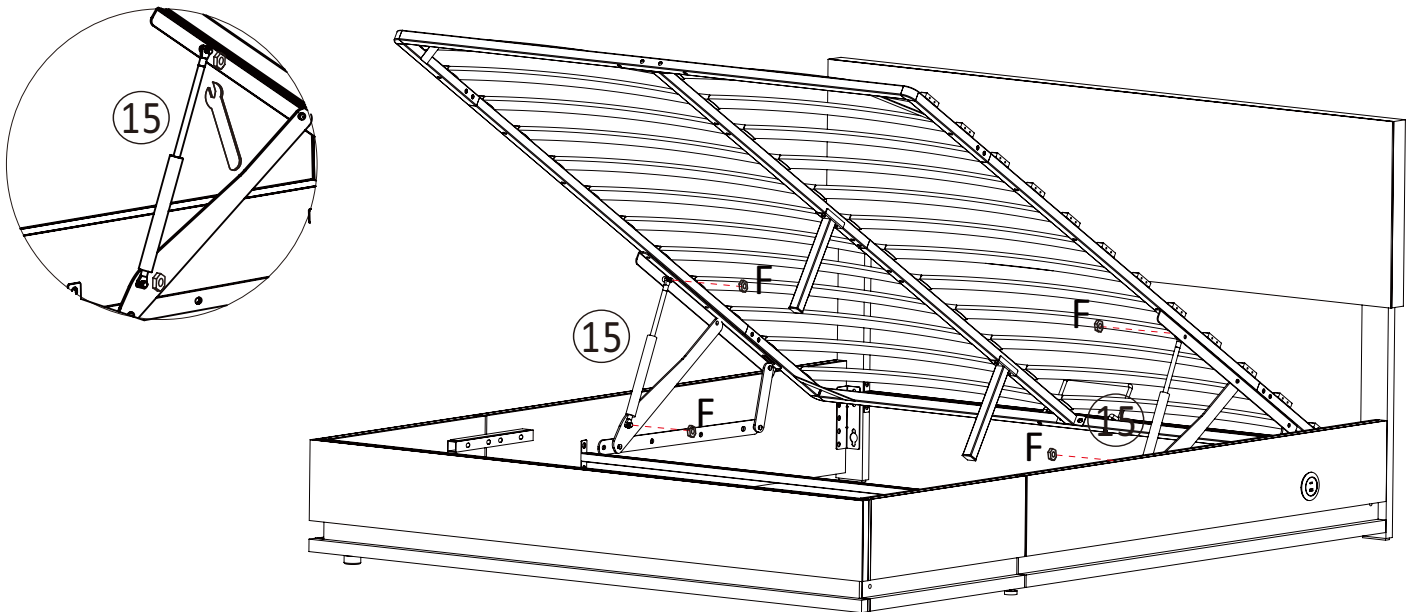
12



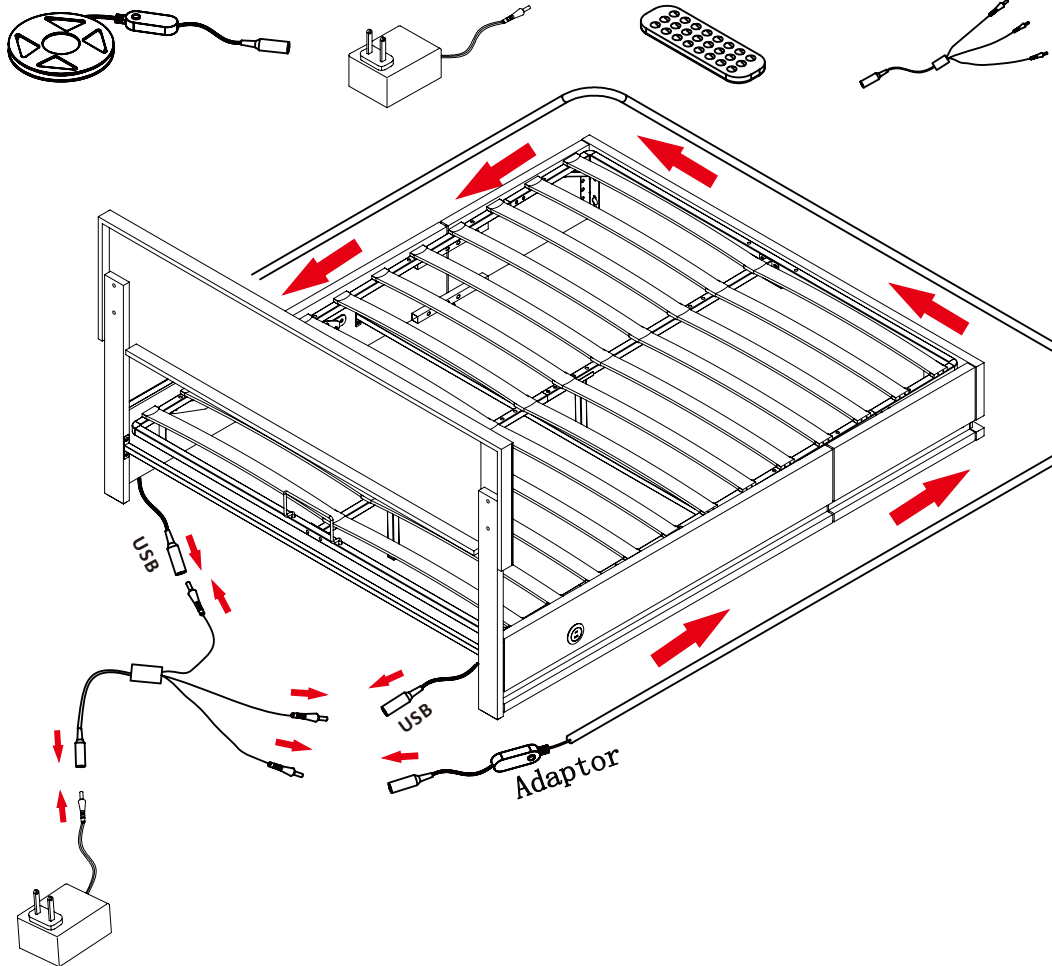
M8
F x 4pcs



x 1pc



13



14

