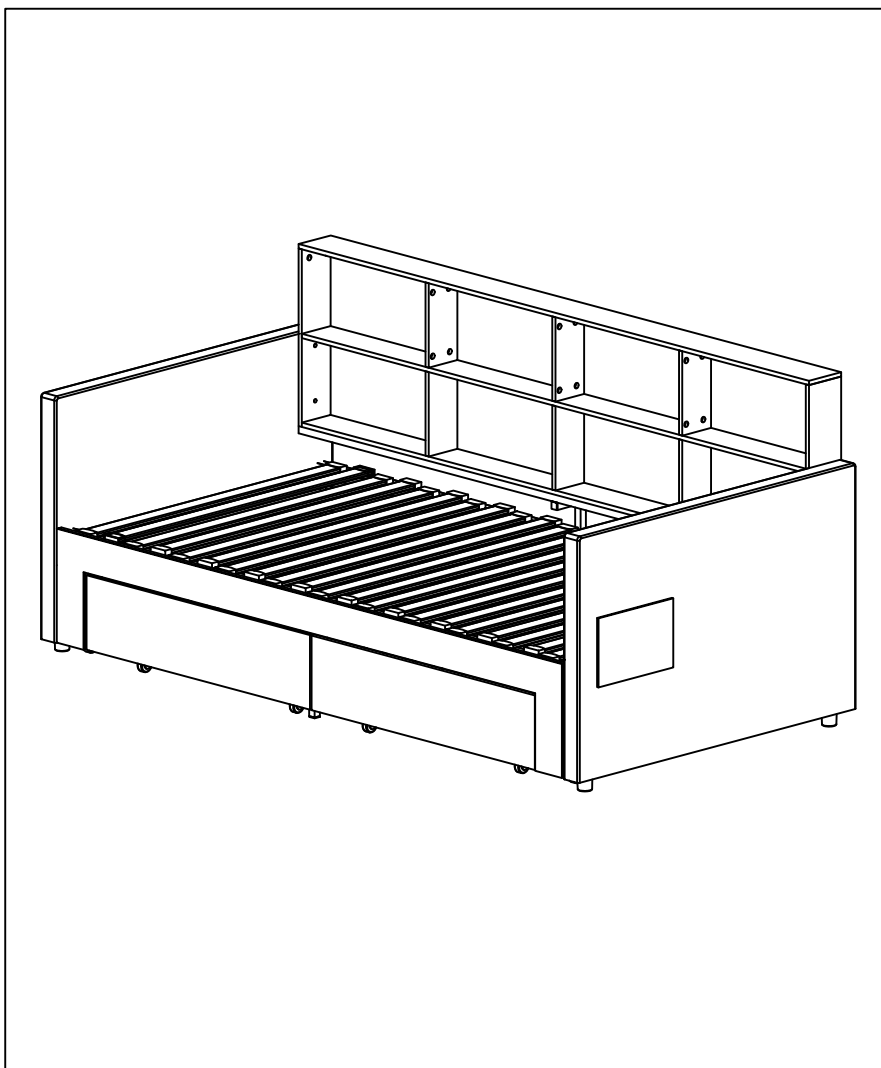


Montageanleitung | Instructions de montage

Assembly Instructions | Instrucciones de montaje

SKU NUMBER: N623P356027+N623P356028



English

IMPORTANT ! KEEP FOR FUTURE REFERENCE : READ CAREFULLY

- To be assembled by an adult. Assembly must be checked by an adult before use
- **WARNING !** Keep all screws, small parts and plastic bags out of the reach of children
- Properly identify all parts before assembling
- Never use your item if any of its parts are broken or missing
- Should any problems arise, please contact our After Sales Service
- Manufacturer's instructions shall be followed at all times
- Care: Clean with a soft, dry cloth. In case of larger stains, carefully rub with a slightly damp, non-abrasive sponge
- Do not jump on the bed

Français

IMPORTANT ! CONSERVER POUR RÉFÉRENCE ULTÉRIEURE : LIRE ATTENTIVEMENT

- Le montage doit être effectué par un adulte. Le montage doit être vérifié par un adulte avant utilisation
- **ATTENTION !** Tenir les vis, les petites pièces et les sachets en plastique hors de portée des enfants
- Identifiez correctement toutes les pièces avant de les assembler
- N'utilisez jamais votre article si l'une de ses pièces est cassée ou manquante
- En cas de problème, veuillez contacter notre service après-vente
- Les instructions du fabricant doivent être respectées à tout moment
- Entretien : nettoyer avec un chiffon doux et sec. En cas de taches plus importantes, frotter soigneusement avec une éponge non abrasive légèrement humide. légèrement humide et non abrasive
- Ne pas sauter sur le lit

Deutsch

WICHTIG ! ZUM SPÄTEREN NACHSCHLAGEN AUFBEWAHREN: SORGFÄLTIG LESEN

- Muss von einem Erwachsenen zusammengebaut werden. Der Zusammenbau muss vor dem Gebrauch von einem Erwachsenen überprüft werden
- **WARNUNG!** Bewahren Sie alle Schrauben, Kleinteile und Plastikbeutel außerhalb der Reichweite von Kindern auf
- Kennzeichnen Sie vor dem Zusammenbau alle Teile richtig.
- Benutzen Sie Ihren Artikel niemals, wenn Teile gebrochen sind oder fehlen
- Sollten Probleme auftreten, wenden Sie sich bitte an unseren Kundendienst
- Die Anweisungen des Herstellers sind stets zu befolgen
- Pflege: Mit einem weichen, trockenen Tuch reinigen. Bei größeren Flecken vorsichtig mit einem leicht feuchten, nicht scheuernden Schwamm abreiben. nicht scheuernden Schwamm
- Nicht auf das Bett springen

Italiano

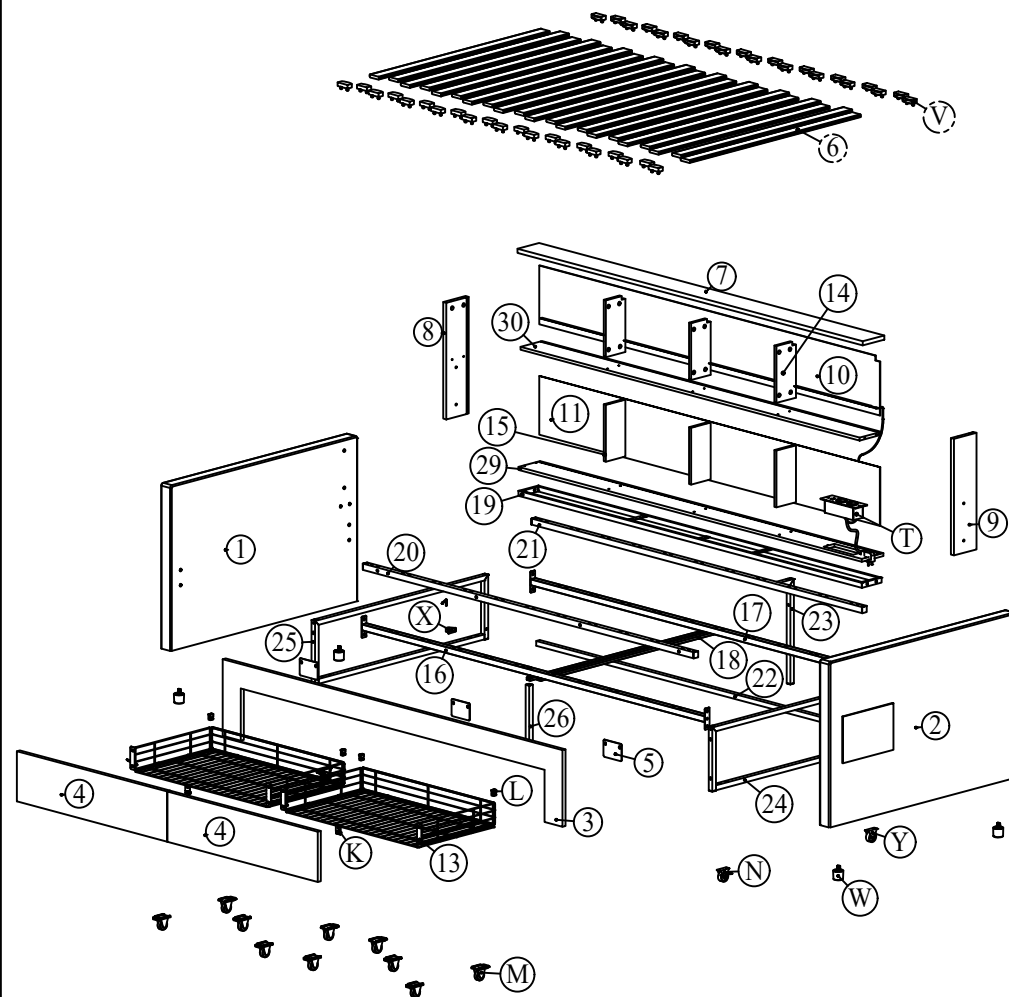


IMPORTANTE! CONSERVARE PER RIFERIMENTO FUTURO: LEGGERE ATTENTAMENTE

- Deve essere assemblato da un adulto. L'assemblaggio deve essere controllato da un adulto prima dell'uso
- **ATTENZIONE!** Tenere tutte le viti, le piccole parti e i sacchetti di plastica fuori dalla portata dei bambini
- Identificare correttamente tutte le parti prima dell'assemblaggio
- Non utilizzare mai l'articolo se alcune parti sono rotte o mancanti
- In caso di problemi, si prega di contattare il nostro Servizio Post Vendita
- Le istruzioni del produttore devono essere sempre seguite
- Cura: Pulire con un panno morbido e asciutto. In caso di macchie più estese, strofinare accuratamente con una spugna leggermente umida e non abrasiva
- Evitare il rischio di incendio, non collocando i mobili vicino a fonti di accensione o a oggetti caldi
- Non saltare sul letto

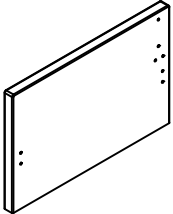
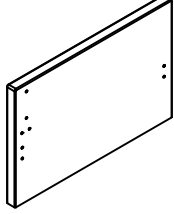



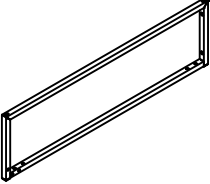
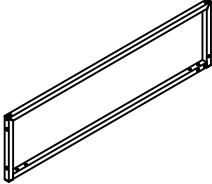





Español

¡ IMPORTANTE ! CONSERVELO PARA FUTURAS CONSULTAS: LEA ATENTAMENTE

- Debe ser montado por un adulto. El montaje debe ser comprobado por un adulto antes del uso
- **ADVERTENCIA** Mantenga todos los tornillos, piezas pequeñas y bolsas de plástico fuera del alcance de los niños.
- Identifique correctamente todas las piezas antes de montarlas
- Nunca utilice su artículo si alguna de sus piezas está rota o falta
- Si surge algún problema, póngase en contacto con nuestro Servicio Postventa
- Las instrucciones del fabricante deben seguirse en todo momento
- Cuidado: Limpiar con un paño suave y seco. En caso de manchas más grandes, frote cuidadosamente con una esponja no abrasiva ligeramente humedecida.
- Evite el riesgo de incendio no colocando los muebles cerca de fuentes de ignición u objetos calientes.
- No saltar sobre la cama.




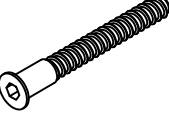







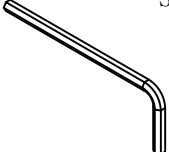
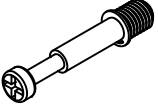



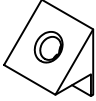
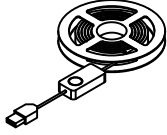
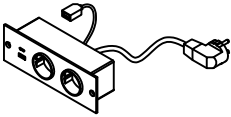
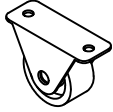

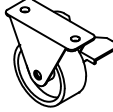
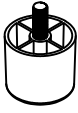

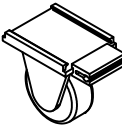

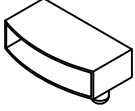
N623P356027

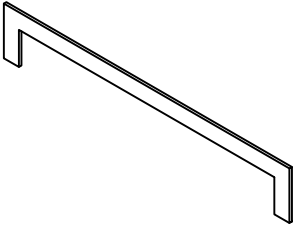
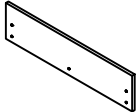

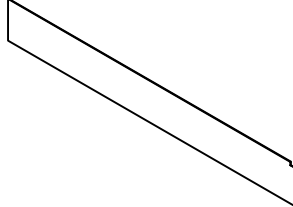
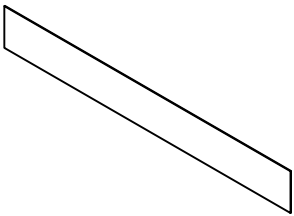


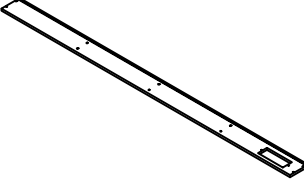
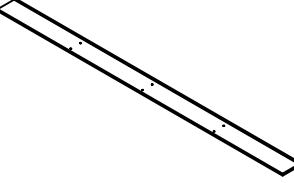
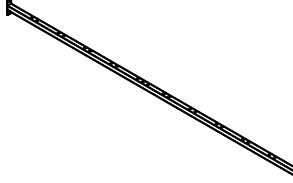
①		1 pc	②		1 pc
⑬		2 pcs	⑳		1 pc
⑳		1 pc	㉕		1 pc
㉔		1 pc	㉒		2 pcs
⑤		3 pcs	⑧		1 pc
⑨		1 pc	⑥		21 pcs

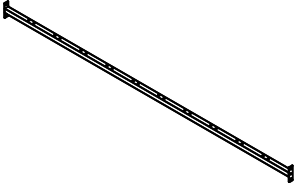
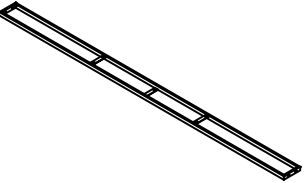

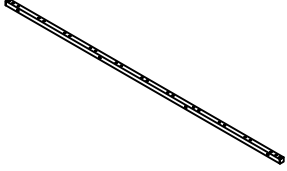
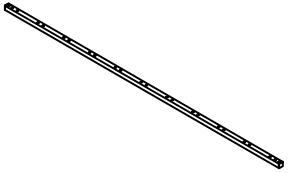
N623P356027

Hardware List-Hardware-Liste-Liste du matériel

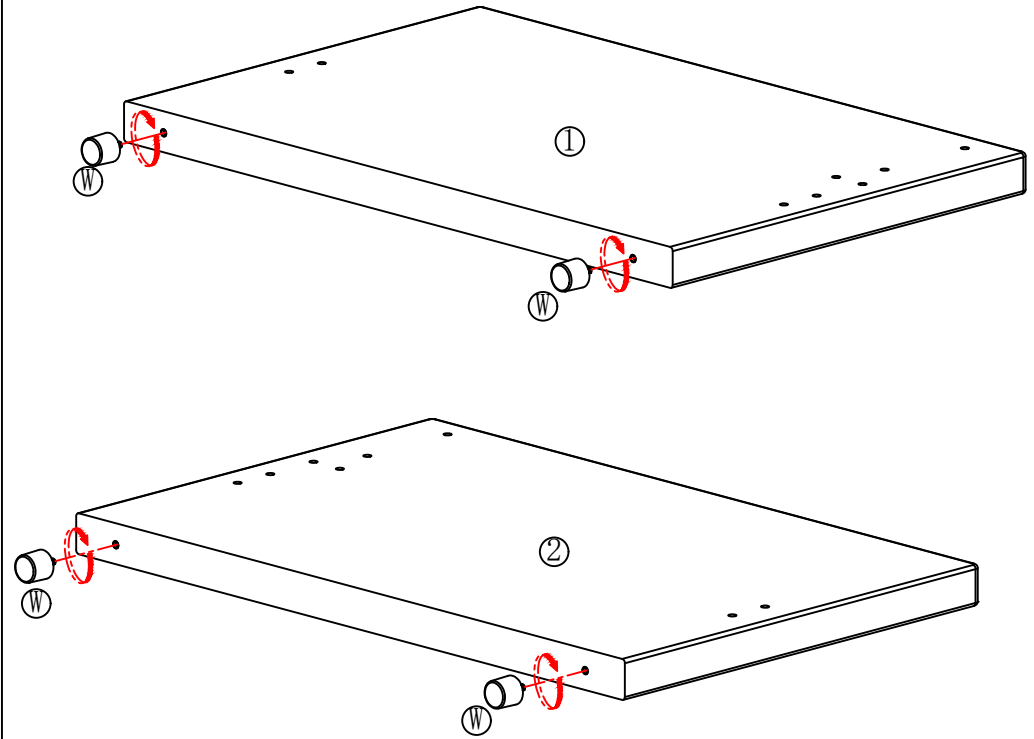
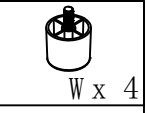
Ⓐ		M4x12	2	Ⓑ		M4x16	12+1
Ⓒ		M4x15	4	Ⓓ		M5x40	10
Ⓔ		M6x10	4	Ⓕ		M6x15	18+1
Ⓖ		M6x30	24+2	Ⓖ		M6x35	5
Ⓘ		M6x40	15+1	Ⓙ		M6	4
Ⓞ		S4	1	Ⓟ		S3	1
Ⓚ		M6x35	26+1	Ⓡ			26+1

Ⓢ		12	Ⓤ		1
Ⓣ		1	Ⓧ		2
Ⓨ		2	Ⓝ		2
Ⓦ		4	Ⓚ		2
Ⓜ		10	Ⓛ		4
Ⓥ		42			

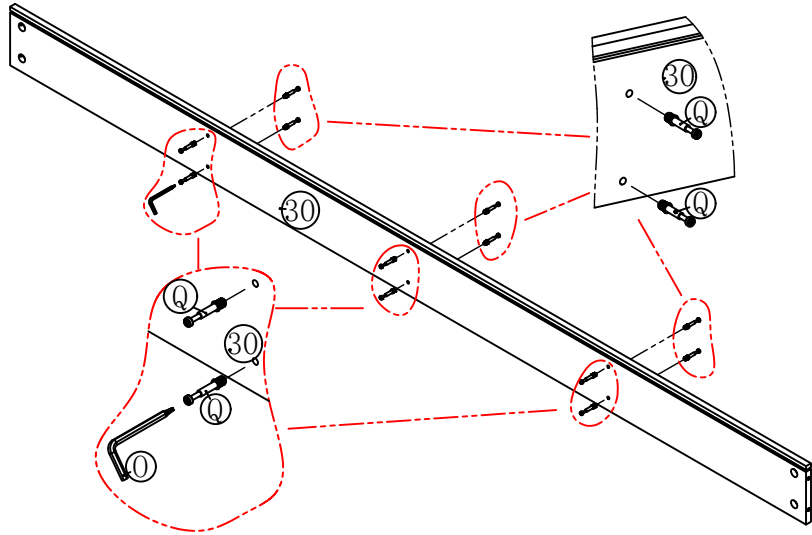
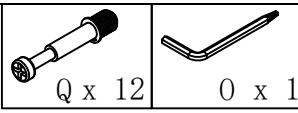
③		1 pc	④		2 pcs
⑦		1 pc	⑩		1 pc
⑪		1 pc	⑭		3 pcs
⑮		3 pcs	⑲		1 pc
⑳		1 pc	⑰		1 pc

<p>⑰</p>		<p>1 pc</p>	<p>⑲</p>		<p>1 pc</p>
<p>⑳</p>		<p>1 pc</p>	<p>㉔</p>		<p>1 pc</p>
<p>㉑</p>		<p>1 pc</p>			

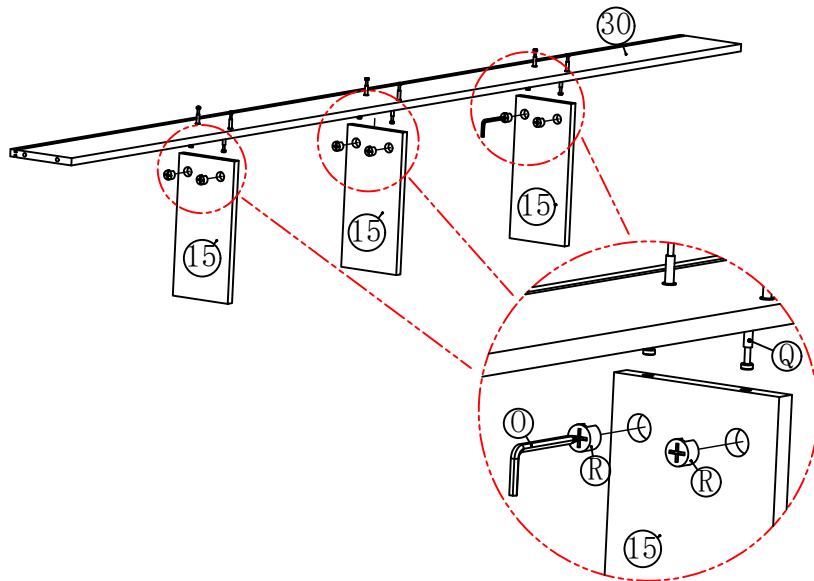
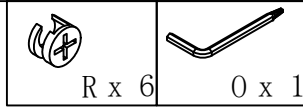
Step 1



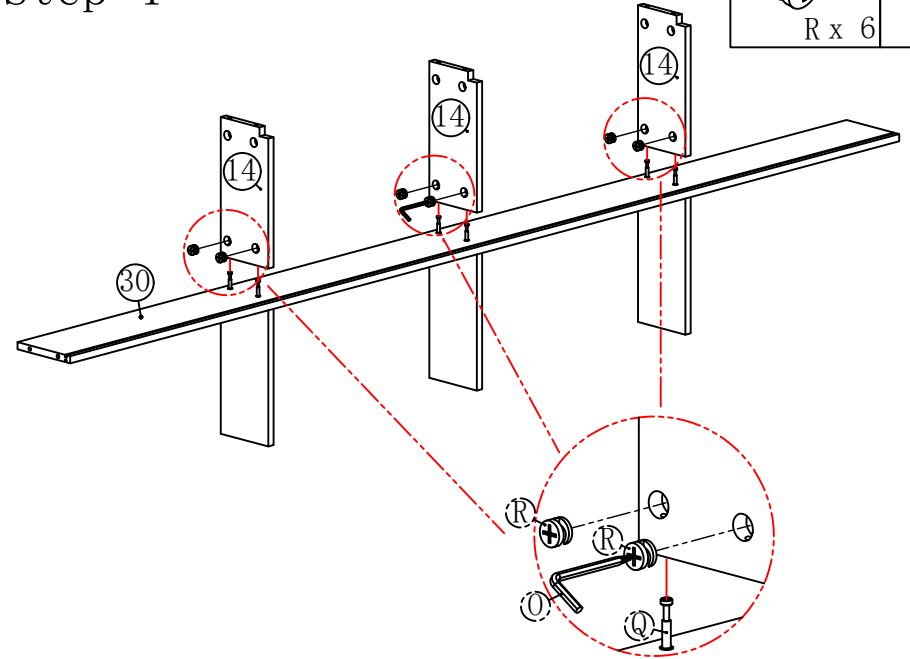
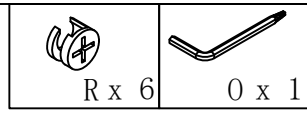
Step 2



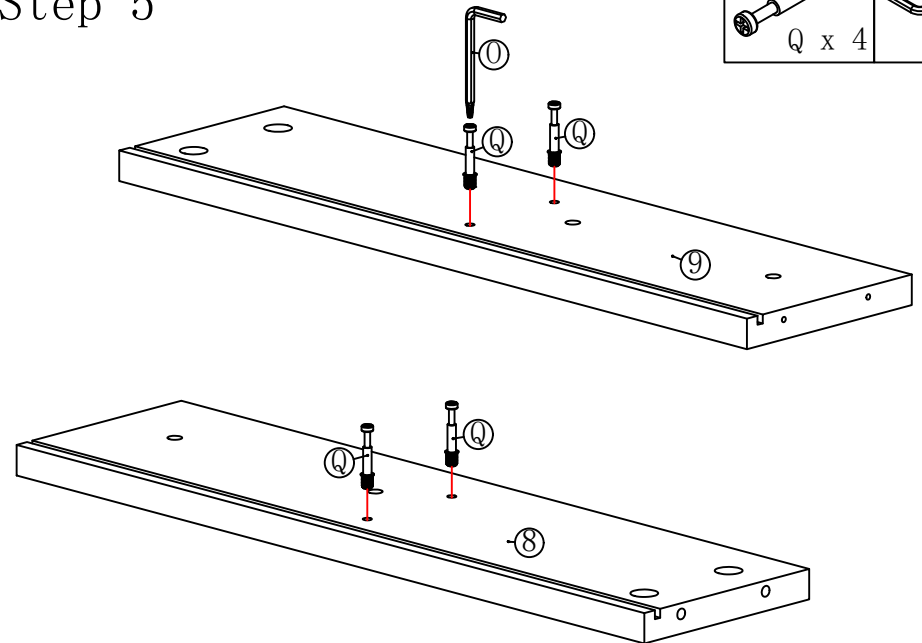
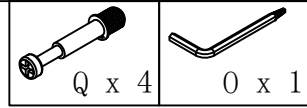
Step 3



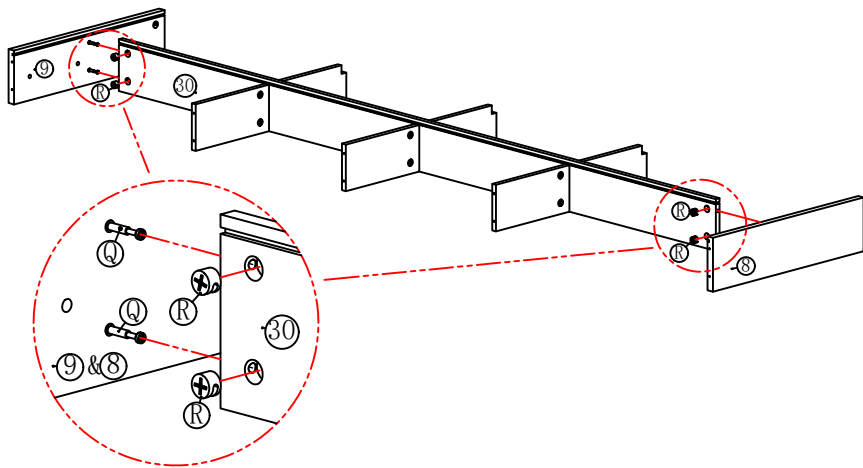
Step 4



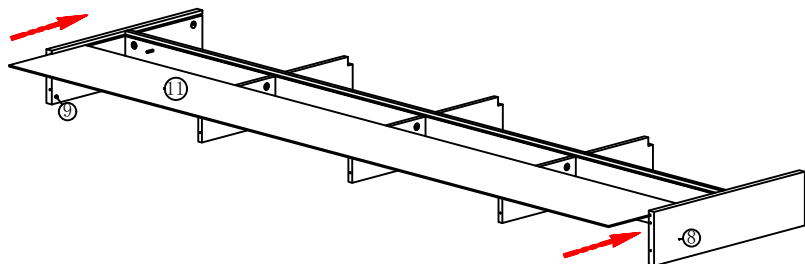
Step 5



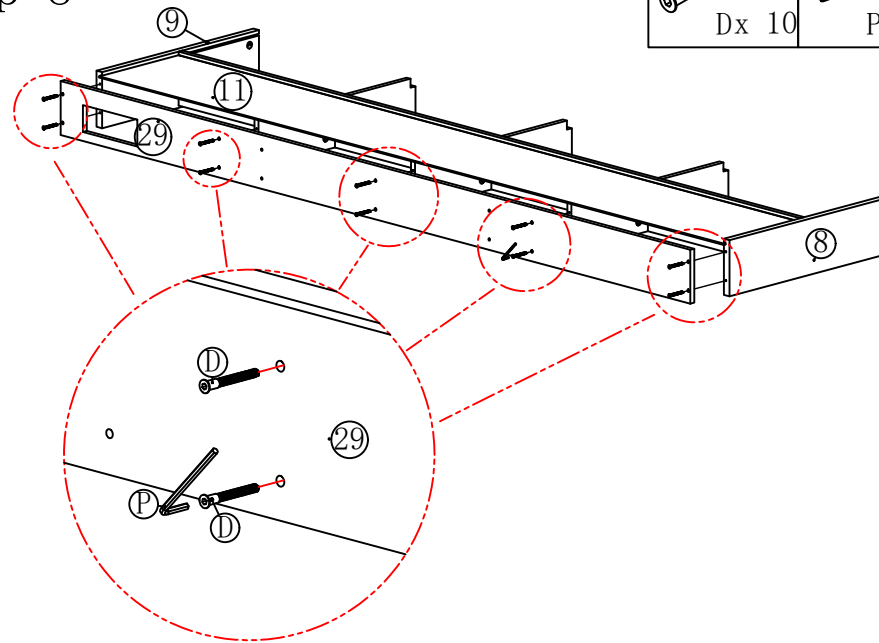
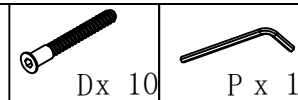
Step 6



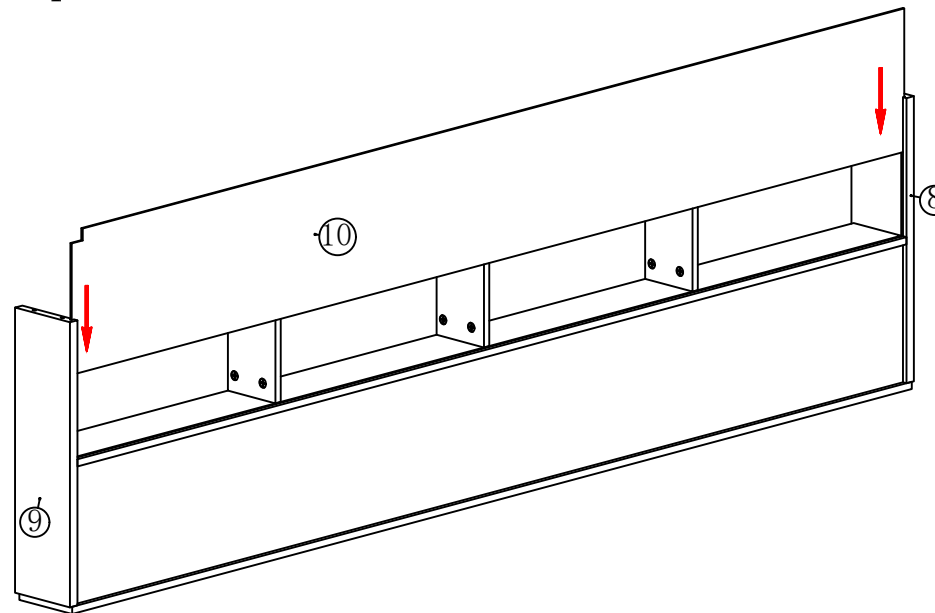
Step 7



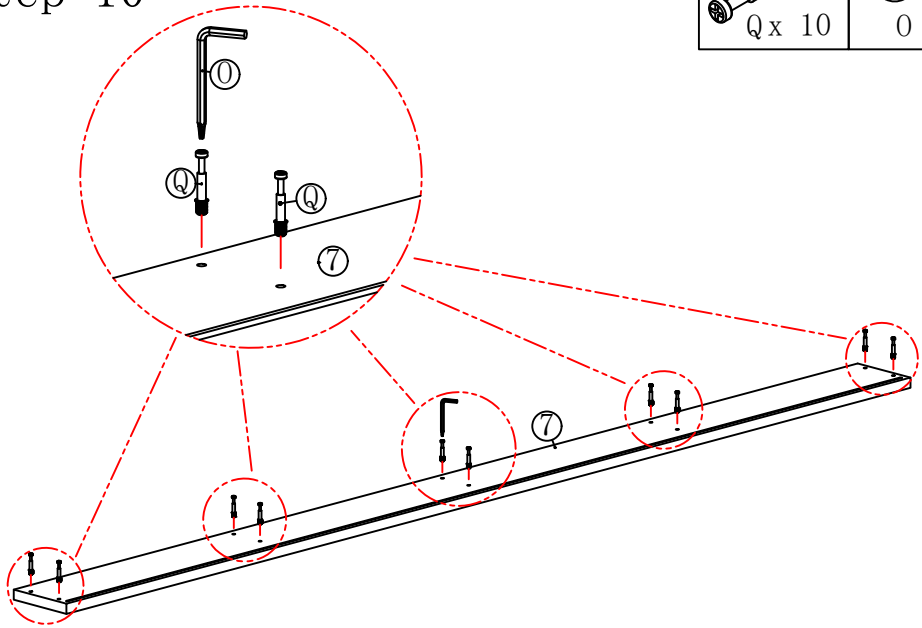
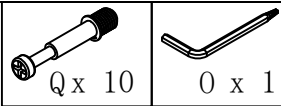
Step 8



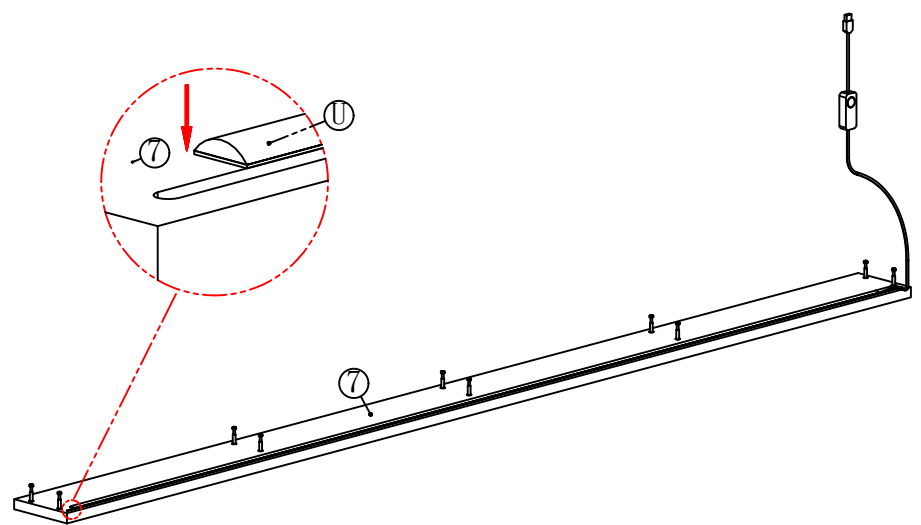
Step 9



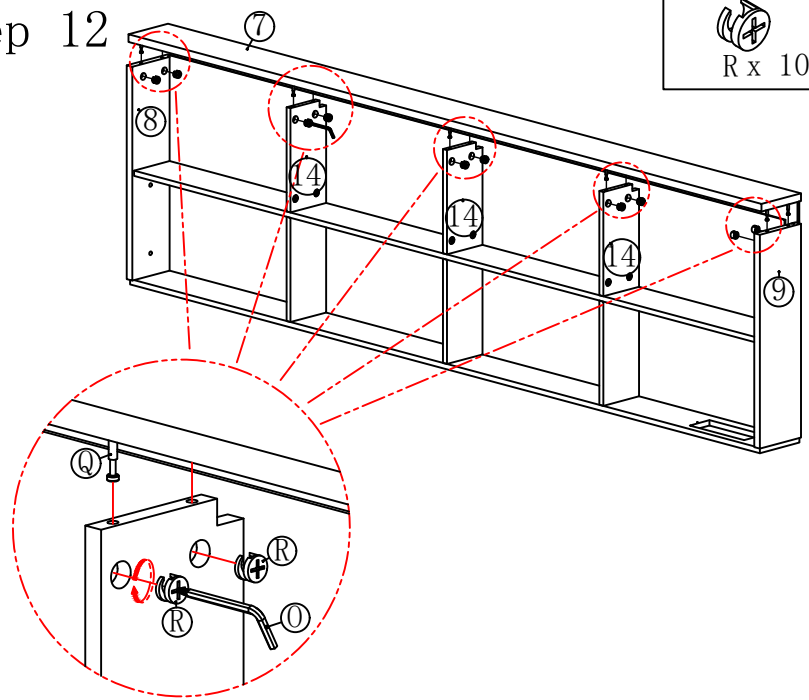
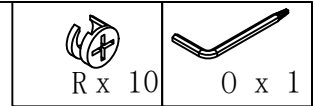
Step 10



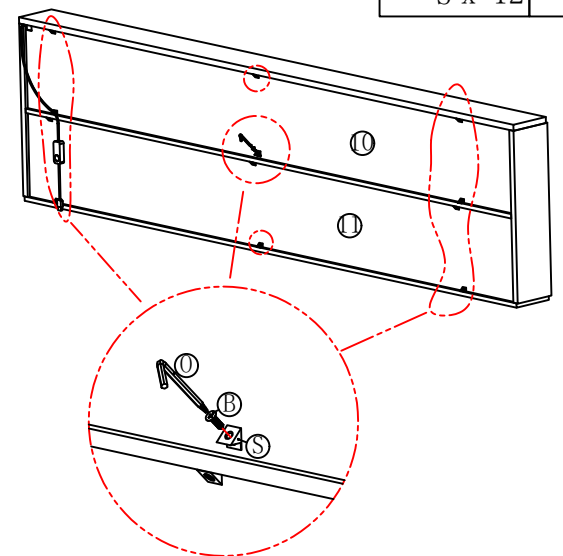

Step 11



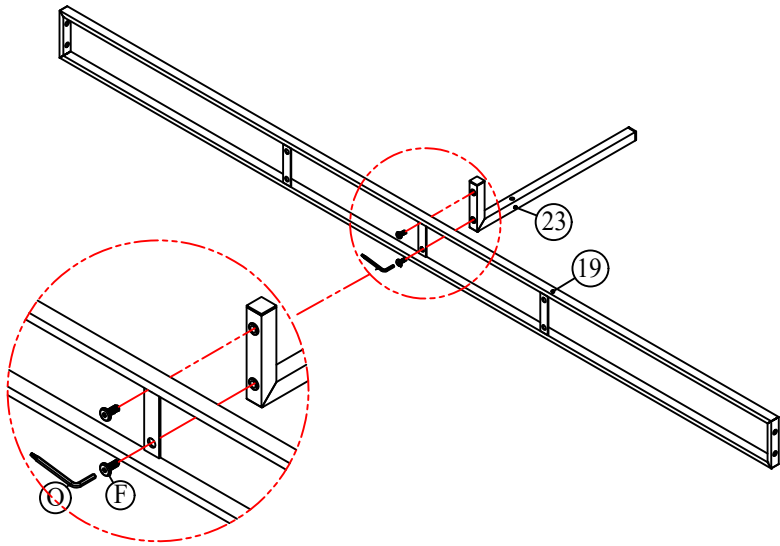
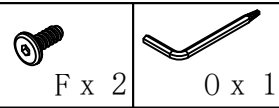
Step 12



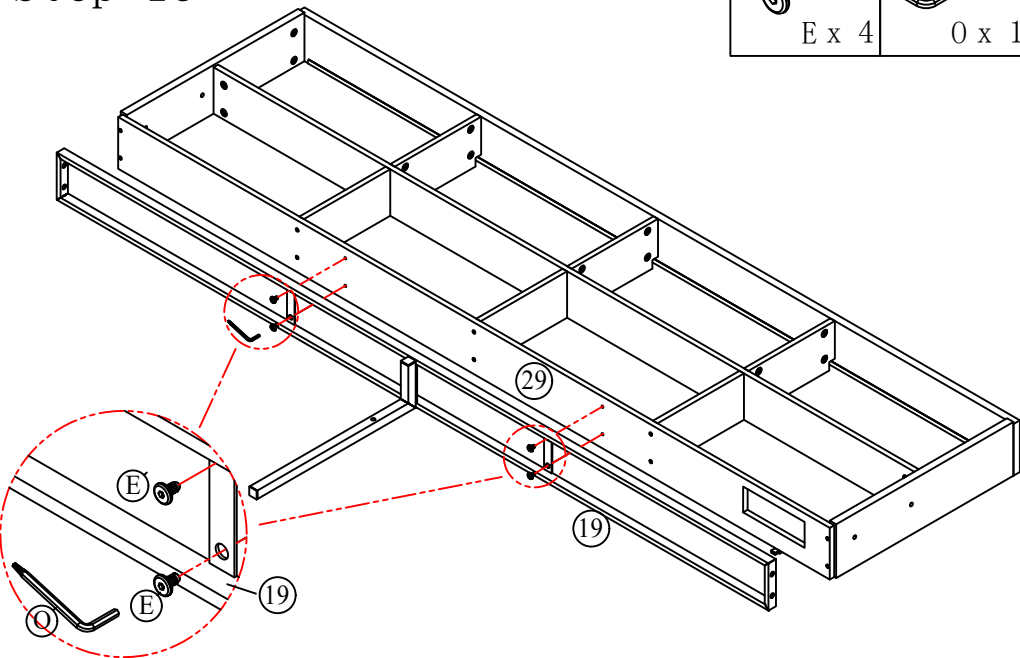
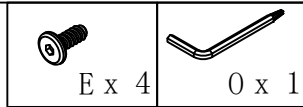
Step 13



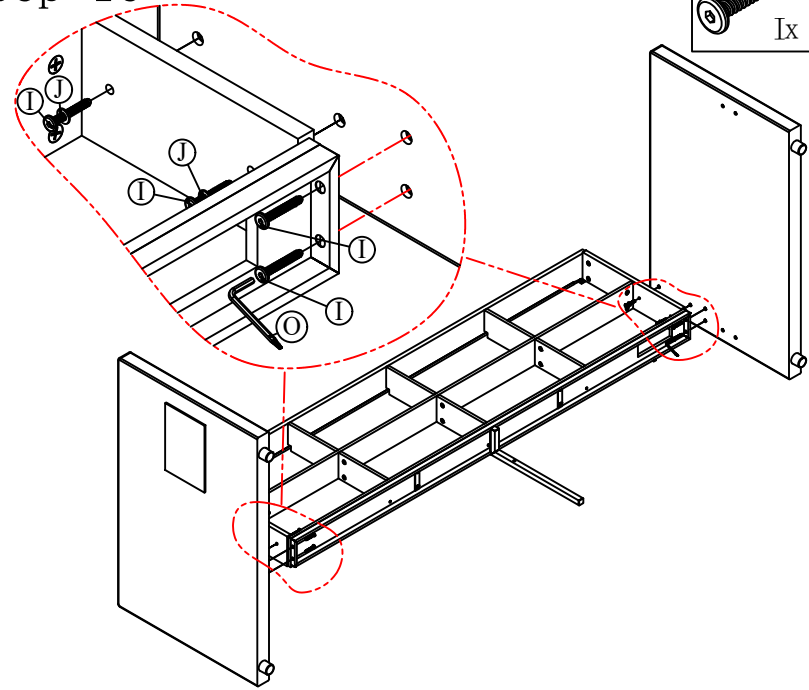
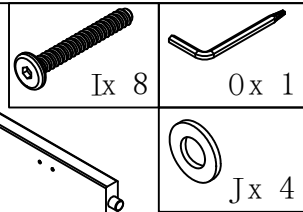
Step 14



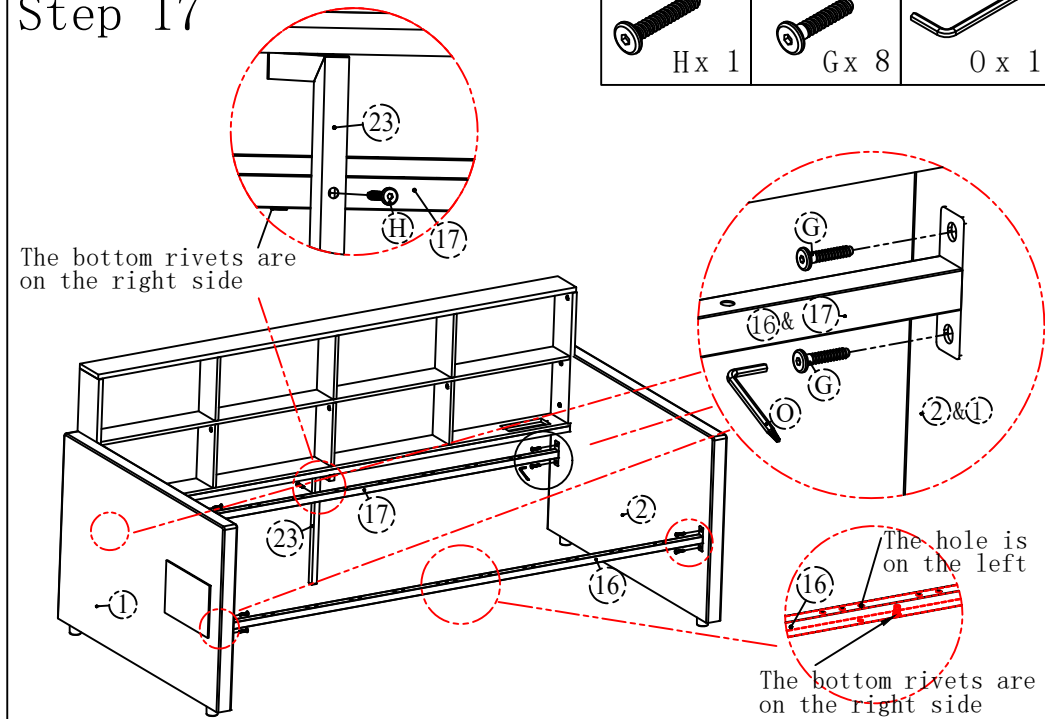
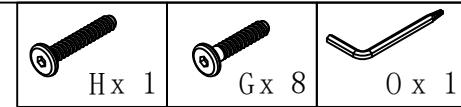
Step 15





Step 16

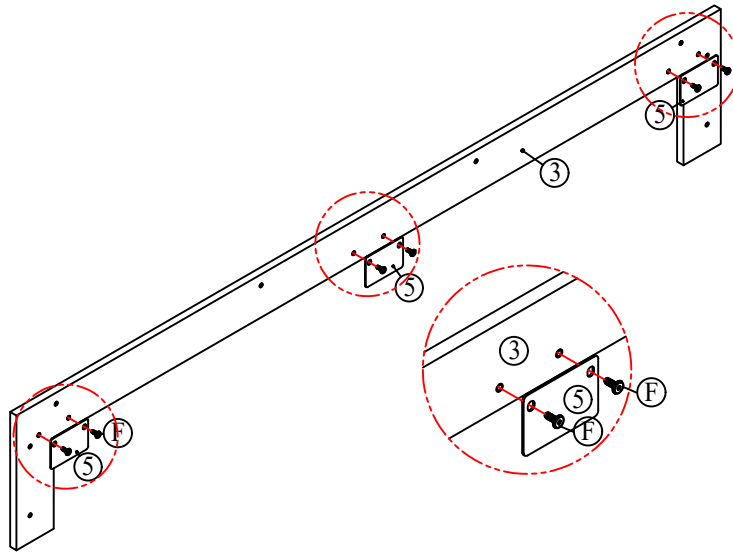


Step 17






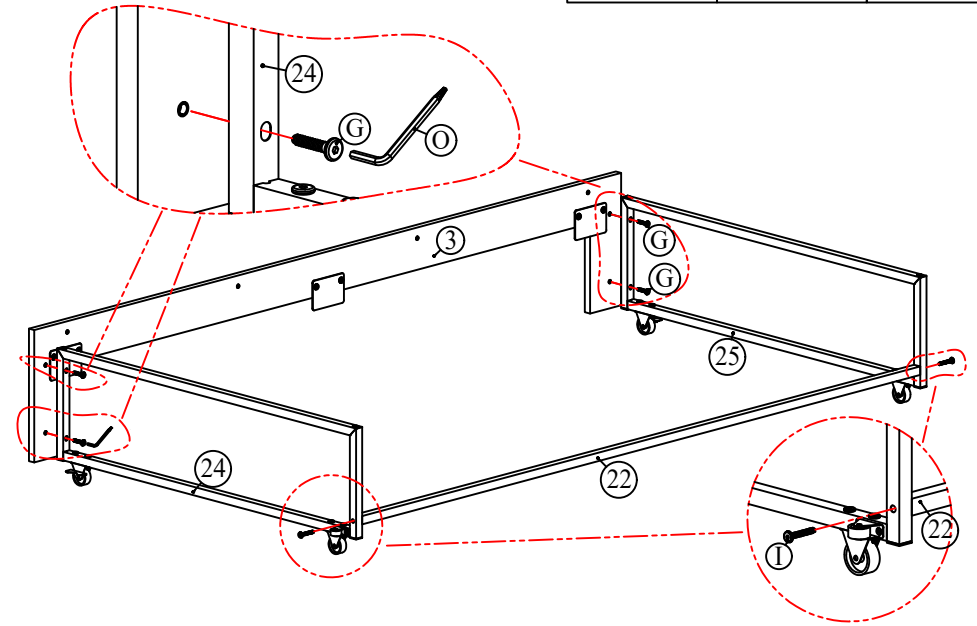
Step 18

	
F x 6	O x 1







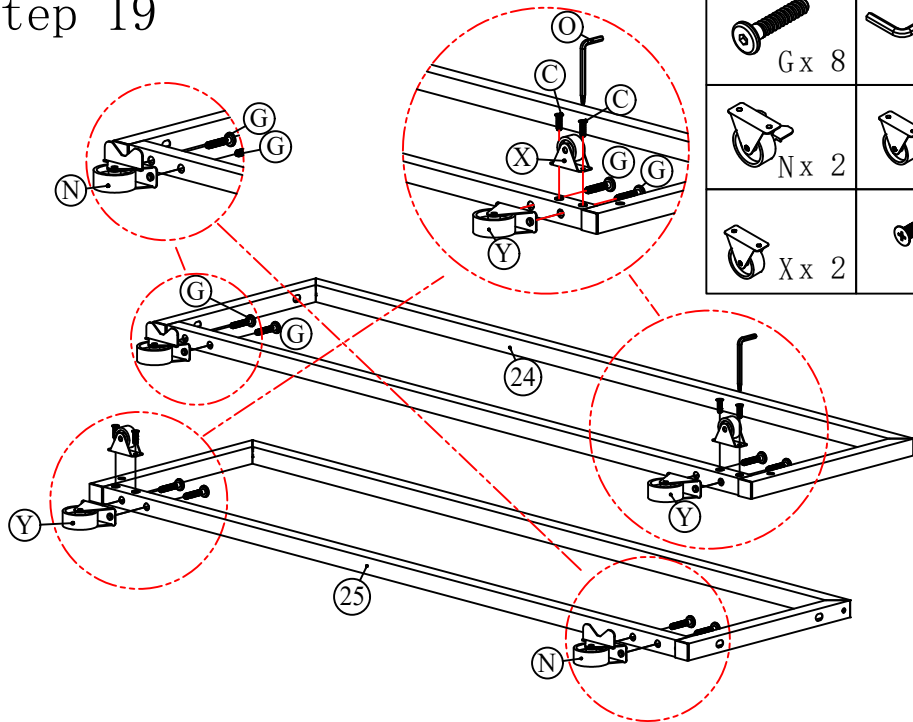
Step 20

		
I x 2	G x 4	O x 1







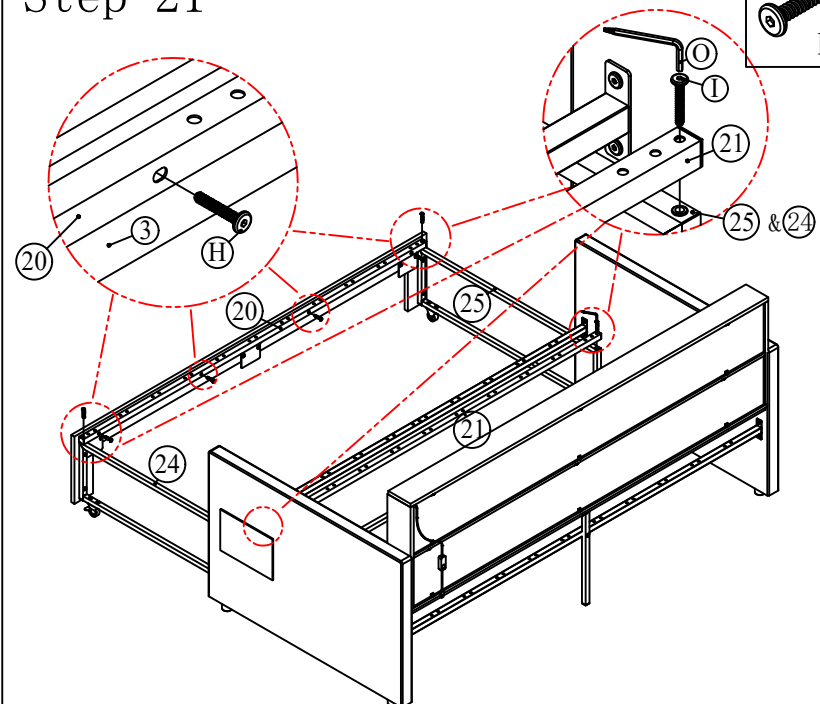
Step 19

	
G x 8	O x 1
	
N x 2	Y x 2
	
X x 2	C x 4

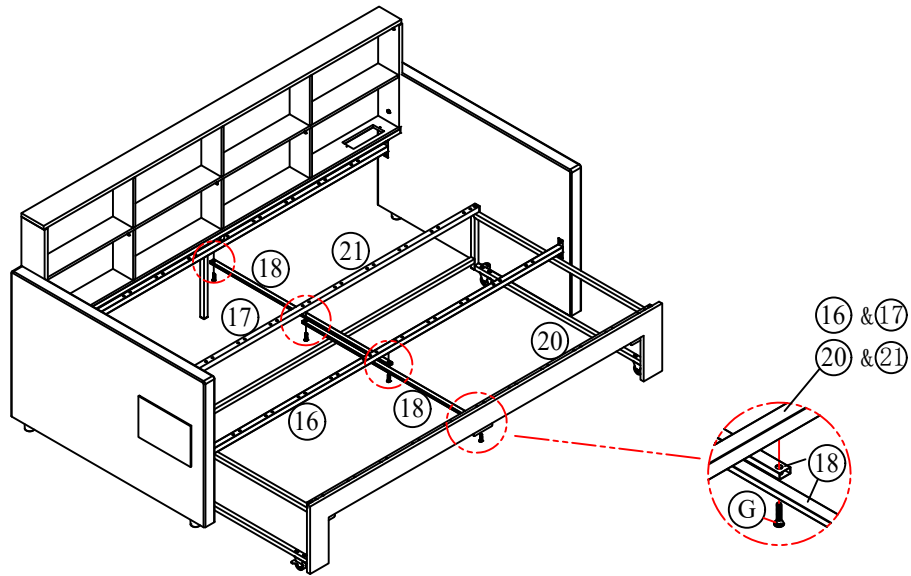
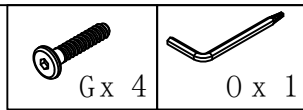


Step 21

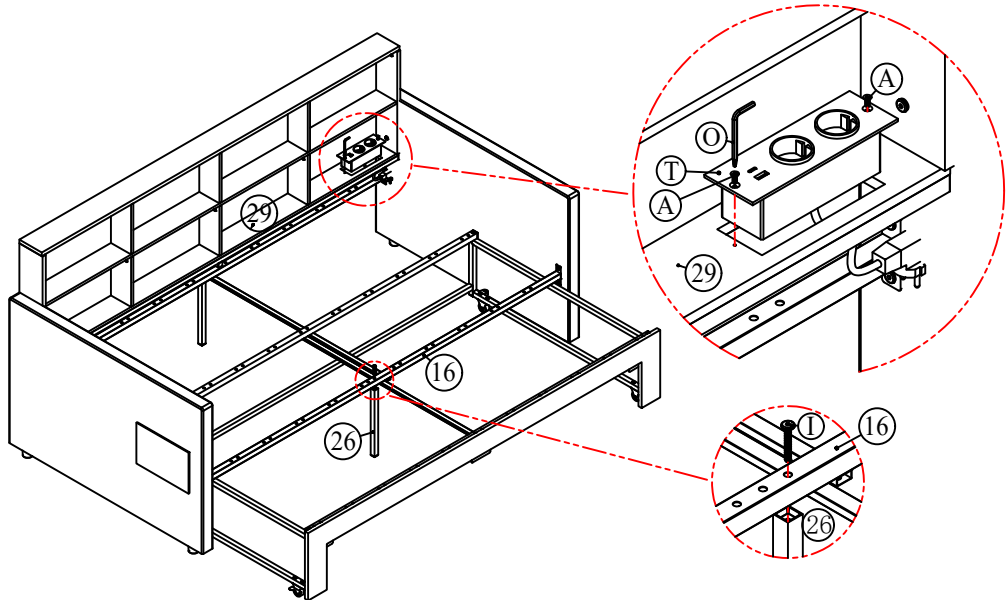
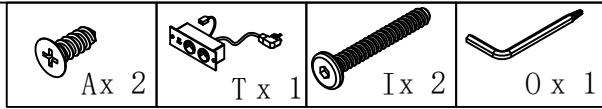
	
H x 4	O x 1
	
I x 4	I x 4



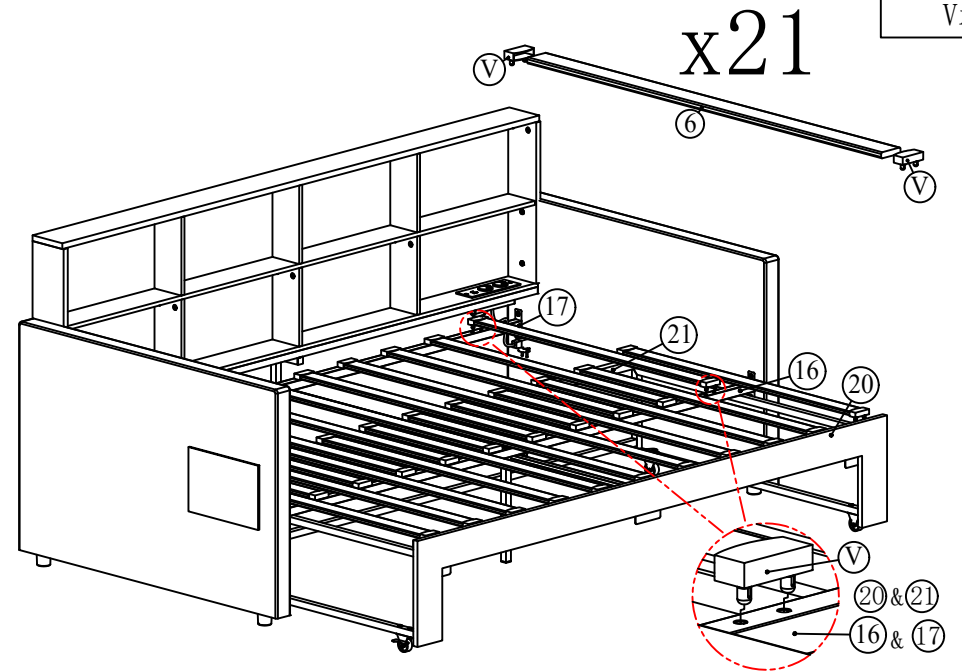
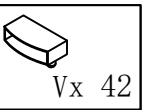
Step 22



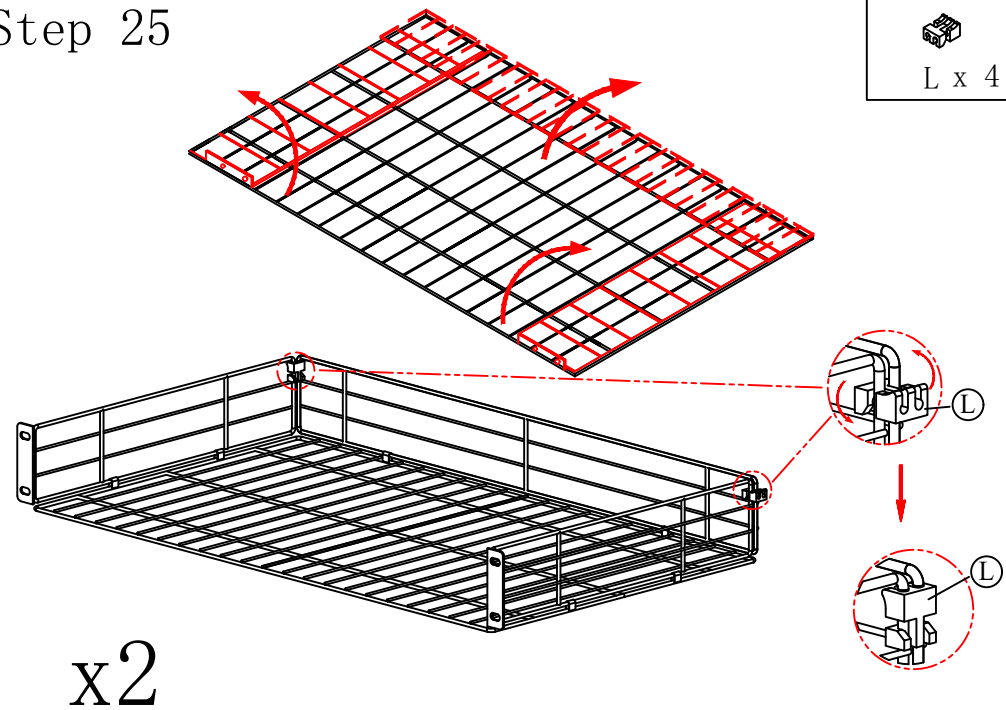
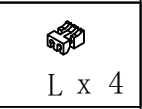
Step 23



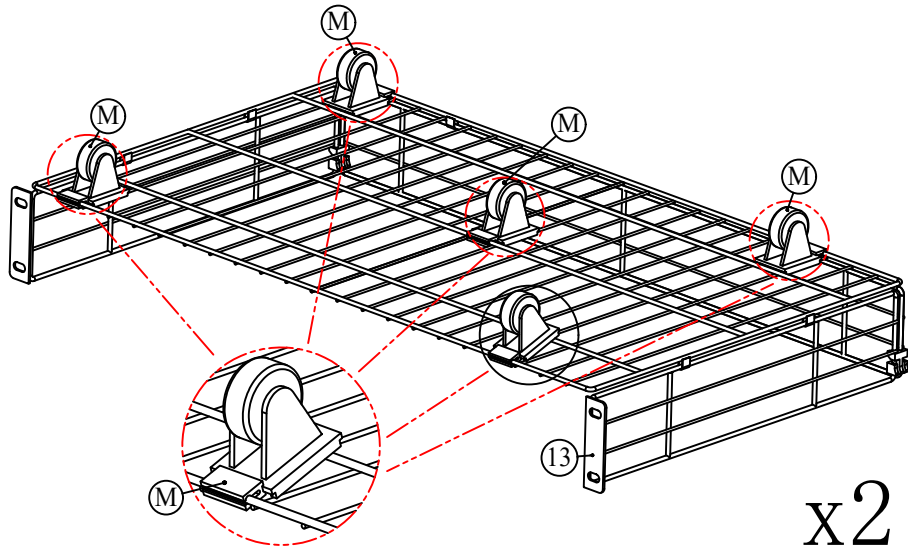
Step 24



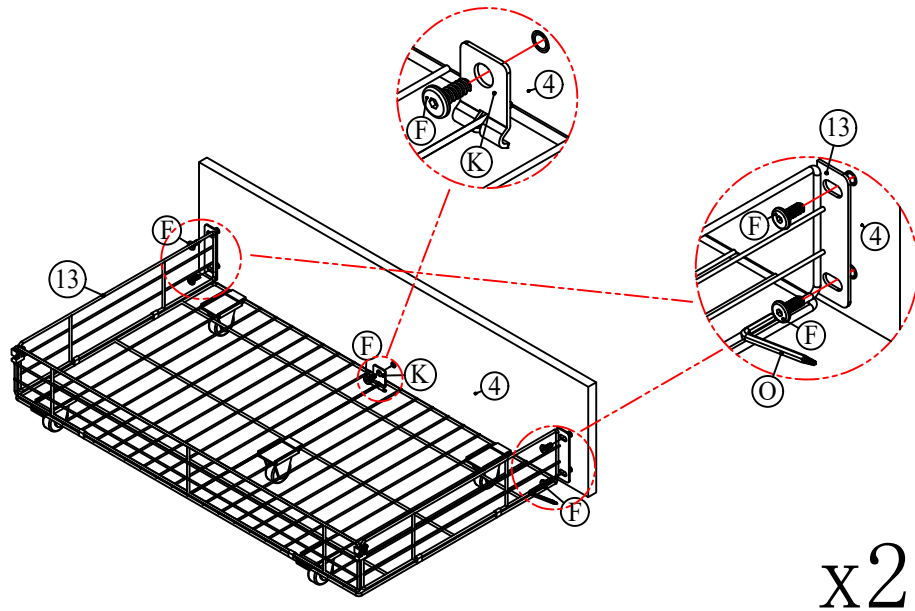
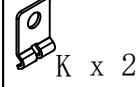
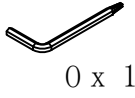
Step 25



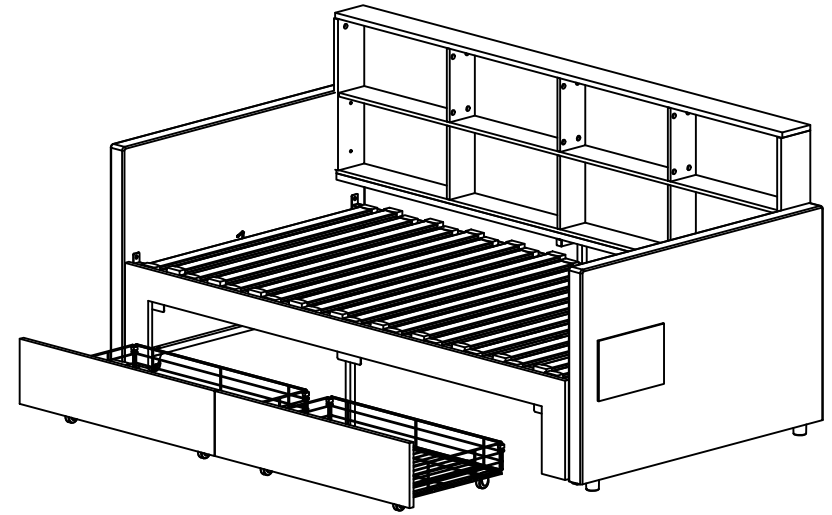
Step 26



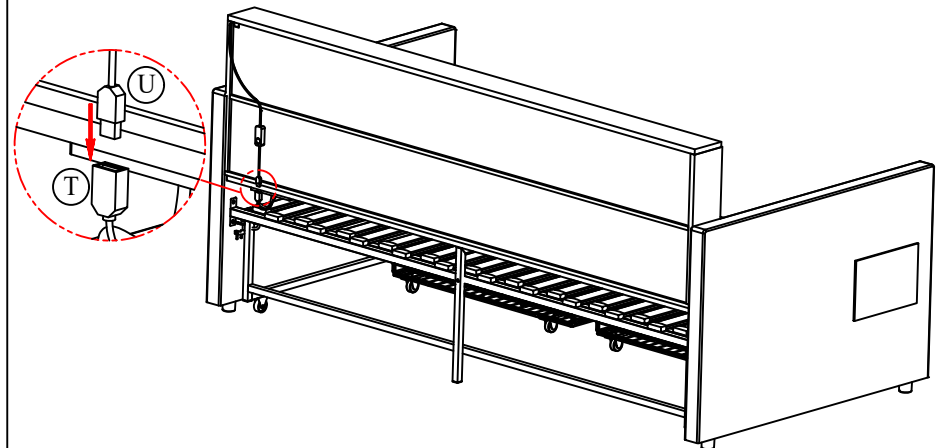
Step 27



Step 28



Step 29



CERTIFICATE OF COMPLIANCE

No.: AiTSZ-250710061C-C02

Product: 5050 RGB LED Strip Lights with Bluetooth App Controller
Trade Mark: N/A
Model: LED 5050 RGB
Applicant: Shenzhen Pinchengxin Technology Co., Ltd
Address: 3rd floor, 8 building Yuanling industrial zon, No. 39 Yuanlingcun road,Shiyan street, Bao'an district, Shenzhen
Manufacture: Shenzhen Pinchengxin Technology Co., Ltd
Address: 3rd floor, 8 building Yuanling industrial zon, No. 39 Yuanlingcun road,Shiyan street, Bao'an district, Shenzhen

The test sample of product has passed the test according to requirements of the following standards:

	Standard(s):	Test report(s) No.:
Article 3.1a)	EN 60598-2-4:2018 used in conjunction with EN IEC 60598-1:2021+A11:2022	AiTSZ-250710061S
	EN 62479: 2010	AiTSZ-250710061CW3
	EN 50663: 2017	
Article 3.1b)	ETSI EN 301 489-1 V2.2.3 (2019-11) ETSI EN 301 489-17 V3.2.4 (2020-09)	AiTSZ-250710061CW1
Article 3.2)	ETSI EN 300 328 V2.2.2 (2019-07)	AiTSZ-250710061CW2

Based on the voluntary assessment of the product sample and technical file, we confirm that the above-mentioned product meets the essential requirements of the Radio Equipment Directive (RED) 2014/53/EU.

The CE mark as show below can be used, under the responsibility of the manufacturer or the importer, after completion of an EC declaration of conformity and follow the CE mark usage rules.



Approved by/Date:

Sean She
Sean She



The statement is based on a single evaluation of one sample of above mentioned products. It does not imply an assessment of the whole production and does not permit the use of the test lab's logo.

Guangdong Asia Hongke Test Technology Limited

B1/F, Building 11, Junfeng Industrial Park, Chongqing Road, Heping Community, Fuhai Street, Bao'an District, Shenzhen, Guangdong, China
www.aitek.org.cn
E-mail: info@aitek.org.cn



www.lepont.com.cn



Verification of Compliance

Certificate of Conformity

No.: LP24030331C02-02

The following products have been tested by us with the listed standards and found in compliance with the council EMC directive 2014/30/EU. It is demonstrative for the compliance with this EMC Directive.

Applicant : Dongguan Nanfan Electronic Technology Co., Ltd.
Address : Room 202,NO.19, Wanbu Road, Changping Town 523586 Dongguan Guangdong, China
Product : Furniture Power Distribution Unit
Model No. : NF-EUxAA-y, NF-EUxAC-y, NF-EUxAAC-y, NF-EUxAC-y ("x", "y" are variables, see page 4 of the test report for details.)
Trade Mark : NANFAN
Test Standards : EN 55032:2015+A11:2020+A1:2020
EN 55035:2017+A11:2020
EN IEC 61000-3-2:2019+A1:2021
EN 61000-3-3:2013+A1:2019+A2:2021



Manager: Frank Shen
Date: July 15, 2024

Dongguan Lepont Testing Service Co., Ltd.

Tel.: 86-769-83096888 Fax: 86-769-83096886
Room 102, Building 11, No.7, Houjie Science And Technology Avenue, Houjie, Dongguan, Guangdong, China

The statement is based on a single evaluation of one sample of above mentioned products. It does not imply an assessment of the whole production and does not permit the use of the test lab's logo.

Certificate of Conformity

No.: LP24030331C02-01

The following products have been tested by us with the listed standards and found in compliance with the council LVD directive 2014/35/EU. It is possible to use CE marking to demonstrative for the compliance with this LVD Directive.

Applicant : Dongguan Nanfan Electronic Technology Co., Ltd.
Address : Room 202,NO.19, Wanbu Road, Changping Town 523586
Dongguan Guangdong, China
Product : Socket outlet (Furniture Power Distribution Unit)
Trade Mark : N/A
Model No. : NFxx-EUyy-16A/250Vz (x, y and z are variables , detail see test report)
Rated Input : 250V~, 50/60Hz, 16A
Rated Output: USB output ratings see test report

Test Standards : DIN VDE 0620-1:2021 Plug and socket-outlets for household and similar purposes-Part 1: General
EN IEC 62368-1:2020 Requirements on fixed socket-out
A11:2020 Audio/video, information and
communication technology equipment
Part 1: Safety requirements



Manager: Haylen Li
Date: May 31, 2024

Dongguan Lepont Testing Service Co., Ltd.

Tel.: 86-769-8308 6888 Fax.: 86-769-8309 6886
Room 102, Building 11, No. 7, Houjie Science And Technology
Avenue, Houjie, Dongguan, Guangdong, China

The statement is based on a single evaluation of one sample of above mentioned products. It does not imply an assessment of the whole production and does not permit the use of the test lab's logo.