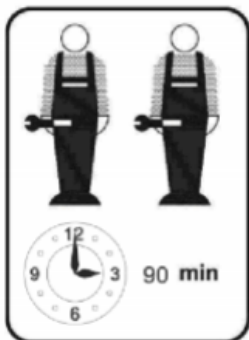
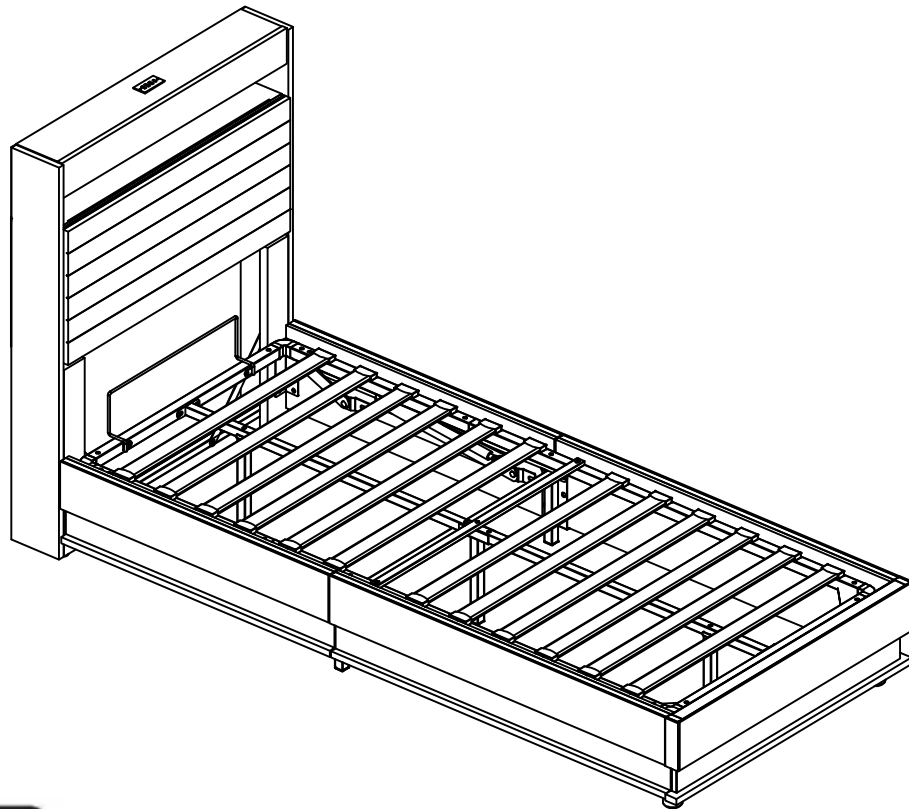


Montageanleitung | Instructions de montage Assembly Instructions | Instrucciones de montaje

N636P396534/N636P396535



FR

Cet appareil,
ses cordons,
et batterie
se recyclent

À DÉPOSER
EN MAGASIN



OU



À DÉPOSER
EN DÉCHÈTERIE

Points de collecte sur www.quefairedemesdechets.fr
Privilégiez la réparation ou le don de votre appareil !



GB This set comes in 2 boxes. If you do not receive a full set of 2 boxes, please contact our customer service.

DE Dieses Set wird in 2 Schachteln geliefert. Wenn Sie nicht ein komplettes Set von 2 Boxen erhalten, kontaktieren Sie bitte unseren Kundenservice.

FR Ce set est livré en 2 boîtes. Si vous ne recevez pas un jeu complet de 2 boîtes, veuillez contacter notre service clientèle.

English

IMPORTANT FOR GAS LIFT BEDS&MAINTAINANCE

- Please place the mattress on top of the bed frame.
- Please do not pull on the strap handles.
- Please press heavily to release the compressed gas.
- Periodically check all screw & fixings to ensure they are secure.
- When moving your product, carefully lift into place.
- Wipe clean with a slightly damp cloth- please do not use abrasive chemicals or bleach.
- Do NOT allow children to operate the lift mechanism.
- Do NOT allow children near the lift base when operating the mechanism.
- Do NOT stand inside the bed or the internal storage base.
- Do NOT overload the internal storage base.
- DO NOT jump on the product or any of its parts.

Deutsch

WICHTIG FÜR GASLIFT-BETTEN&WARTUNG

- Bitte legen Sie die Matratze oben auf den Bettrahmen.
- Bitte ziehen Sie nicht an den Gurtgriffen.
- Bitte drücken Sie kräftig, um das komprimierte Gas freizusetzen.
- Überprüfen Sie regelmäßig alle Schrauben und Befestigungen, um sicherzustellen, dass sie sicher sind.
- Wenn Sie Ihr Produkt bewegen, heben Sie es vorsichtig an seinen Platz.
- Mit einem leicht feuchten Tuch abwischen - bitte keine scheuernden Chemikalien oder Bleichmittel verwenden.
- Erlauben Sie Kindern NICHT, den Hebemechanismus zu bedienen.
- Lassen Sie Kinder NICHT in die Nähe des Liftsockels, wenn Sie den Mechanismus bedienen.
- Stellen Sie sich NICHT in das Bett oder in die Innenablage.
- Überlasten Sie den internen Liftsockel NICHT.
- Springen Sie NICHT auf das Produkt oder eines seiner Teile.

Français

IMPORTANT POUR LES LITS À RELEVAGE DE GAZ&MAINTENANCE

- Veuillez placer le matelas sur le dessus du cadre de lit.
- Ne tirez pas sur les poignées de la sangle.
- Appuyez fortement pour libérer le gaz comprimé.
- Vérifiez régulièrement que toutes les vis et fixations sont bien en place.
- Lorsque vous déplacez votre produit, soulevez-le avec précaution pour le mettre en place.
- Nettoyez avec un chiffon légèrement humide - n'utilisez pas de produits chimiques abrasifs ou d'eau de Javel.
- Ne laissez pas les enfants utiliser le mécanisme de levage.
- Ne laissez pas les enfants s'approcher de la base de levage lorsqu'ils actionnent le mécanisme.
- Ne vous tenez PAS à l'intérieur du lit ou de la base de stockage interne.
- Ne surchargez pas la base de stockage interne.
- Ne pas sauter sur le produit ou l'une de ses parties.

Italiano


IMPORTANTE PER I LETTI CON SOLLEVAMENTO A GAS E LA MANUTENZIONE


- Posizionare il materasso sopra la struttura del letto.
- Non tirare le maniglie della cinghia.
- Premere con forza per rilasciare il gas compresso.
- Controllare periodicamente tutte le viti e i fissaggi per assicurarsi che siano saldi.
- Quando si sposta il prodotto, sollevarlo con cautela.
- Pulire con un panno leggermente umido, senza usare prodotti chimici abrasivi o candeggina.
- NON permettere ai bambini di azionare il meccanismo di sollevamento.
- NON permettere ai bambini di avvicinarsi alla base di sollevamento quando si aziona il meccanismo.
- NON sostare all'interno del letto o della base di contenimento interna.
- NON sovraccaricare la base di contenimento interna.
- NON saltare sul prodotto o sulle sue parti.

Español

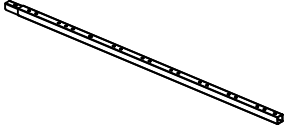
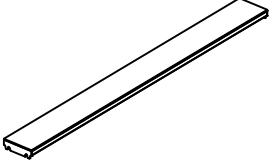

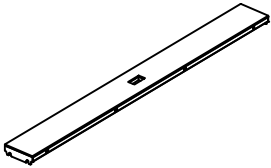

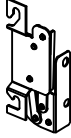
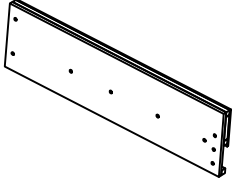


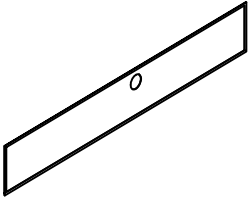
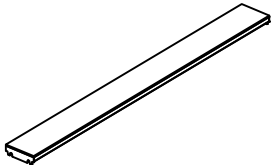
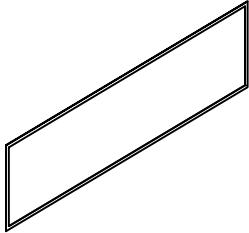
IMPORTANTE PARA LAS CAMAS ELEVADORAS DE GAS&MANTENIMIENTO

- Coloque el colchón sobre el somier.
- No tire de las asas de la correa.
- Presione con fuerza para liberar el gas comprimido.
- Compruebe periódicamente que todos los tornillos y fijaciones estén bien sujetos.
- Al mover el producto, levántelo con cuidado para colocarlo en su sitio.
- Limpie con un paño ligeramente humedecido; no utilice productos químicos abrasivos ni lejía.
- NO permita que los niños accionen el mecanismo de elevación.
- NO permita que los niños se acerquen a la base elevadora cuando accionen el mecanismo.
- NO se ponga de pie dentro de la cama o de la base de almacenamiento interna.
- NO sobrecargue el somier.
- NO salte sobre el producto ni sobre ninguna de sus piezas.

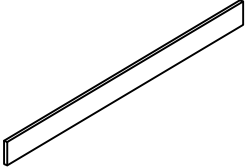

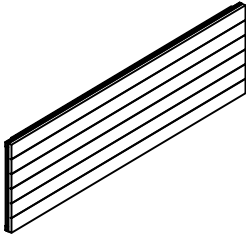
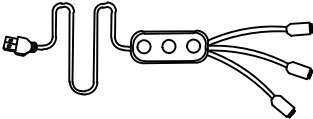


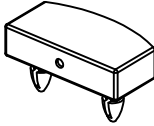

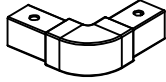
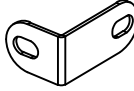
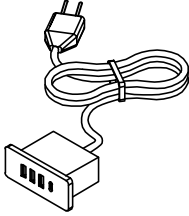






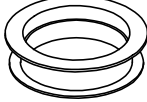
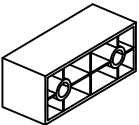
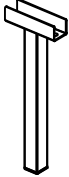
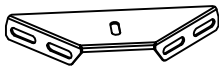
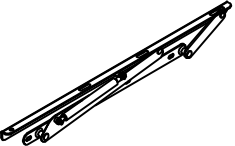

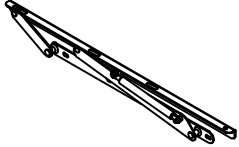
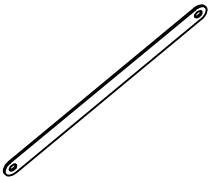
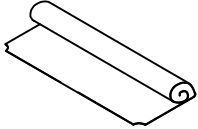
N636P396534

<p>2</p>		<p>X2</p>	<p>12</p>		<p>X1</p>
<p>3</p>		<p>X2</p>	<p>13</p>		<p>X1</p>
<p>4</p>		<p>X1</p>	<p>16</p>		<p>X1</p>
<p>5</p>		<p>X1</p>	<p>17</p>		<p>X1</p>
<p>7</p>		<p>X1</p>	<p>18</p>		<p>X1</p>
<p>11</p>		<p>X1</p>	<p>19</p>		<p>X1</p>

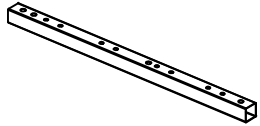
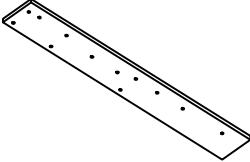
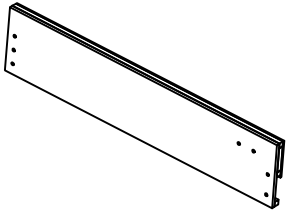
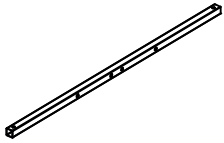
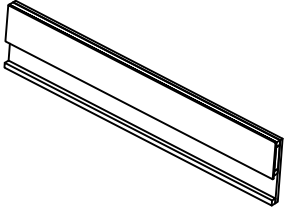
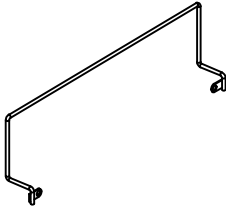


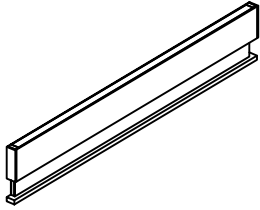

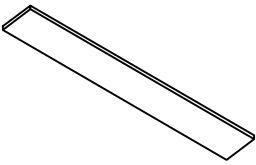

N636P396534

20		X1	27		X1
21		X1	28		X1
22		X12	29		X2
23		X24	30		X2
24		X4	31		X8
26		X1	32		X2


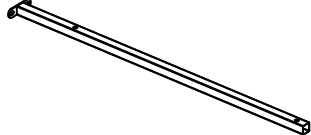

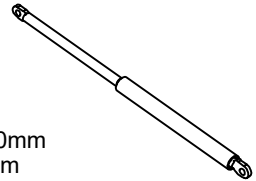
N636P396534

<p>33</p>		<p>X2</p>	<p>43</p>		<p>X1</p>
<p>34</p>		<p>X1</p>	<p>45</p>		<p>X1</p>
<p>35</p>		<p>X2</p>	<p>L</p>		<p>X1</p>
<p>36</p>		<p>X2</p>	<p>R</p>		<p>X1</p>
<p>38</p>		<p>X2</p>			
<p>41</p>		<p>X1</p>			

N636P396535

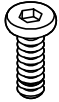





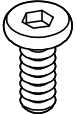

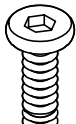

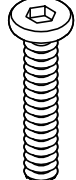
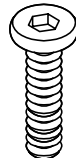


1		X2	15		X1
6		X1	25		X2
8		X1	37		X1
9		X1	39		X1
10		X1	40		X1
14		X1	42		X1

N636P396535

		X2			
 400mm 9mm 650N		X2			

Hardware List-Hardware-Liste-Liste du matériel

N636P396534

A	 M6X25	X4+1	G	 ST3X12	X2+1	N	 Silent Sticker	X4
B	 M6X15	X2	H	 M8	X12+2	O	 	X1
C	 M8X20	X26+2	I	 M8X10	X4+1			
D	 M8X25	X14+2	J	 M8	X1			
E	 M8X45	X13+2	K	 M8X35	X4+1			
F	 M8X15	X54+3	M	 S5	X1			

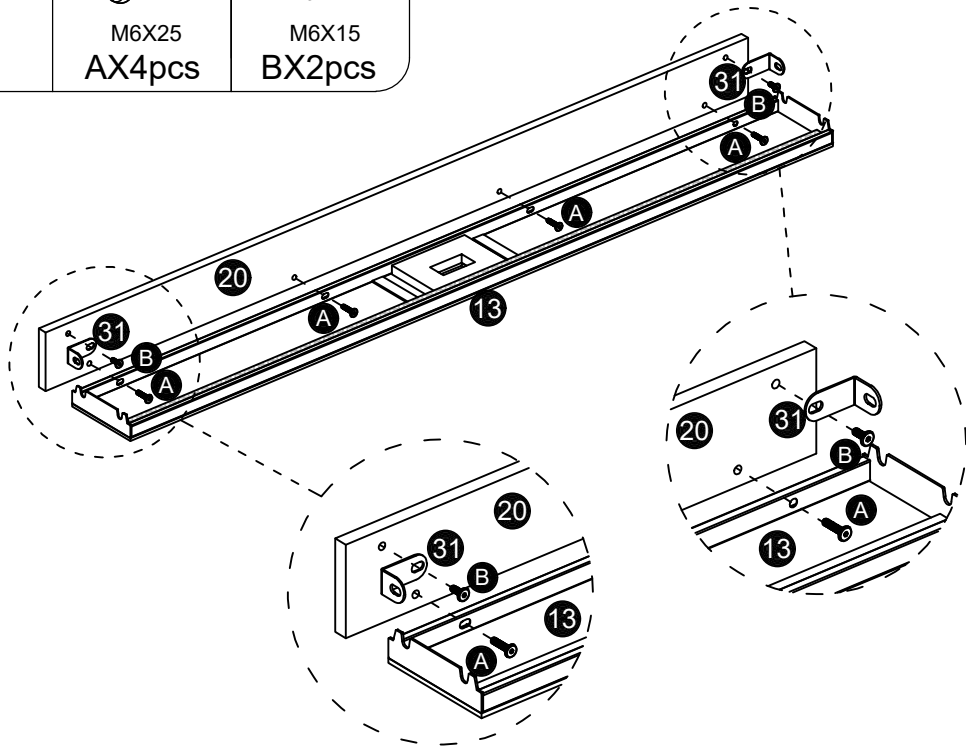
1



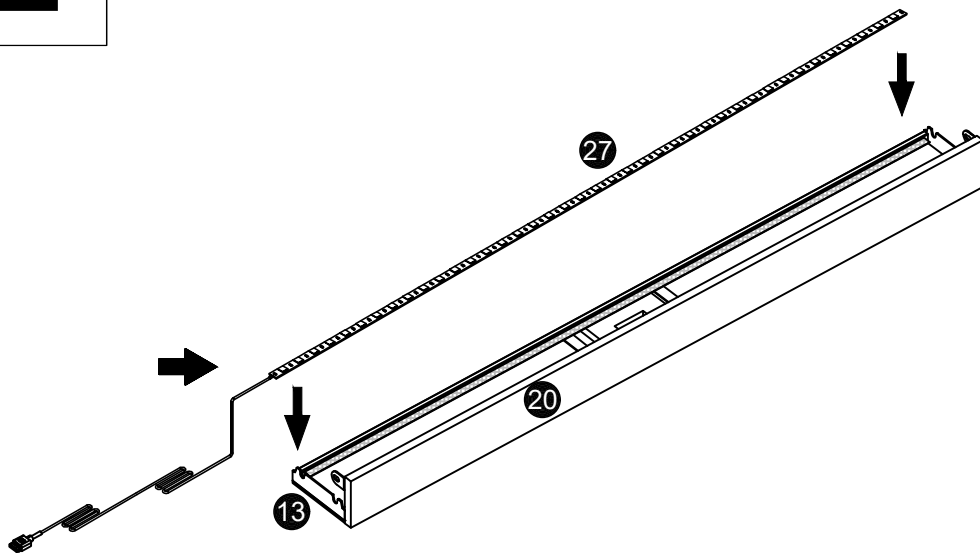
M6X25
AX4pcs



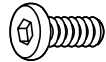
M6X15
BX2pcs



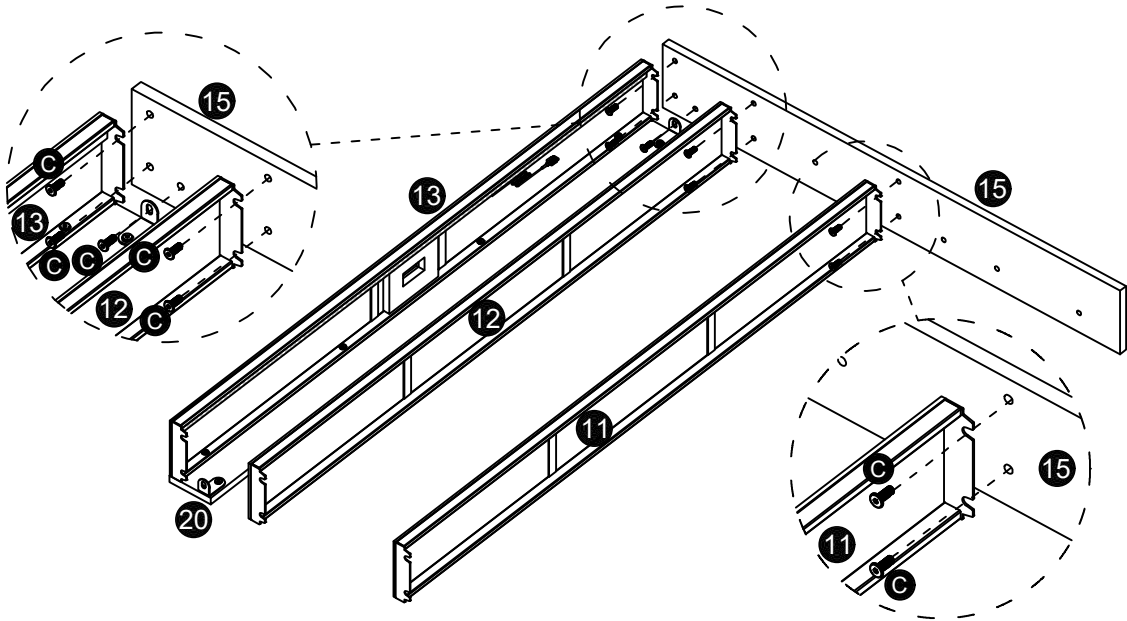
2



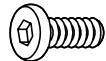
3



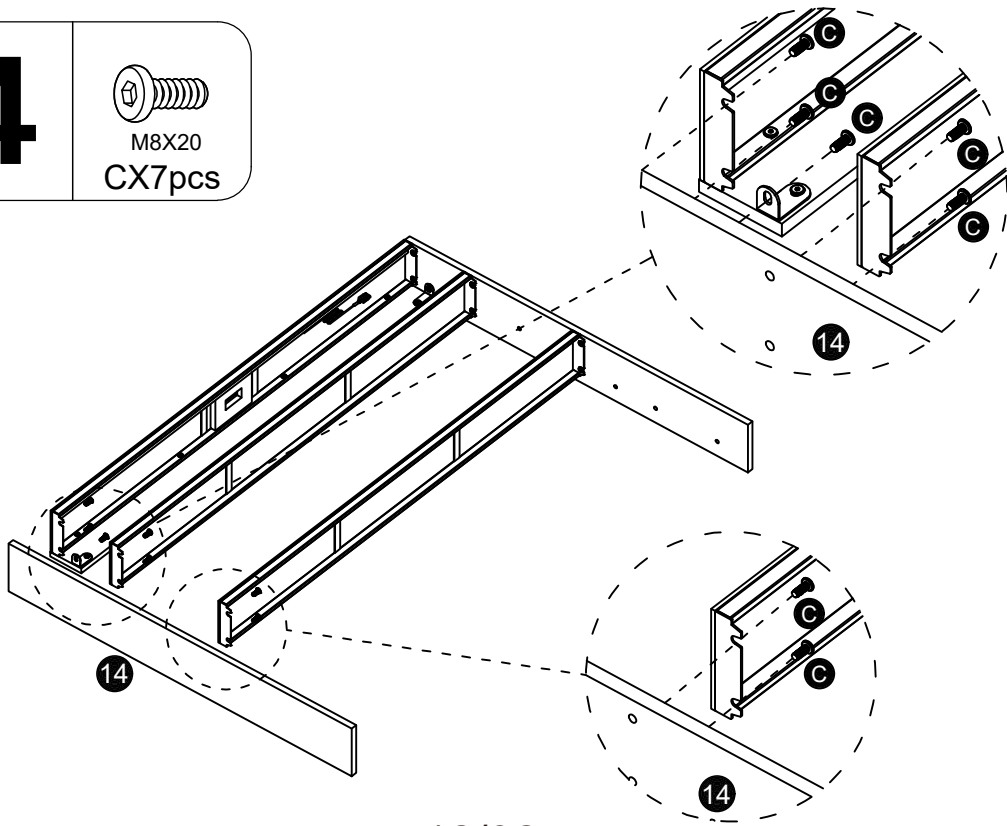
M8X20
CX7pcs



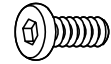
4



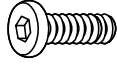
M8X20
CX7pcs



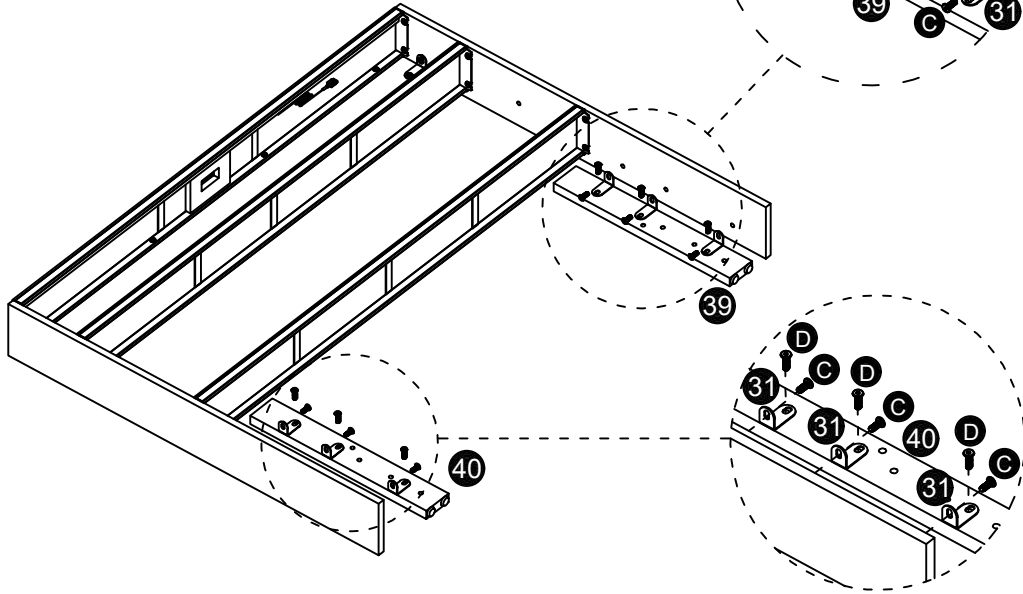
5



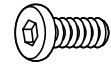
M8X20
CX6pcs



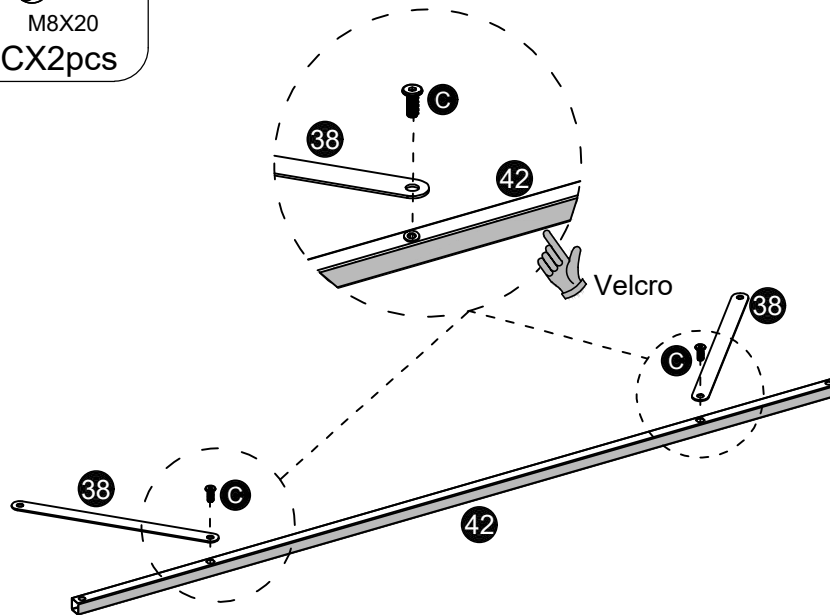
M8X25
DX6pcs



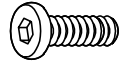
6




M8X20
CX2pcs



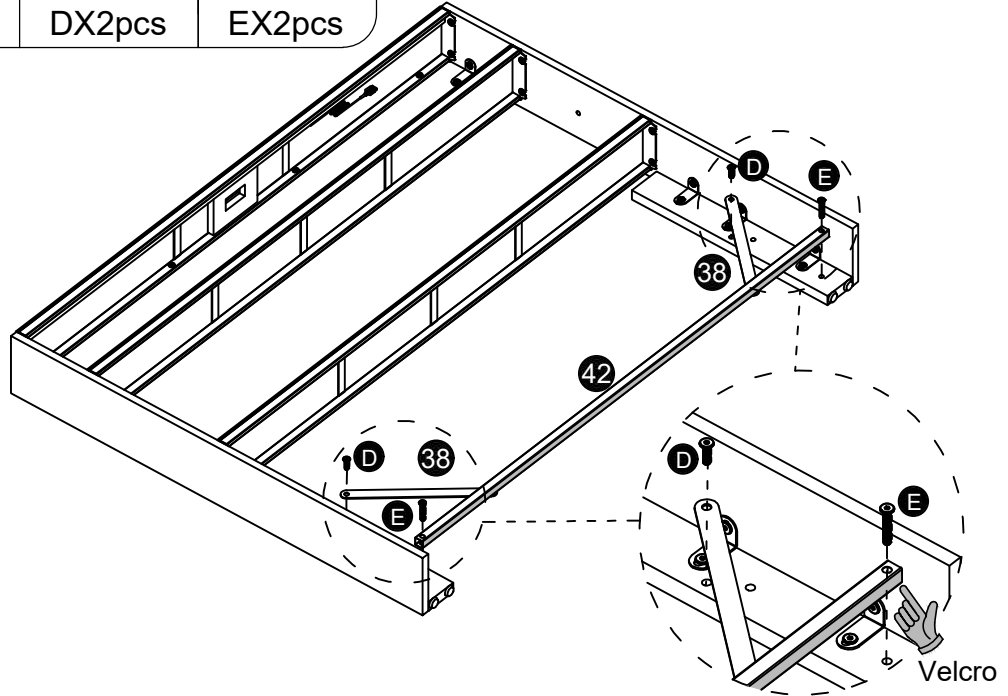
7



M8X25
DX2pcs

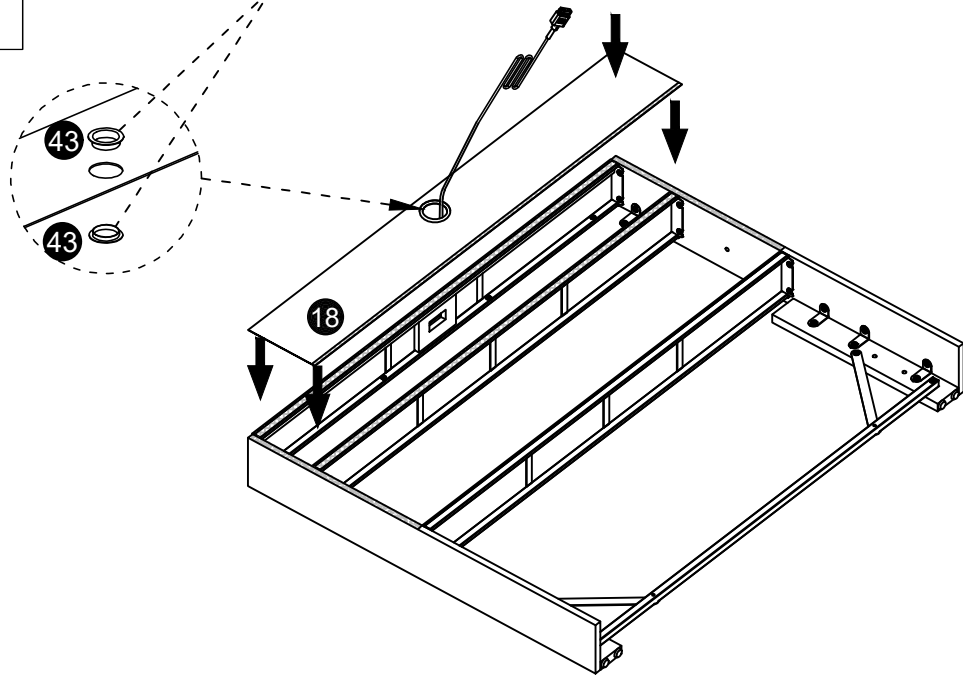


M8X45
EX2pcs

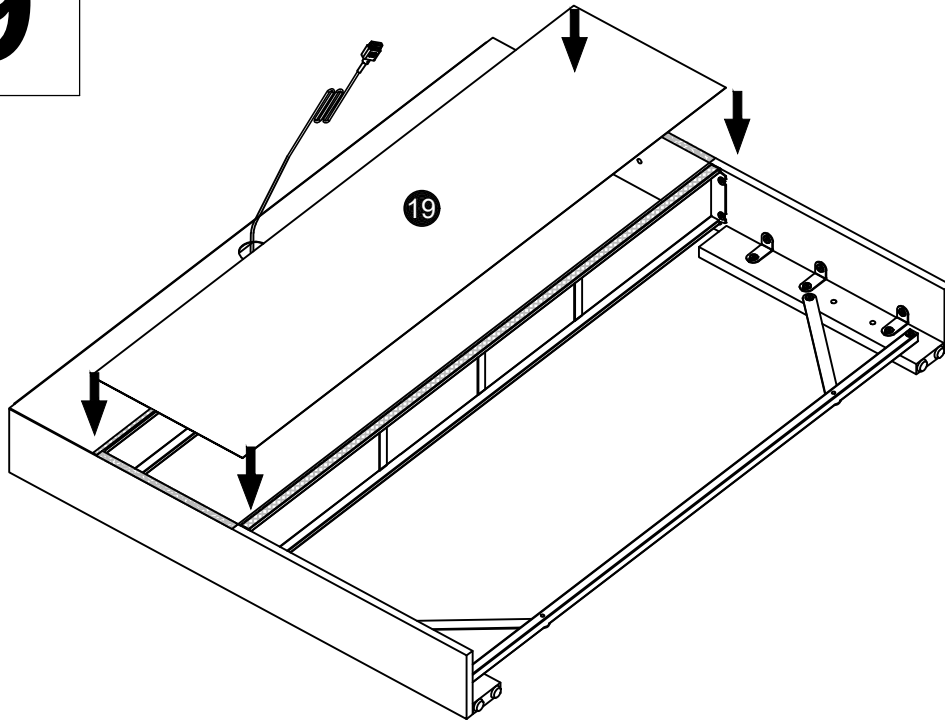


8


1. Separate accessory (43)
2. Place them separately on the front and back of the (18) hole and press them tightly



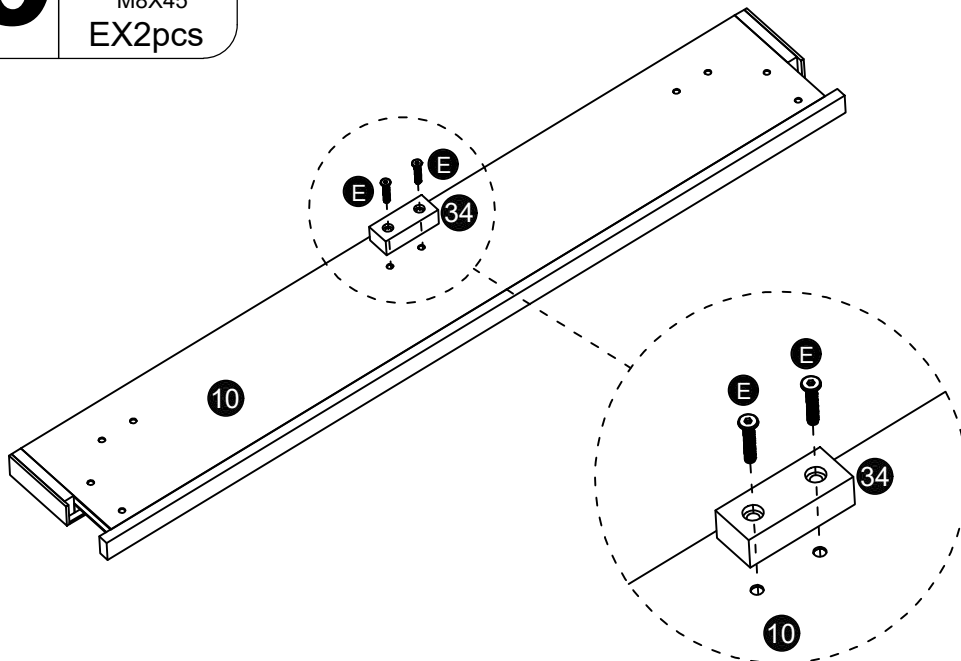
9



10



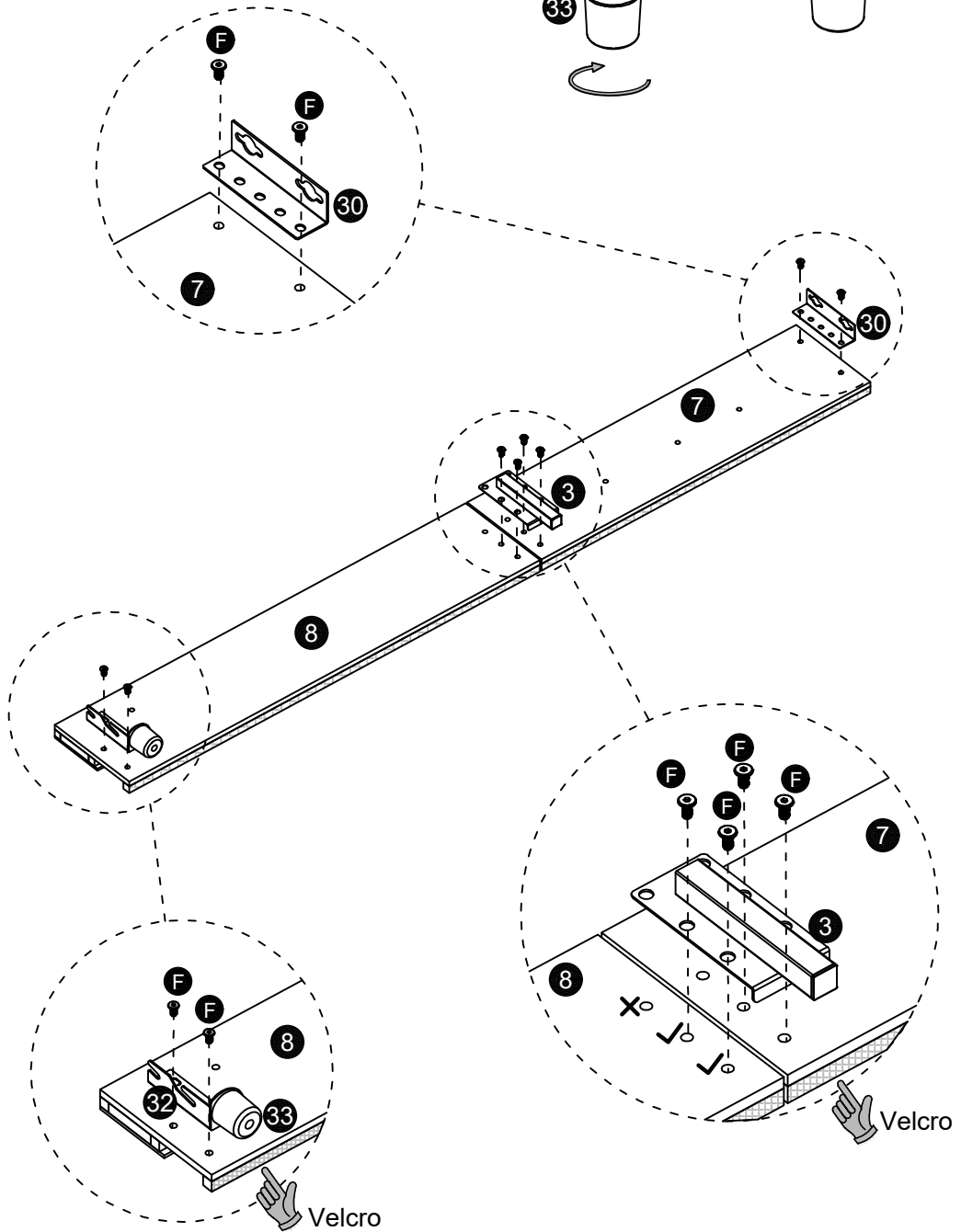
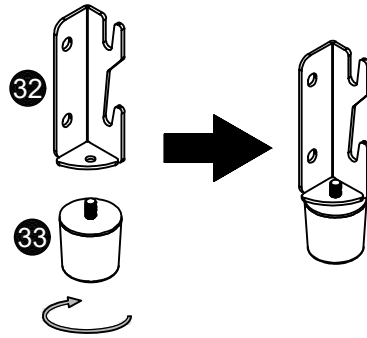
M8X45
EX2pcs



11



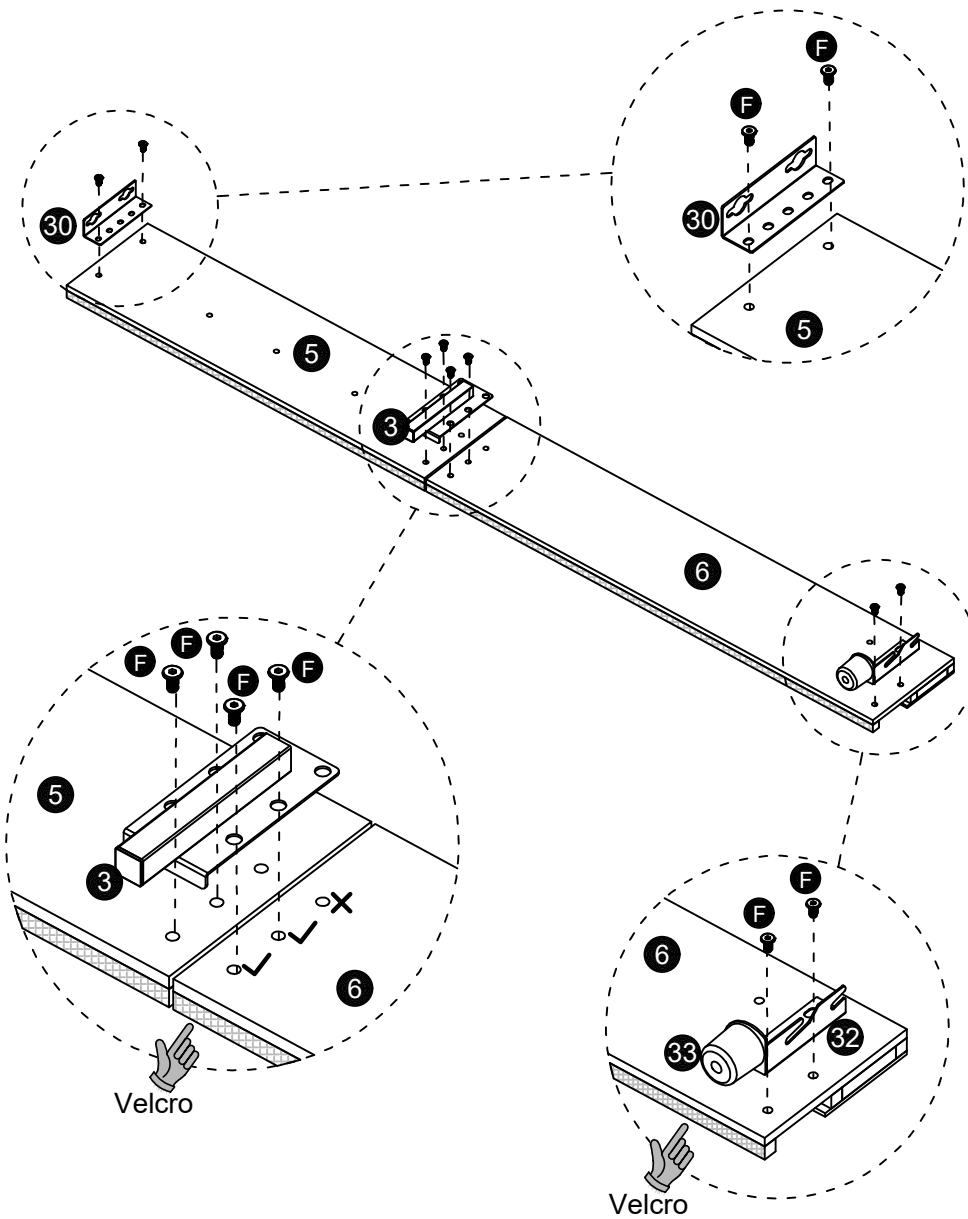
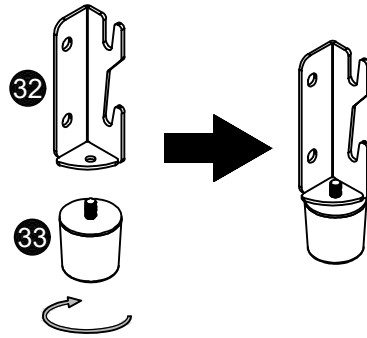
M8X15
FX8pcs



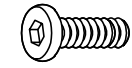
12



M8X15
FX8pcs



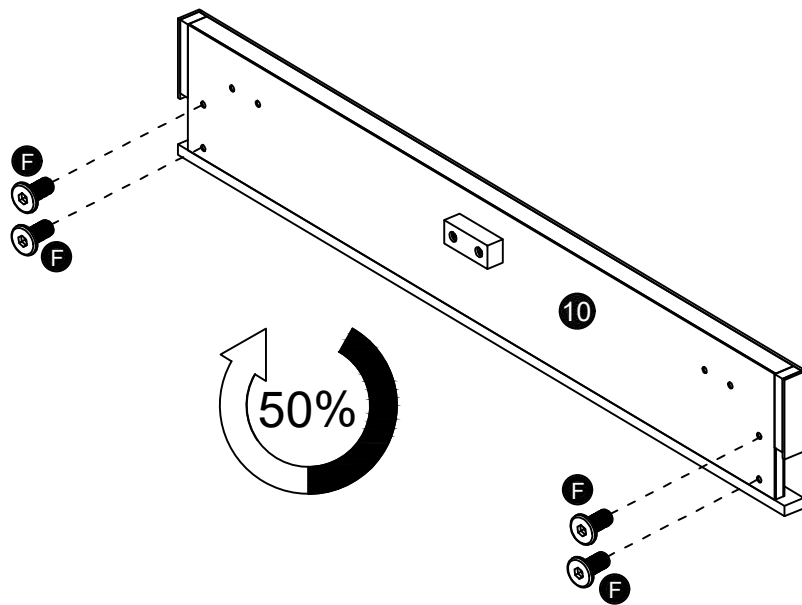
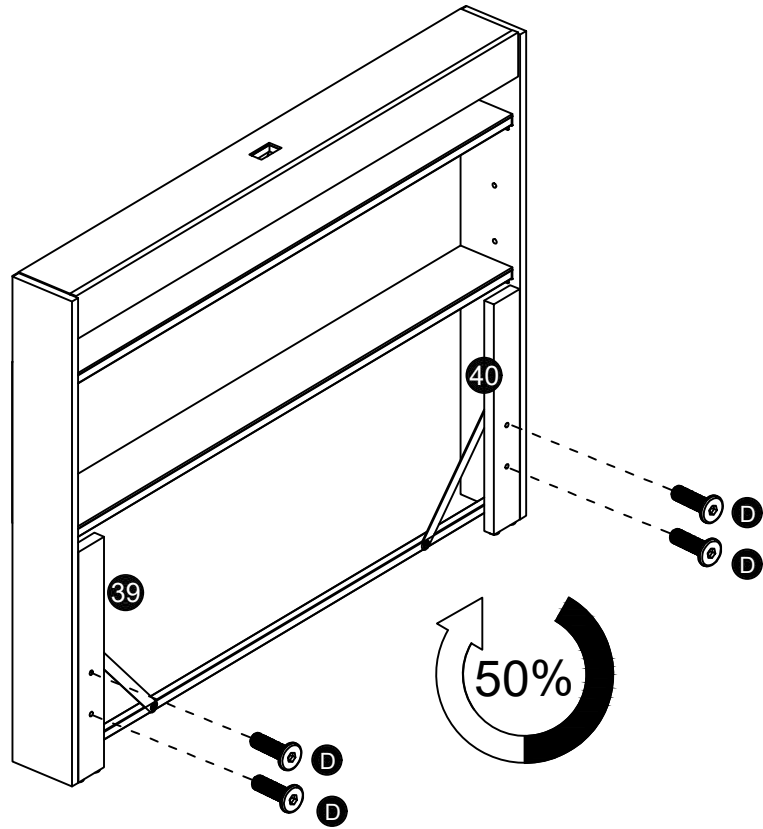
13



M8X25
DX4pcs

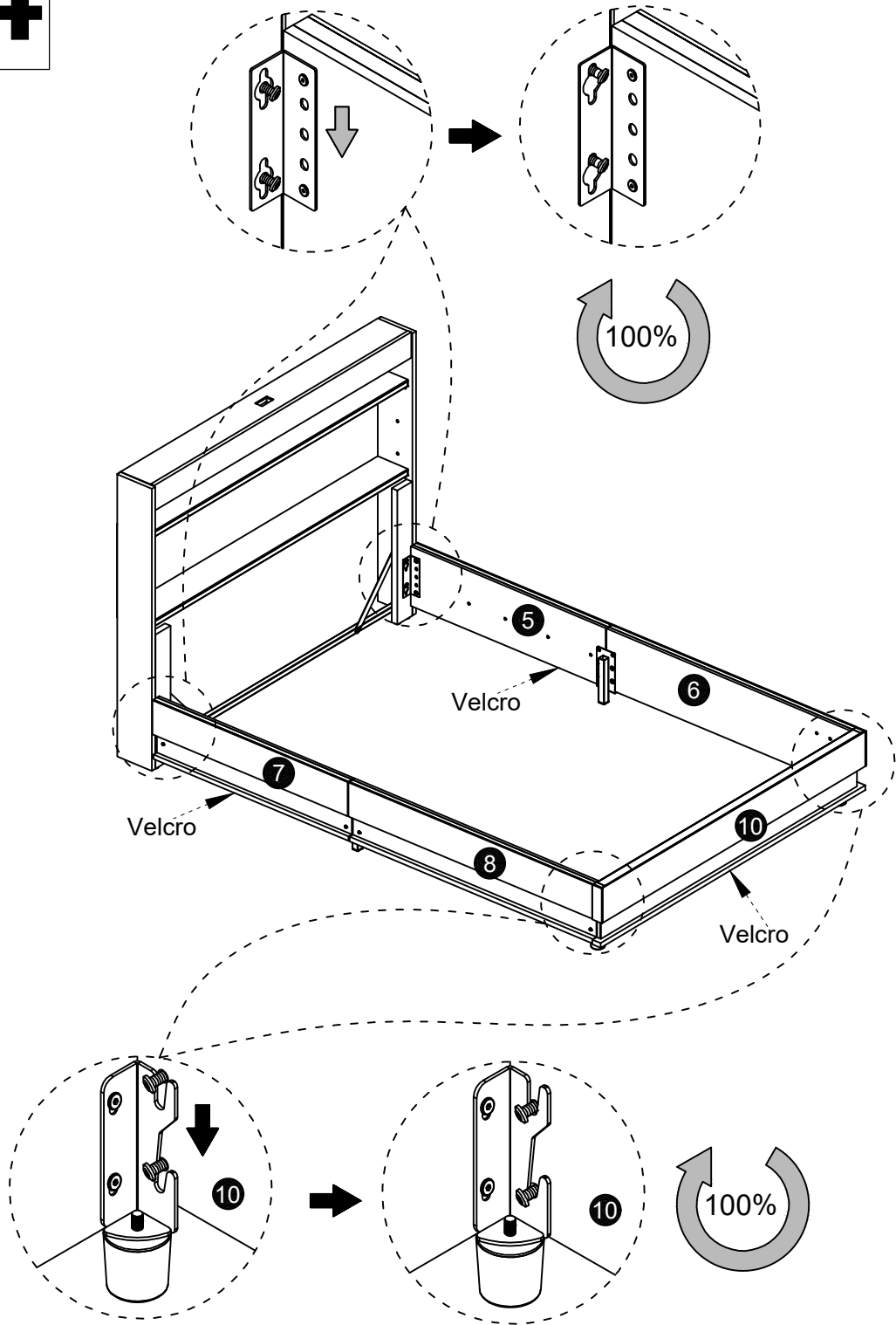


M8X15
FX4pcs



18/32

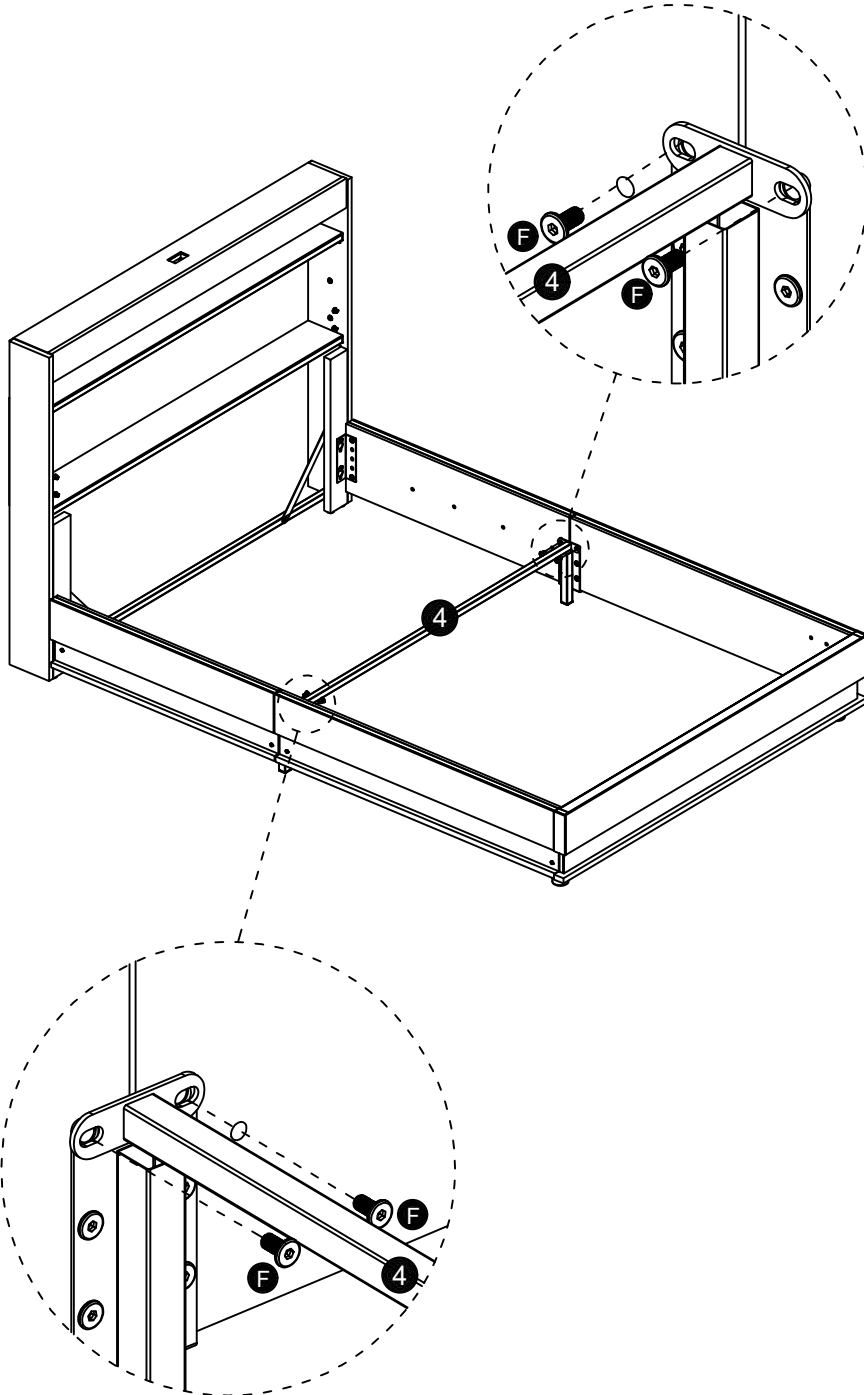
14



15



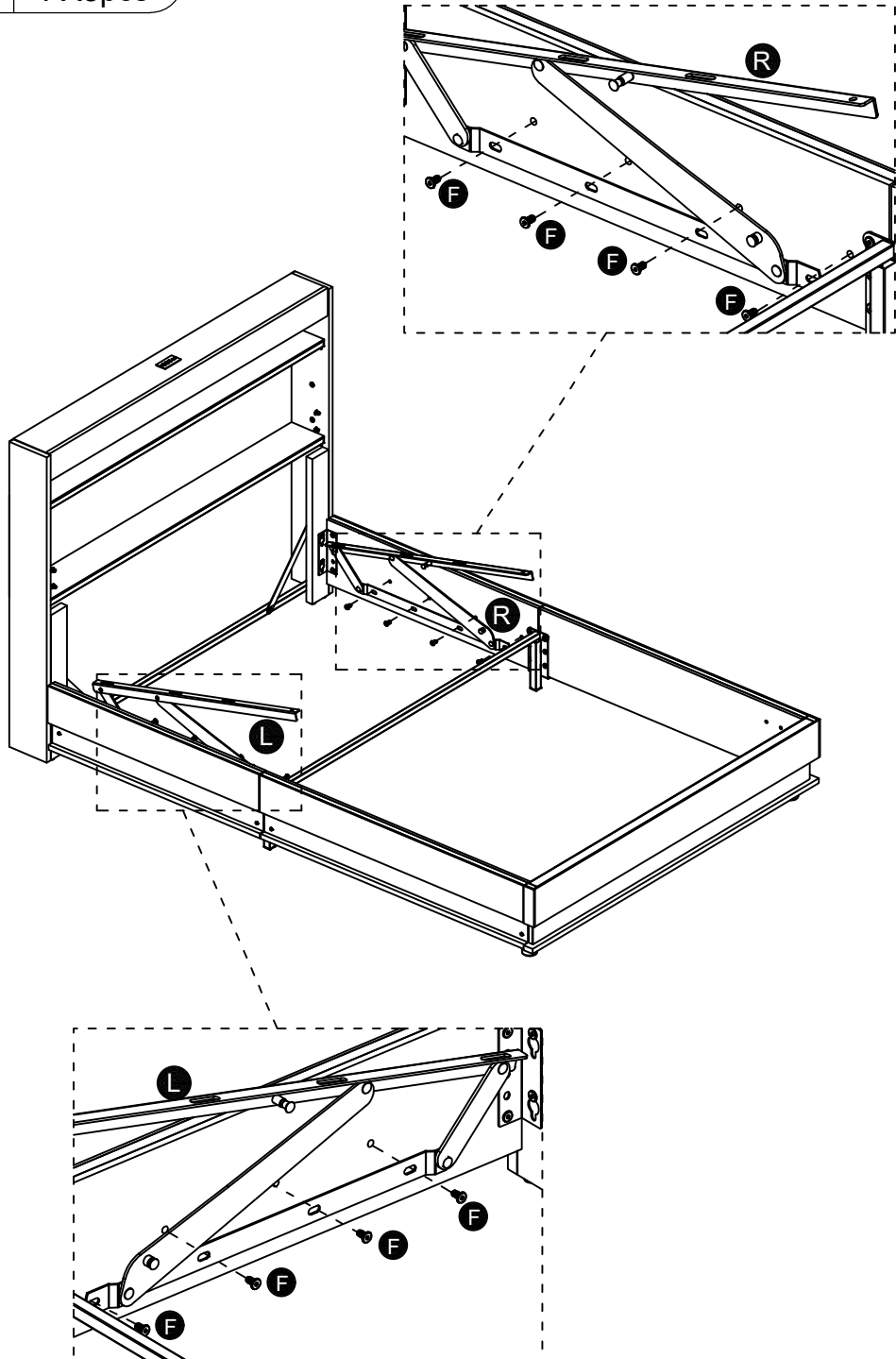
M8X15
FX4pcs



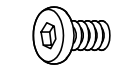
16



M8X15
FX8pcs



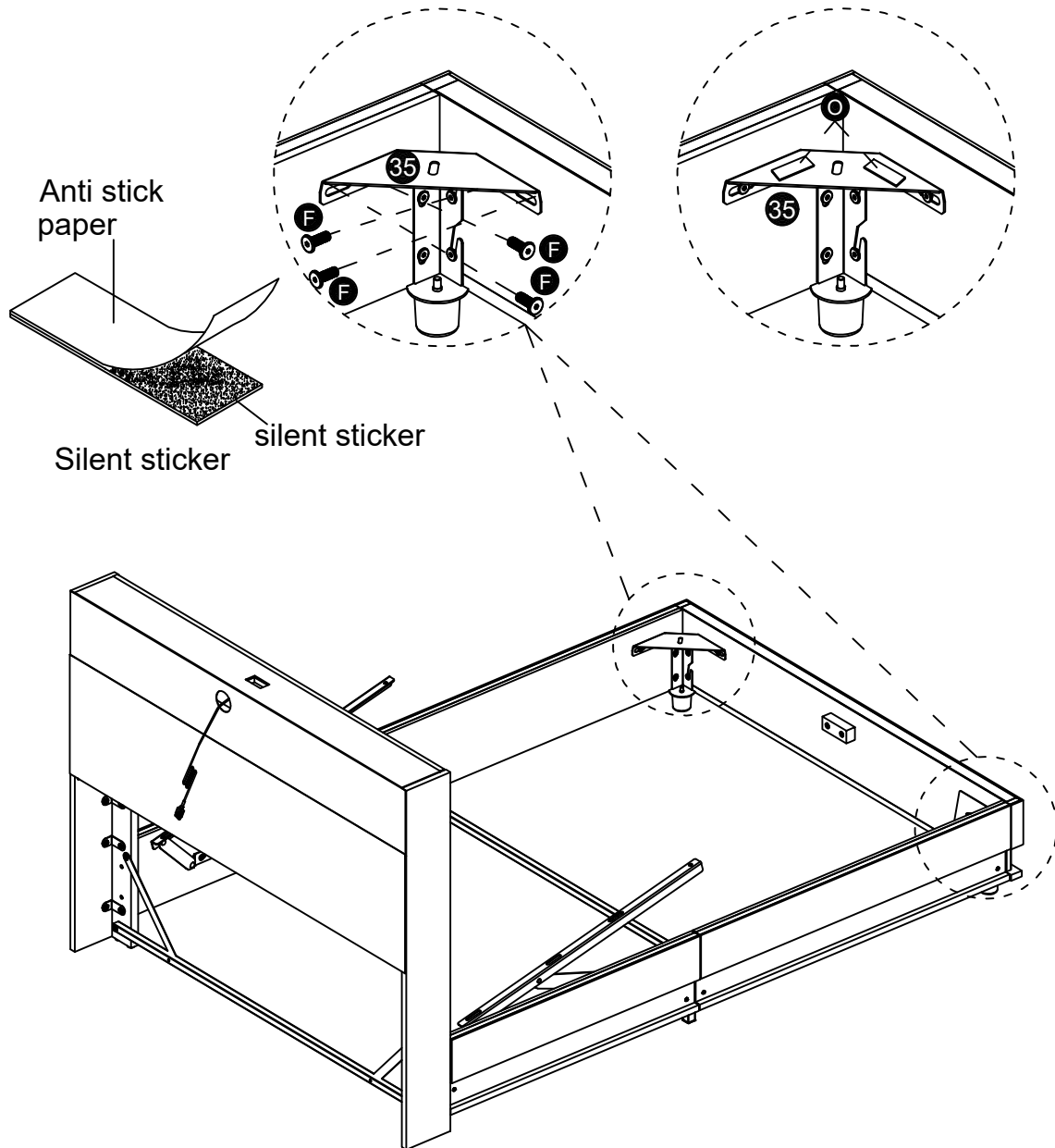
17



M8X15
FX8pcs

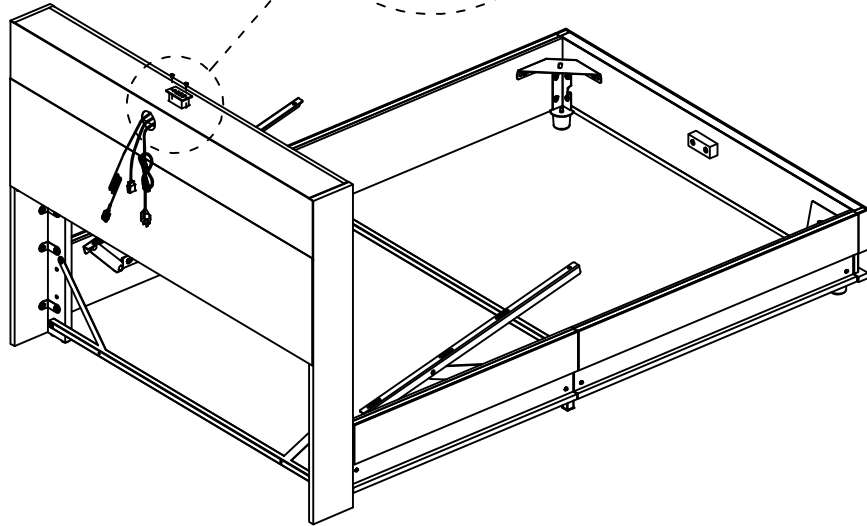
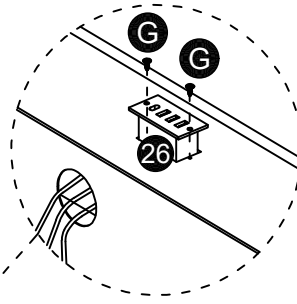


NX4pcs



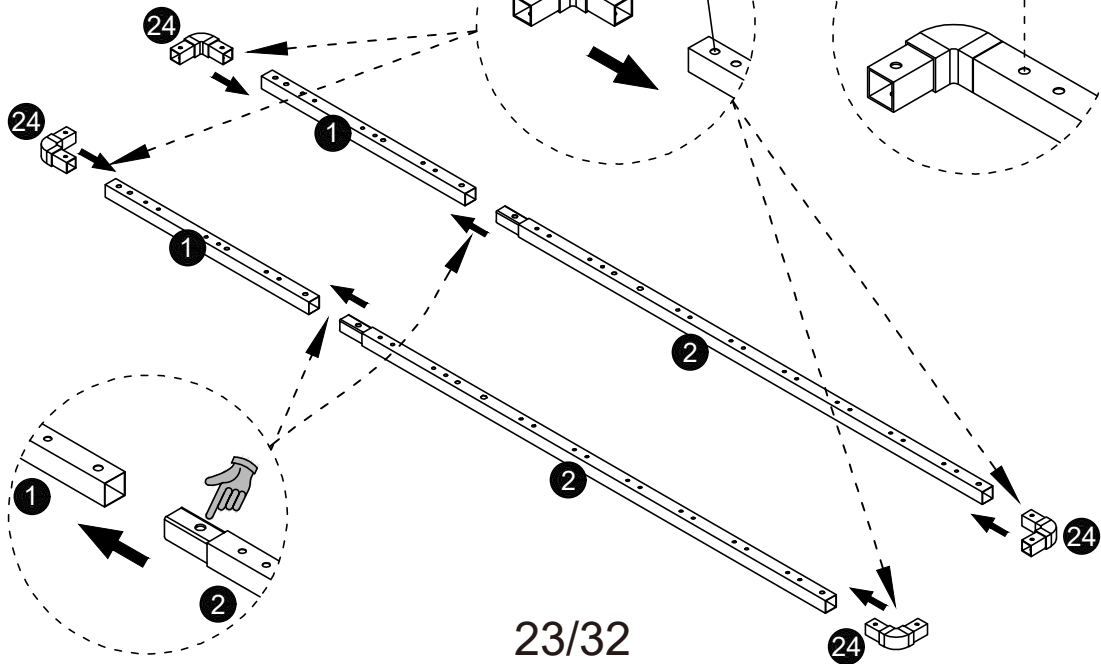
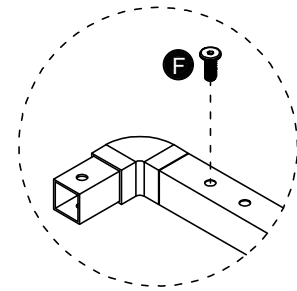
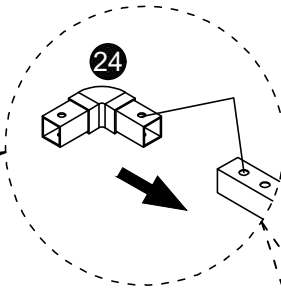
18


ST3X12
GX2pcs



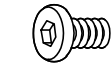
19


M8X15
FX4pcs

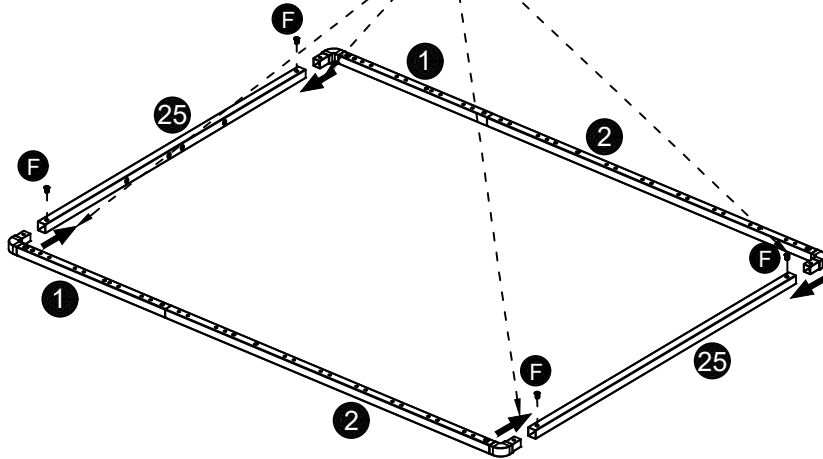
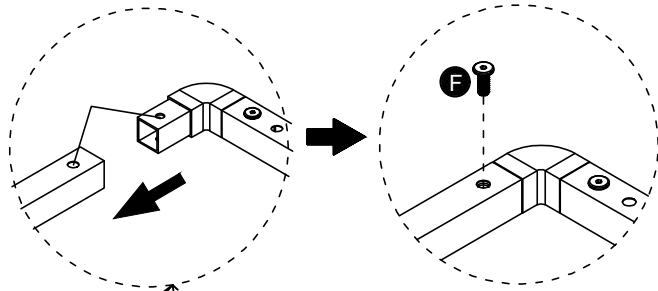


23/32

20



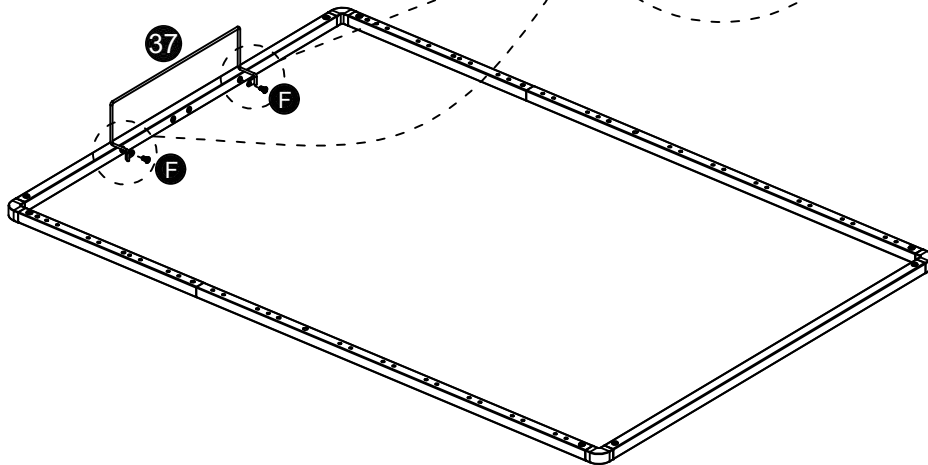
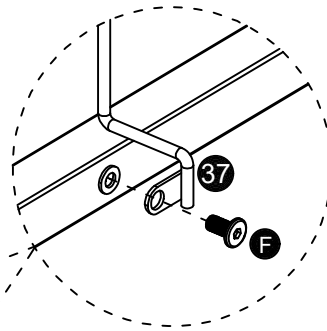
M8X15
FX4pcs



21

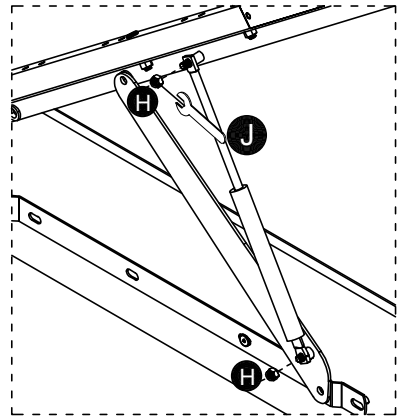
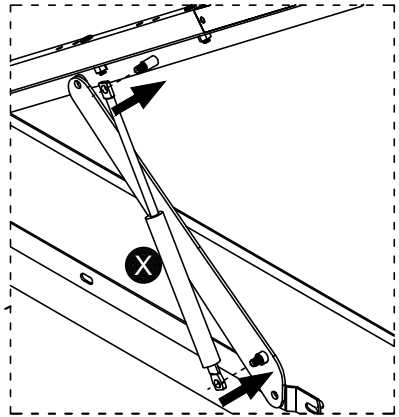
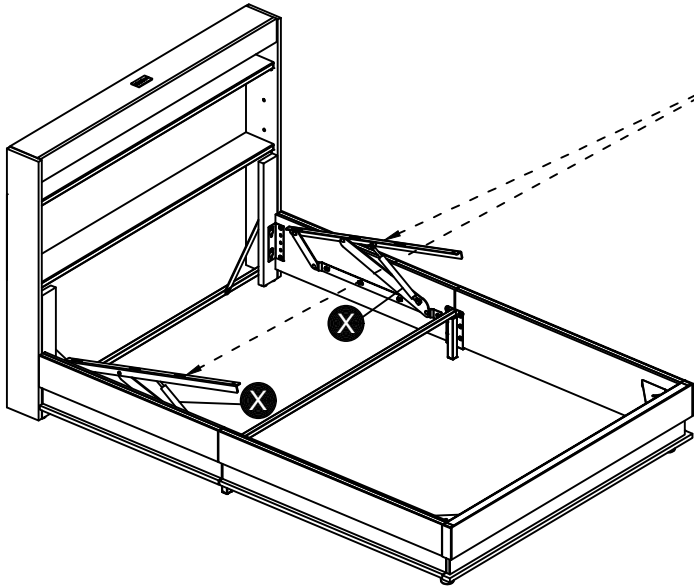


M8X15
FX2pcs



22

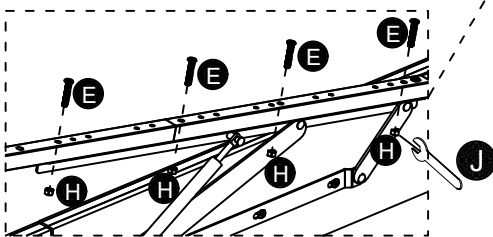
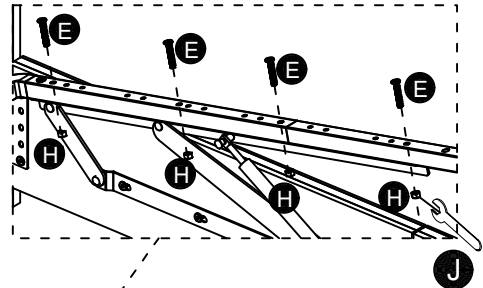
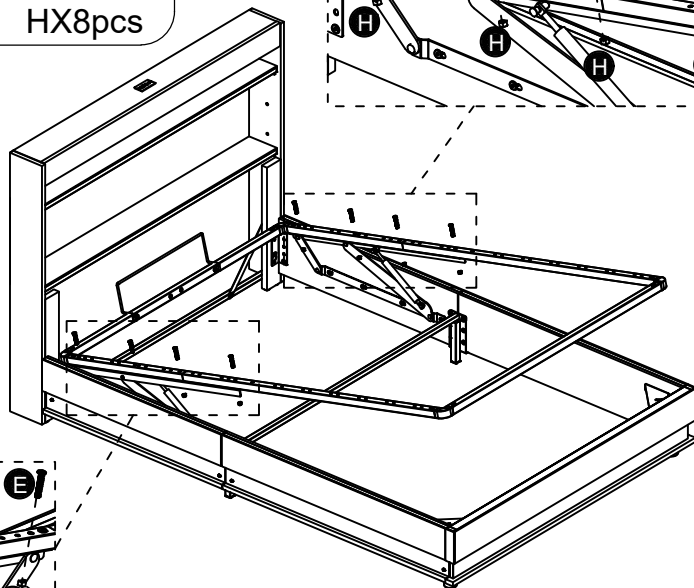
M8
HX4pcs



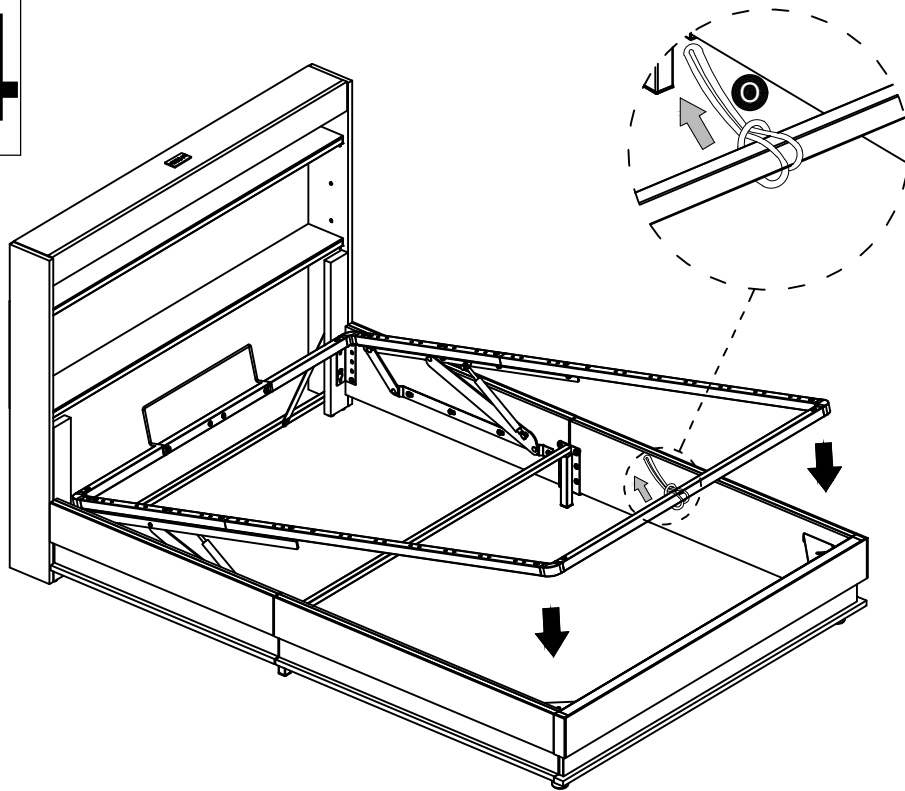
23

M8X45
EX8pcs

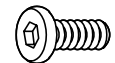
M8
HX8pcs



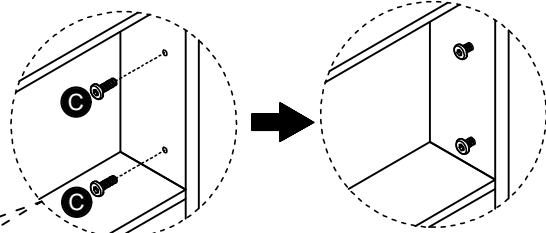
24



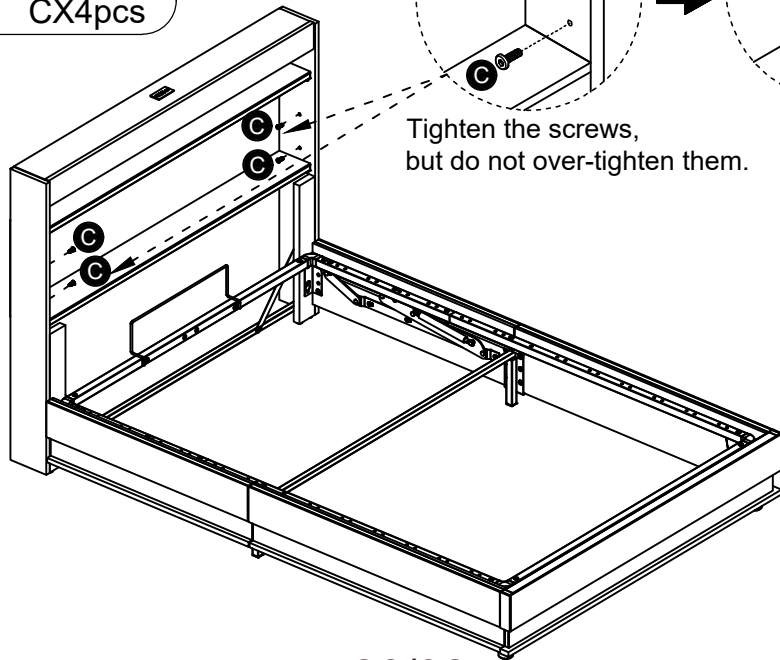
25



M8X20
CX4pcs



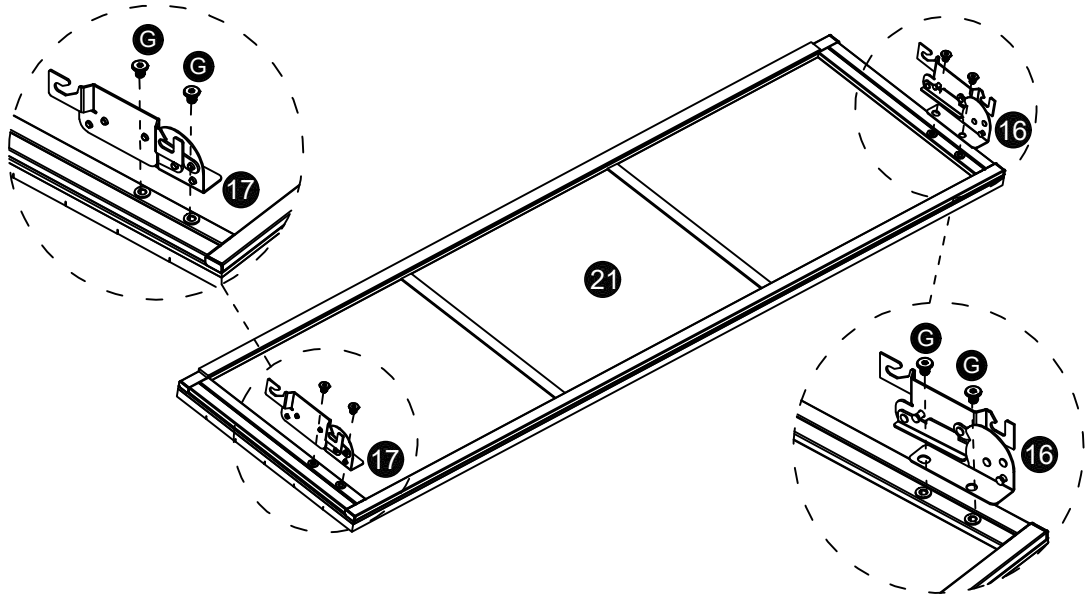
Tighten the screws,
but do not over-tighten them.



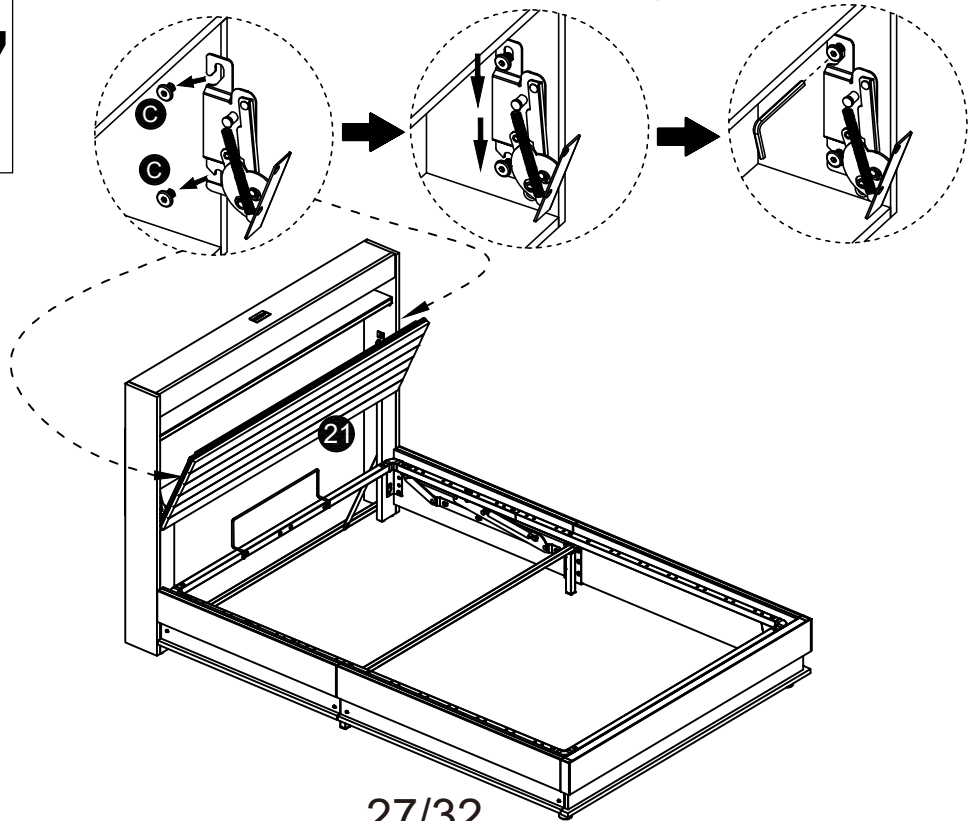
26



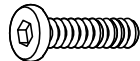
M8X10
IX4pcs



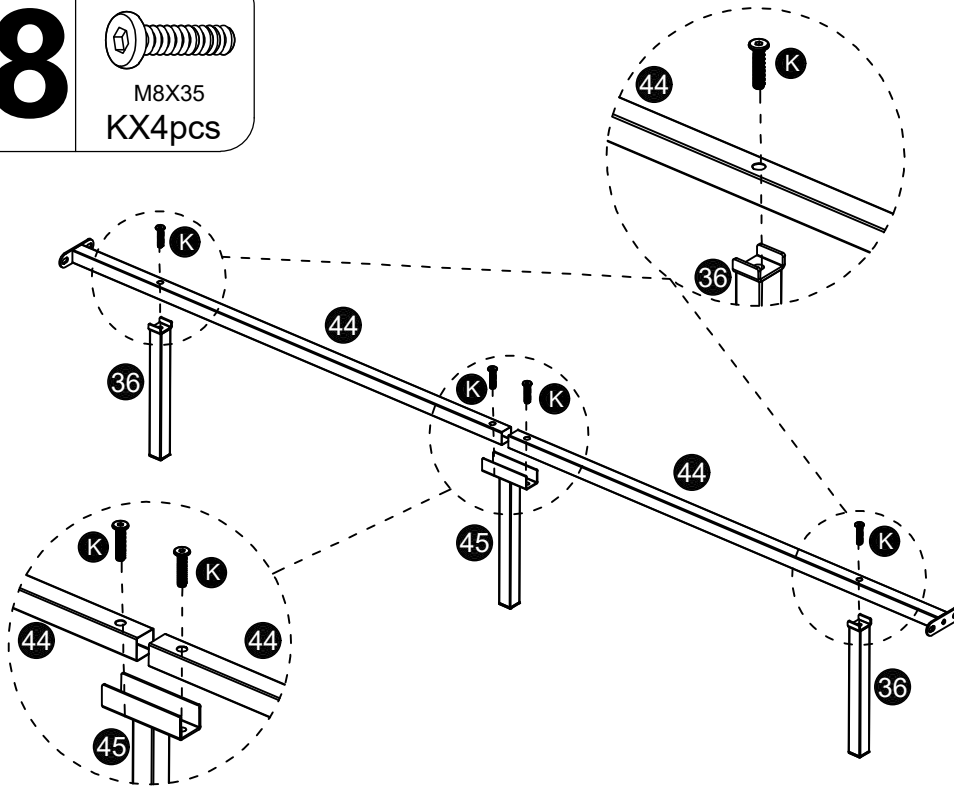
27



28



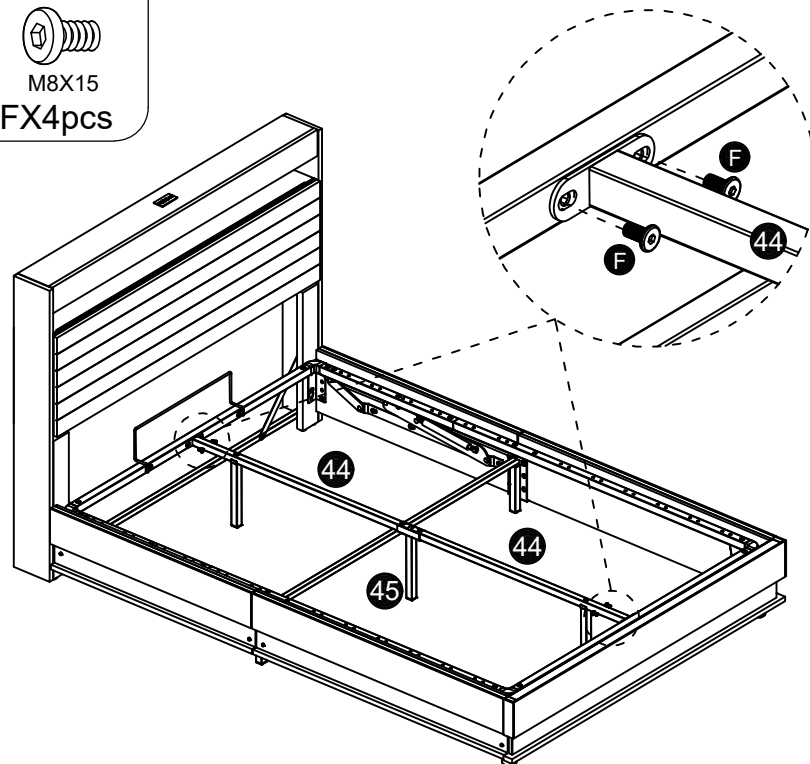
M8X35
KX4pcs



29



M8X15
FX4pcs



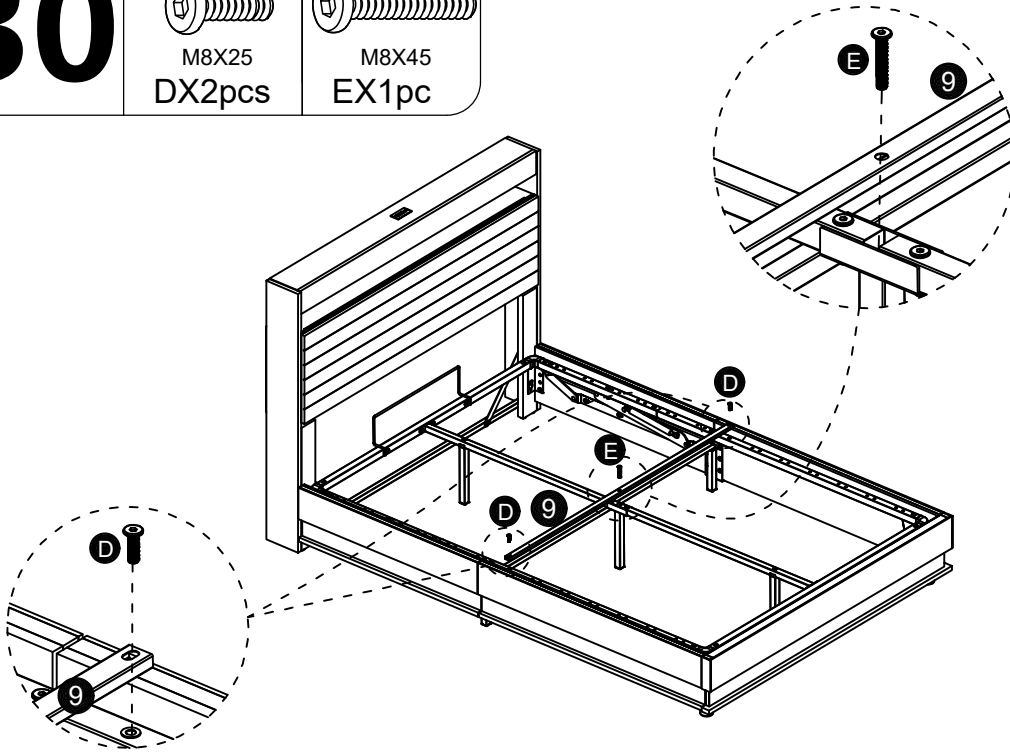
30



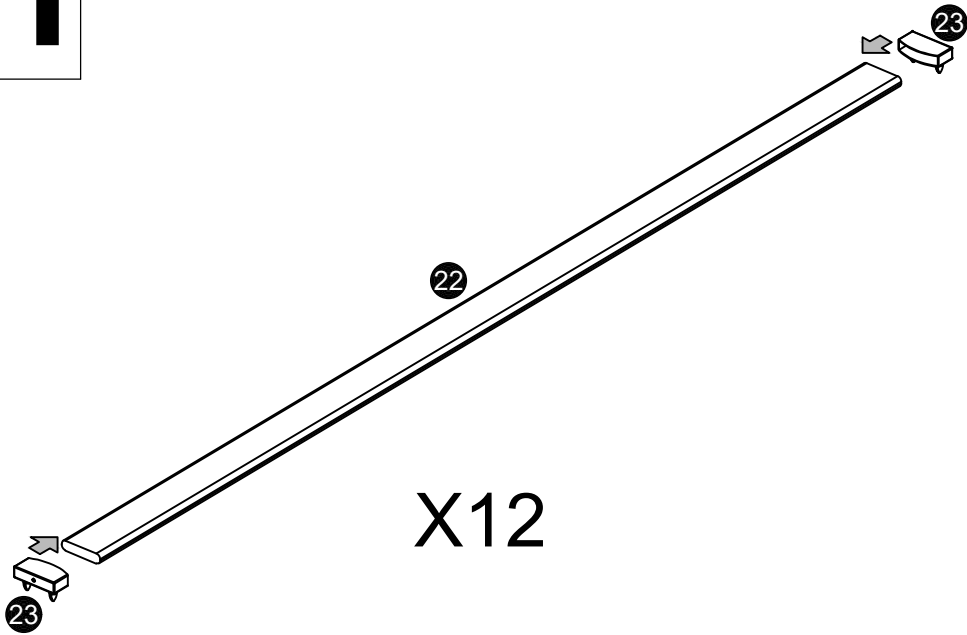
M8X25
DX2pcs



M8X45
EX1pc

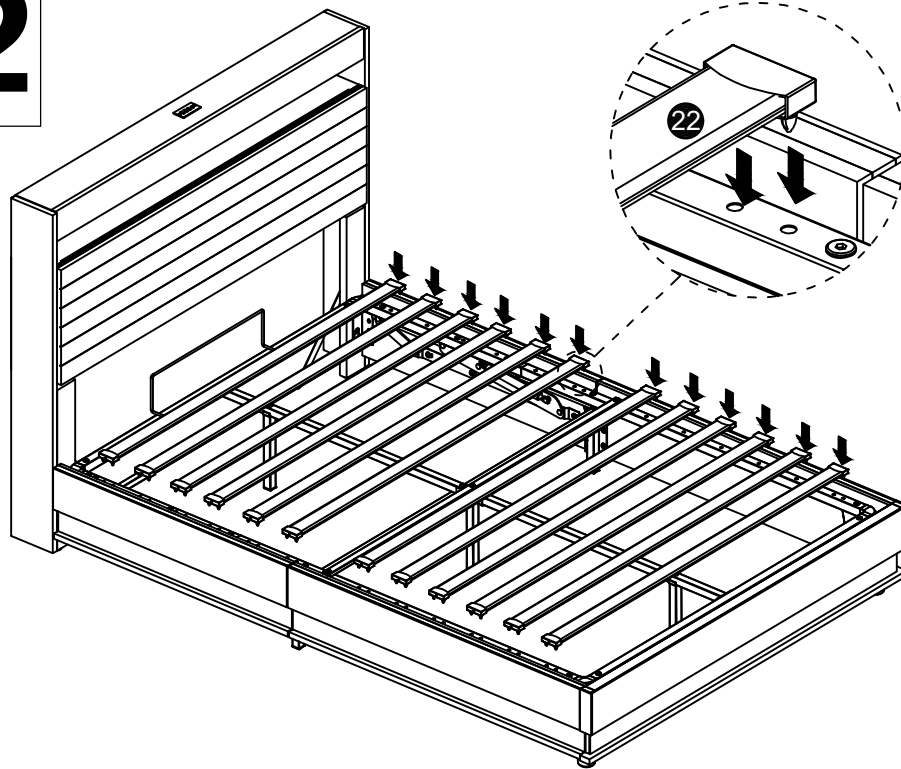


31

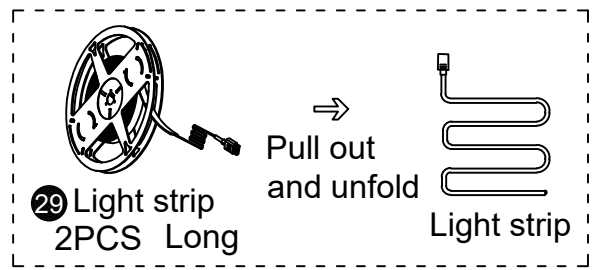


29/32

32



33

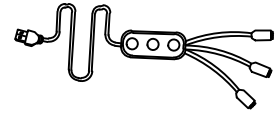


29 Light strip
2PCS Long

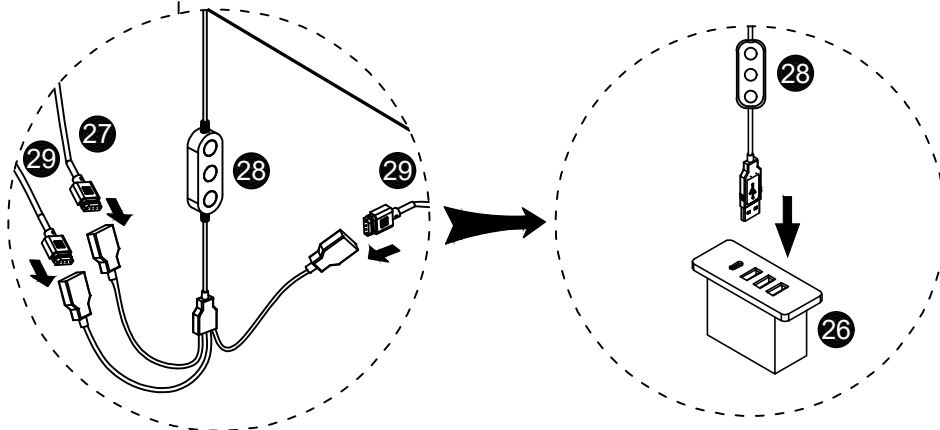
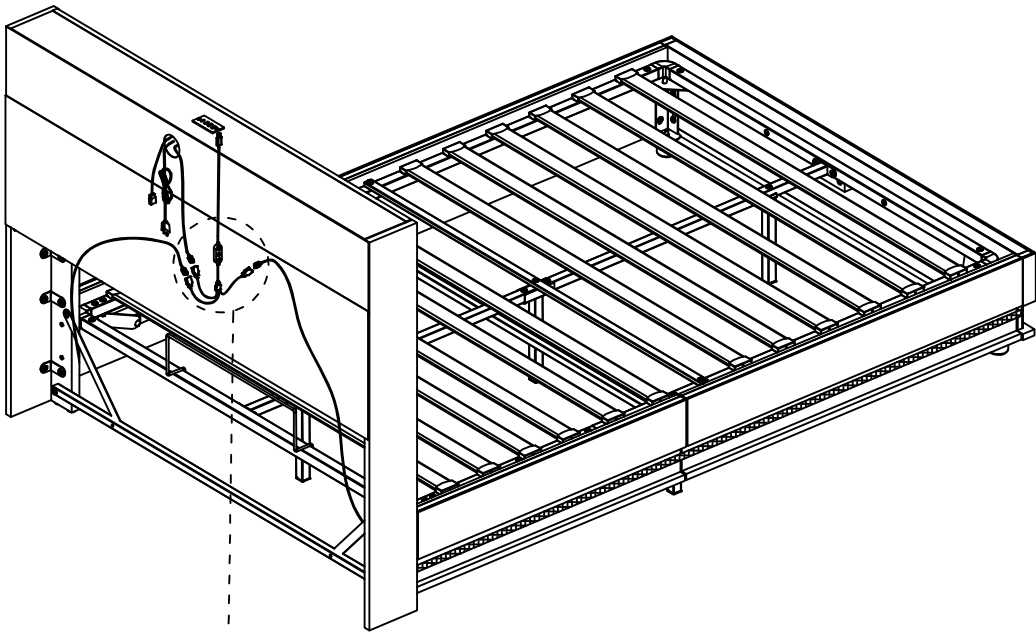
Light strip

29 X2

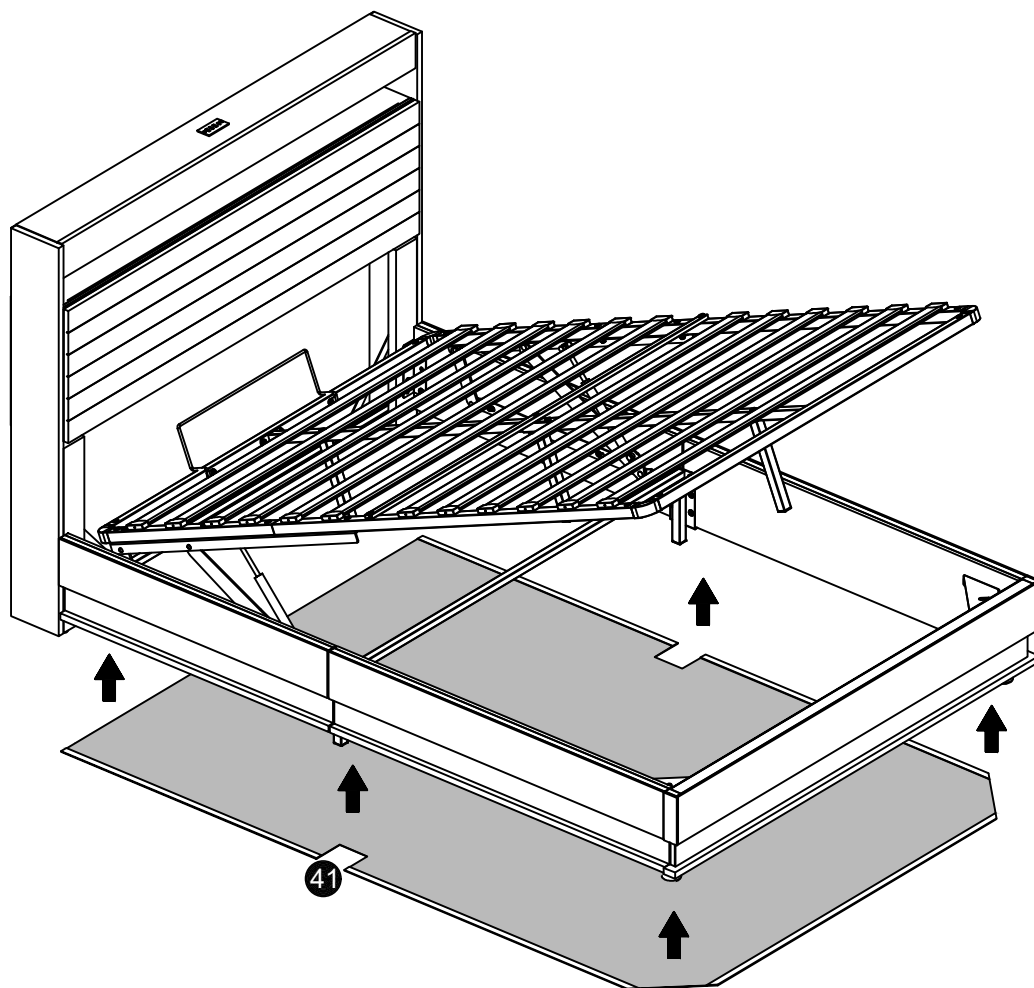
34



28 Power cord
1PC



35



Verification of Compliance

Verification No.:	MK23020083-P01C01
Name and address of Applicant:	Shenzhen Hongzhengyu Technology Co., LTD Shenzhen baoan district rock street industrial science and technology industrial park of 2 Haitian lanyu 3 5 floor of A
Name and address of Manufacturer:	Shenzhen Hongzhengyu Technology Co., LTD Shenzhen baoan district rock street industrial science and technology industrial park of 2 Haitian lanyu 3 5 floor of A
Product name:	Lamp strip HZY-2835-120D-12V, HZY-2835-30D-5V, HZY-2835-60D-5V, HZY-2835-120D-5V, HZY-2835-60D-12V, HZY-2835-60D-24V, HZY-2835-120D-24V, HZY-2835RGB-60D-5V, HZY-2835RGB-60D-12V, HZY-5050-30D-5V, HZY-5050-60D-5V, HZY-5050-30D-12V, HZY-5050-60D-12V, HZY-5050-60D-24V, HZY-5050RGB-30D-5V, HZY-5050RGB-60D-5V, HZY-5050RGB-30D-12V, HZY-5050RGB-60D-12V, HZY-5050RGB-60D-24V
Product model(s):	
Product trademark:	N/A

This verification confirms that the product meets the requirements of the following standard.

The conformity was demonstrated based on following standard(s) listed by European Commission as harmonized with Directive RoHS 2.0 Directive (EU) 2015/863 and (EU)2017/2102 amending Annex II to Directive 2011/65/EU

IEC 62321-1:2013	IEC 62321-3-1:2013
IEC 62321-4:2013/AMD1:2017	IEC 62321-5:2013
IEC 62321-6:2015	IEC 62321-7-1:2015
IEC 62321-7-2:2017	IEC 62321-8:2017

The verification has been carried out in accordance with individual rules and conditions agreed with the applicant. Evaluation has been carried out in accordance with:

Test report(s) No.:	MK23020083-P01C01
Test conducted by:	TMC Testing Services (Shenzhen) Co., Ltd.
Verification issue date:	February 25, 2023

Notes:

This verification refers to the above mentioned product and its conformity in regards of above mentioned standard(s) was proven on test sample.

This verification does not imply meeting all essential requirements, assessment of the series-production or any other restricted Notified Bodies conformity assessment procedure appropriate for the product.

This verification holder shall use this verification in connection to verification of conformity and technical data relevant for the product the verification was issued.

TMC Testing Services (Shenzhen) Co., Ltd.

t:86-755-86642861 cert@tmc-lab.com www.tmc-lab.com

1st Floor, Block A1, Zone A, Xinshidai Gongrong Industrial Park, No. 2, Shihuan Road, Shiyuan Street, Baoan District, Shenzhen, China



Shenzhen ZKT Technology Co., Ltd.

1/F, No. 101, Building B, No. 6, Tangwei Community Industrial Avenue,
Fuhai Street, Bao'an District, Shenzhen, China



Certificate of Compliance

Certificate Number: ZKT-250327L5653C

- Certificate's Holder** : Guangdong Zhangong Electric Technology Co., Ltd
701, Building 29, zhifuyuan Industrial Zone, Xingtan town,
Shunde District, Foshan City, Guangdong Province
- Manufacturer** : Guangdong Zhangong Electric Technology Co., Ltd
701, Building 29, zhifuyuan Industrial Zone, Xingtan town,
Shunde District, Foshan City, Guangdong Province
- Trade Mark** : /
- Product** : Mountable USB Hub/USB CHARGER
- Model(s)** : ZG-USB-12-B
ZG-USB-12, ZG-USB-12-C
- Test Standard** : EN 61558-2-16:2009+A1:2013 used in conjunction with
EN IEC 61558-1:2019

This Attestation of Compliance is issued on a voluntary basis for electrical equipment below the voltage limits of Low Voltage Directive 2014/35/EU. The essential requirements are fulfilled accordingly based on the technical specifications applicable at the time of issuance. See also notes overleaf. It is only valid in connection with the test report number: ZKT-250327L5653S.



This Certificate of Conformity is based on single evaluation of the submitted sample(s) of the above mentioned product. It does not imply an assessment of the whole product and relevant Directives to be observed.



Attestation of Compliance

Attestation No. : LCSA11254144E

Approval Holder : Dongguan Yihong Hardware Electronics Co., Ltd

Address : Room 1106, No.2, Shangheng Road, Chang'an Town, Dongguan

Manufacturer : Dongguan Yihong Hardware Electronics Co., Ltd

Address : Room 1106, No.2, Shangheng Road, Chang'an Town, Dongguan

Brand Name : N/A

Product : LED controller

Type/Model Name : YH-6183, YH-252, YH-284, YH-290, YH-287, YH-358, YH-360, YH-6180, YH-6184

H/S Version : HW: /
SW: /

Attestation of the technical design of the radio equipment according to the following essential requirements set out in article 3 of the RED 2014/53/EU:

Article 3.1a): Health and Safety	Conform
Article 3.1b): Electromagnetic Compatibility	Conform
Article 3.2: Effective Use of the Radio Spectrum	Conform
CE-marking	

Marking Example (Class 1)



This attestation is issued in accordance with the Directive 2014/53/EU of the European Parliament and of the Council of 16 April 2014 on the harmonisation of the laws of the Member States relating to the making available on the market of radio equipment.

December 16, 2024

Date of issue



Manager



Annex



Applied Standards and Test Reports

Standard	Laboratory	Test Report Number
ETSI EN 301 489-1 V2.2.3 (2019-11) ETSI EN 301 489-17 V3.3.1 (2024-09) EN 55032:2015/A11:2020 EN 55035:2017/A11:2020	Shenzhen LCS Compliance Testing Laboratory Ltd.	LCSA11254144EA
ETSI EN 300 328 V2.2.2 (2019-07)	Shenzhen LCS Compliance Testing Laboratory Ltd.	LCSA11254144EB LCSA11254144EC
EN IEC 62311:2020	Shenzhen LCS Compliance Testing Laboratory Ltd.	LCSA11254144ED
EN IEC 62368-1:2020+A11:2020	Shenzhen LCS Compliance Testing Laboratory Ltd.	LCSA11254143S

General Remarks:

1. This conformity assessment is limited to the essential requirements of the RED Directive.
Only products fulfilling all essential requirements of all applicable new approach directives may be placed on the market and put into service.
2. Products in compliance with all provisions of the applicable directives providing for the CE marking must bear this marking.
3. The manufacturer shall take all measures necessary so that the manufacturing process and its monitoring ensure conformity of the manufactured radio equipment with the approved type described in the Attestation of Compliance and with the requirements of Directive 2014/53/EU that apply to it.
4. This device also contains frequency bands that are not operational in EU member states.
Only the frequency bands used in European Union have been assessed for this attestation.
5. The manufacturer shall draw up a written EU declaration of conformity for each radio equipment type and keep it at the disposal of the national authorities for 10 years after the radio equipment has been placed on the market. The EU declaration of conformity shall identify the radio equipment type for which it has been drawn up. A copy of the EU declaration of conformity shall be made available to the relevant authorities upon request.





Importeur	Decobus Handel GmbH		
Adresse	Innungsstraße 9,21244 Buchholz,Deutschland		
Email/URL	https://www.decobusgroup.de		
Hersteller	Dongguan Yihong Hardware Electronics Co.. Ltd		
Adresse	Room 1106.No.2,Shangheng Road, Chang an Town		
Email/URL	414564409@qq.com		
Partienumm	202507		
Hergestellt in	China		
Produkt:LED Controller Modell: YH-358			
Nennspannung:5 V Nennfrequenz: 50/60Hz Leistung: 15W			
	<table border="1"><tr><td>EC</td><td>REP</td></tr></table> Decobus Handel GmbH Innungsstraße 9,21244 Buchholz,Deutschland https://www.decobusgroup.de	EC	REP
EC	REP		



Importeur	Decobus Handel GmbH		
Adresse	Innungsstraße 9,21244 Buchholz,Deutschland		
Email/URL	https://www.decobusgroup.de		
Hersteller	Shenzhen Hongzhengyu Technology Co., LTD		
Adresse	Shenzhen baoan district rock street industrial science and technology industrial park of 2 Haitian lanyu 3 5 floor of A		
Email/URL	522495222@qq.com		
Partienumm	202507		
Hergestellt in	China		
Produkt:LED soft light strip Model:HZY-5050RGB-30D-5V			
Nennspannung:5 V Nennfrequenz: 50/60Hz Leistung: 4.5W/M			
	<table border="1"><tr><td>EC</td><td>REP</td></tr></table> Decobus Handel GmbH Innungsstraße 9,21244 Buchholz,Deutschland https://www.decobusgroup.de	EC	REP
EC	REP		



Importeur	Decobus Handel GmbH		
Adresse	Innungsstraße 9,21244 Buchholz,Deutschland		
Email/URL	https://www.decobusgroup.de		
Hersteller	Guangdong Zhongong Electrical Technology Co., LTD		
Adresse	701, Building 29, Zhifu Garden, Xingtan Town, Shunde District, Foshan City		
Email/URL	610488898@qq.com		
Partienumm	202507		
Hergestellt in	China		
Produkt: MOUNTABLE USB Hub/USB CHARGER Model:ZG-USB-12			
Input: 100-240V 50/60HZ			
<table border="1"><tr><td>EC</td><td>REP</td></tr></table>	EC	REP	Decobus Handel GmbH Innungsstraße 9,21244 Buchholz,Deutschland https://www.decobusgroup.de
EC	REP		