


# PUDDING L/R

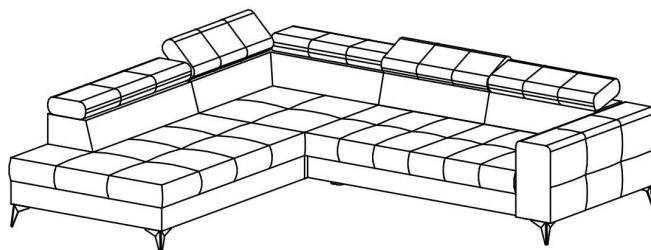
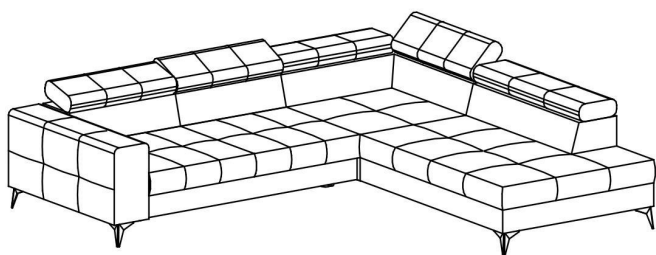
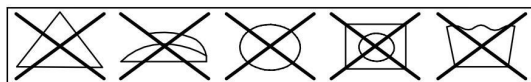


30min

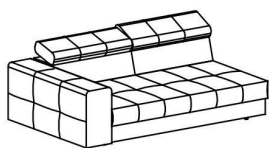


- (D) Montageanleitung
- (NL) Handleiding voor de montage
- (TR) Montaj talimatı
- (F) Notice de montage
- (CZ) Montážní návod
- (GB) Assembly instructions

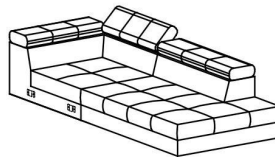
- (HU) Szerelési útmutató
- (PL) Instrukcja montażu
- (RU) Инструкция по монтажу
- (IT) Istruzioni di montaggio
- (SK) Návod na montáž
- (RO) Instrucțiuni de montaj



P1/2



P2/2

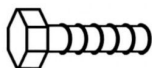


A



x6

B



x12

C

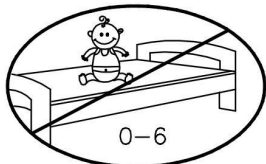


x4

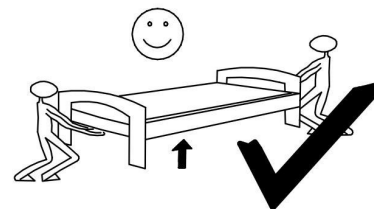

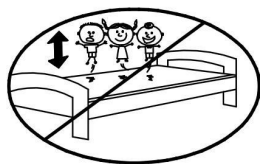
D



x4

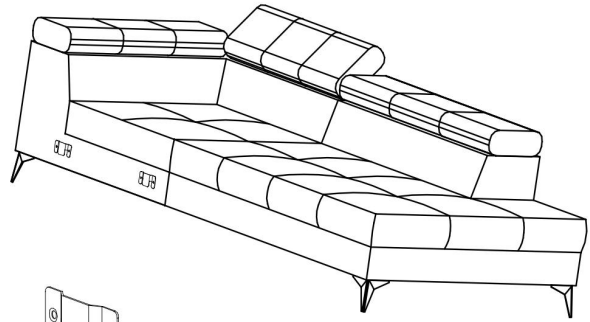
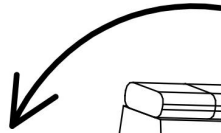
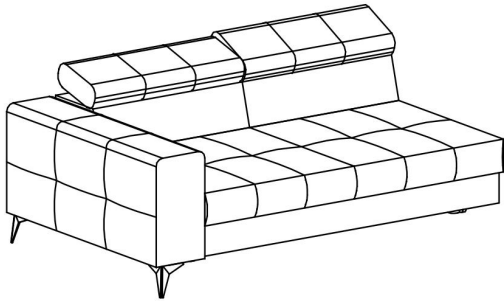
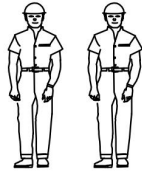


0-6





II



III

