

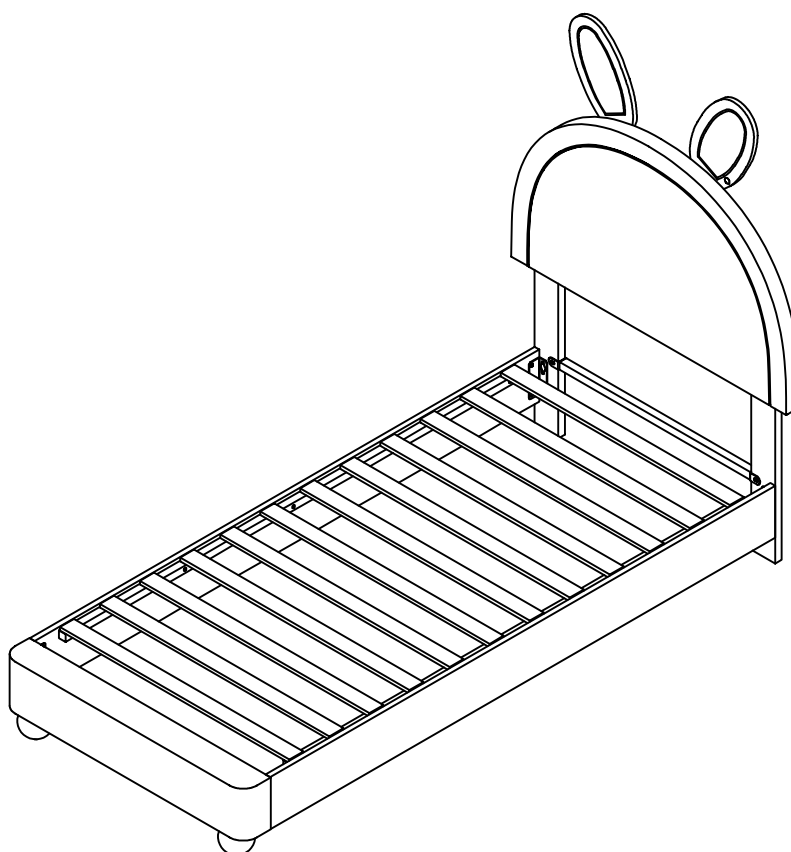
# MONTAGEANLEITUNG//ASSEMBLY INSTRUCTION

Artikelnummer/Item Number:N622P415257  
N622P415258

Unser Bett wird in 2 Paketen geliefert. Die Lieferzeit dieser 2 Pakete können abweichen bitte haben Sie etwas Geduld und vielen Dank für Ihr Verständnis.

Our bed will be sent to you in 2 packages. The delivery time for these 2 parcels may be different. Please be patient. Thank you for your understanding.

Bed:200\*90cm





**DE:** Vor dem Einbau die Schrauben in die Löcher stecken und festziehen, aber nicht bis 100%, 70% bis 80% anziehen reicht aus. Schließlich, nachdem alle Schrauben installiert sind, ziehen Sie alle Schrauben auf 100%.

Wenn Sie auf diese Probleme stoßen, wie z. B. Fehlausrichtung der Löcher oder Unfähigkeit, bestimmte Teile zu installieren, überprüfen Sie bitte, ob die Schrauben korrekt verwendet werden und passen Sie die Dichtigkeit der Schrauben an.

**UK:** Before installation, insert the screws into the holes and tighten them, but do not tighten them to 100%, 70% to 80% is sufficient. Finally, after all screws are installed, tighten all screws to 100%.

If you encounter these issues, such as if the holes cannot be aligned or some parts cannot be installed, please check if the screws are used correctly and adjust the tightness of the screws.

**FR:** Insérer la vis dans le trou avant la fin de l'assemblage, serrer la vis, mais ne pas serrer à 100%, 70% ~ 80% est correct. Enfin, une fois que toutes les vis sont bien serrées, toutes les vis sont serrées à 100%.

Si vous rencontrez ces problèmes, par exemple si les trous ne sont pas alignés ou si certaines pièces ne peuvent pas être montées, vérifiez que les vis sont utilisées correctement et Ajustez leur serrage.

## English

IMPORTANT ! KEEP FOR FUTURE REFERENCE : READ CAREFULLY

- To be assembled by an adult. Assembly must be checked by an adult before use
- **WARNING !** Keep all screws, small parts and plastic bags out of the reach of children
- Properly identify all parts before assembling
- Never use your item if any of its parts are broken or missing
- Should any problems arise, please contact our After Sales Service
- Manufacturer's instructions shall be followed at all times
- Care: Clean with a soft, dry cloth. In case of larger stains, carefully rub with a slightly damp, non-abrasive sponge
- Avoid the risk of fire by not placing furniture near sources of ignition or hot items
- Do not jump on the bed

## Deutsch

WICHTIG ! ZUM SPÄTEREN NACHSCHLAGEN AUFBEWAHREN: SORGFÄLTIG LESEN

- Muss von einem Erwachsenen zusammengebaut werden. Der Zusammenbau muss vor dem Gebrauch von einem Erwachsenen überprüft werden
- **WARNUNG!** Bewahren Sie alle Schrauben, Kleinteile und Plastikbeutel außerhalb der Reichweite von Kindern auf
- Kennzeichnen Sie vor dem Zusammenbau alle Teile richtig
- Benutzen Sie Ihren Artikel niemals, wenn Teile gebrochen sind oder fehlen
- Sollten Probleme auftreten, wenden Sie sich bitte an unseren Kundendienst
- Die Anweisungen des Herstellers sind stets zu befolgen
- Pflege: Mit einem weichen, trockenen Tuch reinigen. Bei größeren Flecken vorsichtig mit einem leicht feuchten, nicht scheuernden Schwamm abreiben. nicht scheuernden Schwamm
- Vermeiden Sie die Gefahr eines Brandes, indem Sie die Möbel nicht in der Nähe von Zündquellen oder heißen Gegenständen aufstellen
- Nicht auf das Bett springen

## Français

IMPORTANT ! CONSERVER POUR RÉFÉRENCE ULTÉRIEURE : LIRE ATTENTIVEMENT

- Le montage doit être effectué par un adulte. Le montage doit être vérifié par un adulte avant Utilisation
- **ATTENTION !** Tenir les vis, les petites pièces et les sachets en plastique hors de portée des enfants
- Identifiez correctement toutes les pièces avant de les assembler
- N'utilisez jamais votre article si l'une de ses pièces est cassée ou manquante
- En cas de problème, veuillez contacter notre service après-vente
- Les instructions du fabricant doivent être respectées à tout moment
- Entretien : nettoyer avec un chiffon doux et sec. En cas de taches plus importantes, frotter soigneusement avec une éponge non abrasive légèrement humide. légèrement humide et non Abrasive
- Évitez les risques d'incendie en ne plaçant pas les meubles à proximité de sources d'inflammation ou d'objets chauds
- Ne pas sauter sur le lit

## Italiano


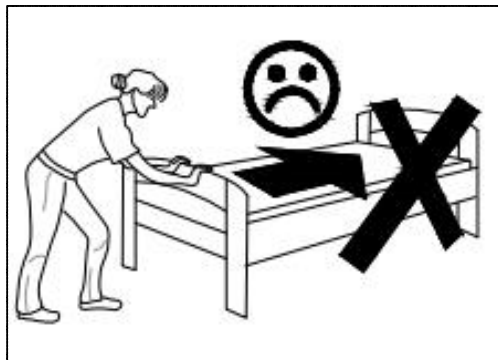
IMPORTANTE! CONSERVARE PER RIFERIMENTO FUTURO: LEGGERE ATTENTAMENTE

- Deve essere assemblato da un adulto. L'assemblaggio deve essere controllato da un adulto prima dell'uso
- **ATTENZIONE!** Tenere tutte le viti, le piccole parti e i sacchetti di plastica fuori dalla portata dei bambini
- Identificare correttamente tutte le parti prima dell'assemblaggio
- Non utilizzare mai l'articolo se alcune parti sono rotte o mancanti
- In caso di problemi, si prega di contattare il nostro Servizio Post Vendita
- Le istruzioni del produttore devono essere sempre seguite
- Cura: Pulire con un panno morbido e asciutto. In caso di macchie più estese, strofinare accuratamente con una spugna leggermente umida e nonspugna leggermente umida e non abrasiva
- Evitare il rischio di incendio, non collocando i mobili vicino a fonti di accensione o a oggetti caldi
- Non saltare sul letto

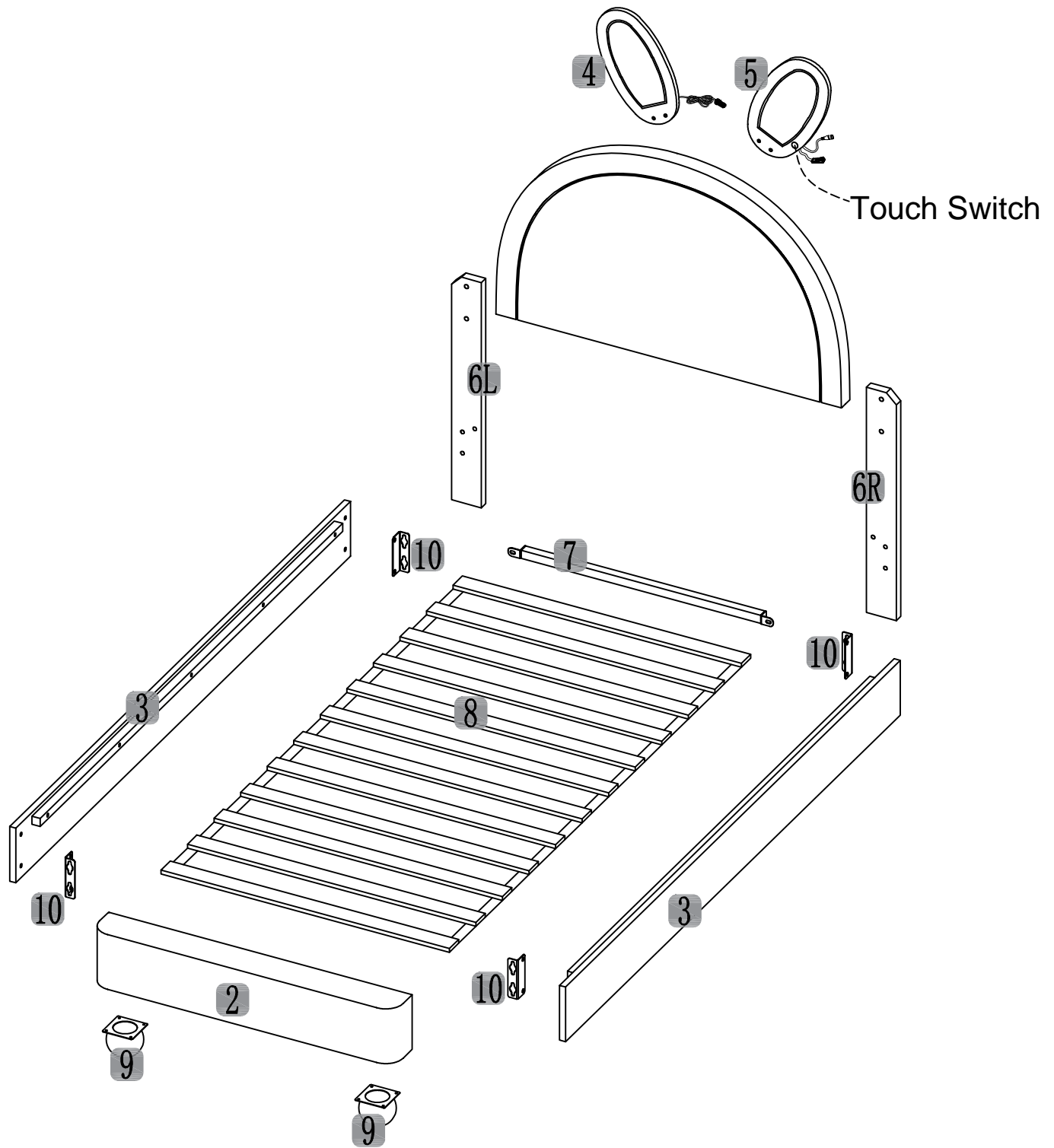
## Español

¡IMPORTANTE ! CONSERVELO PARA FUTURAS CONSULTAS: LEA ATENTAMENTE

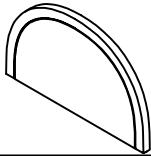


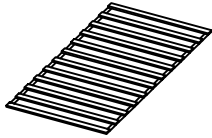
- Debe ser montado por un adulto. El montaje debe ser comprobado por un adulto antes del uso
- **ADVERTENCIA** Mantenga todos los tornillos, piezas pequeñas y bolsas de plástico fuera del alcance de los niños.
- Identifique correctamente todas las piezas antes de montarlas
- Nunca utilice su artículo si alguna de sus piezas está rota o falta
- Si surge algún problema, póngase en contacto con nuestro Servicio Postventa
- Las instrucciones del fabricante deben seguirse en todo momento
- Cuidado: Limpiar con un paño suave y seco. En caso de manchas más grandes, frote cuidadosamente con una esponja no abrasiva ligeramente humedecida.
- Evite el riesgo de incendio no colocando los muebles cerca de fuentes de ignición u objetos calientes.
- No saltar sobre la cama.



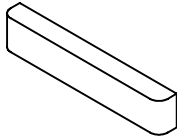
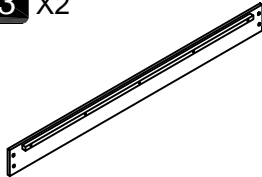


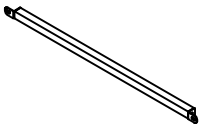
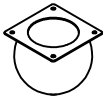

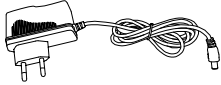
# Stückliste




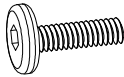




## Part List-Teileliste-Liste des pièces N622P415257

<b>1</b> X1 	<b>4</b> X1 	<b>5</b> X1 	<b>8</b> X1 
--	--	--	--

## Part List-Teileliste-Liste des pièces N622P415258

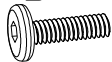
<b>2</b> X1 	<b>3</b> X2 	<b>6L</b> X1 	<b>6R</b> X1 
<b>7</b> X1 	<b>9</b> X2 	<b>10</b> X4 	<b>P</b> X1 

## Hardware List-Hardware-Liste-Liste du matériel N622P415258


 <b>A</b> M8x20mm Bolt 18pcs	 <b>B</b> M8x40mm Bolt 4pcs	 <b>C</b> M6x30mm Bolt 4pcs	 <b>D</b> 4x20mm Bolt 8pcs	 <b>E</b> Flat Washer 8PCS
 <b>F</b> Allen Key 1pc				

**1**


**B** × 4  
M8×40mm




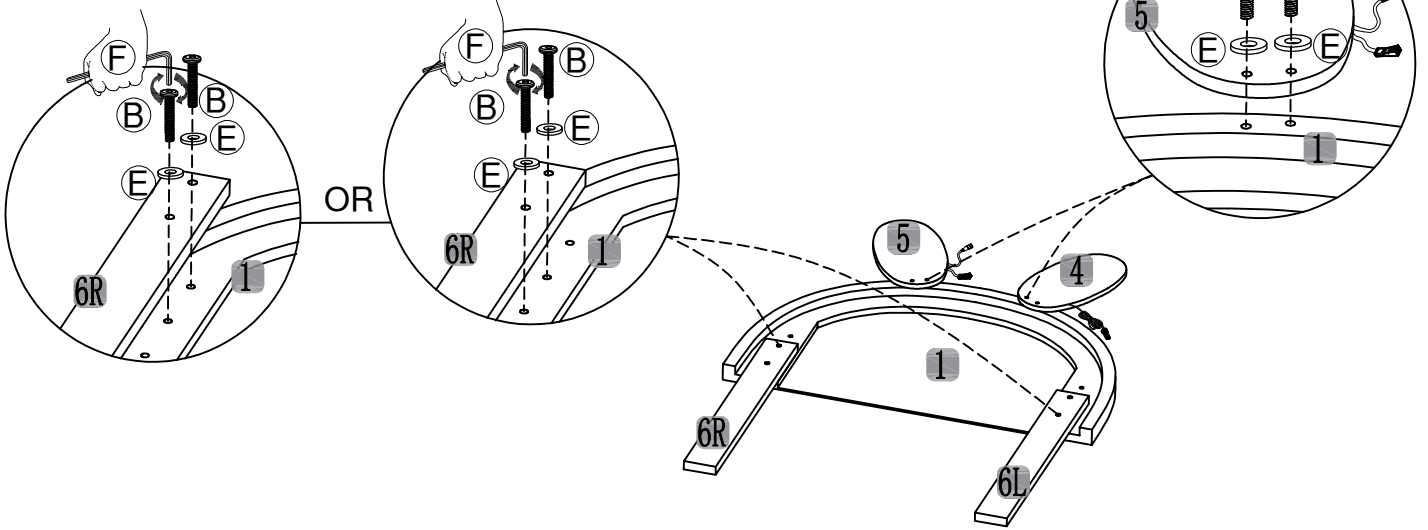
**C** × 4  
M6×30mm



**E** × 8



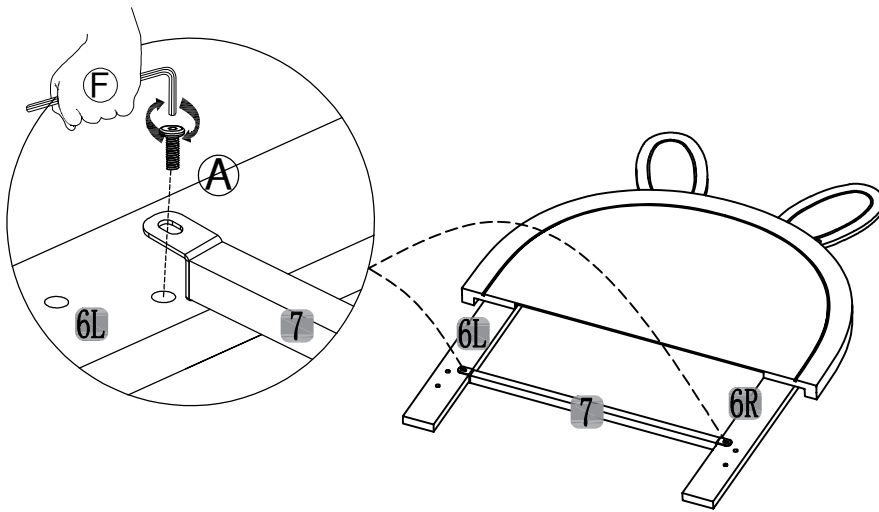
**F** × 1


**2**


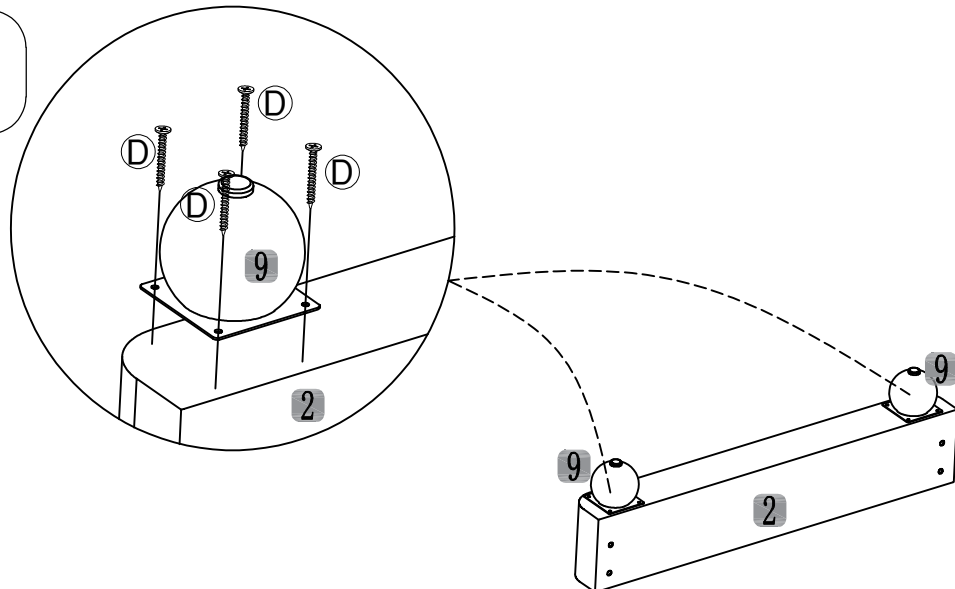
**A** × 2  
M8×20mm



**F** × 1

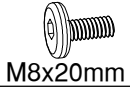

**3**

**D** × 8  
4×20mm

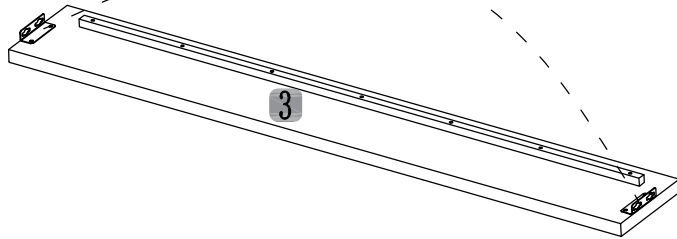
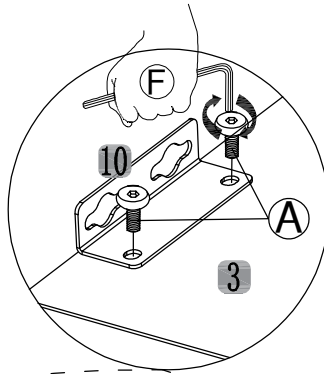



4

A × 8



F × 1



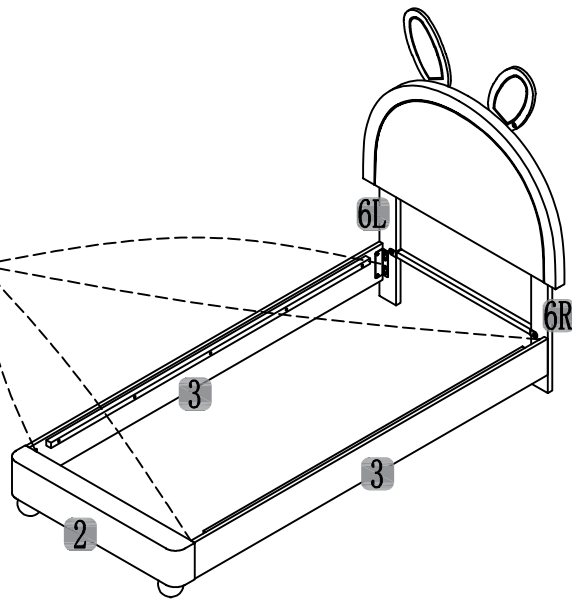
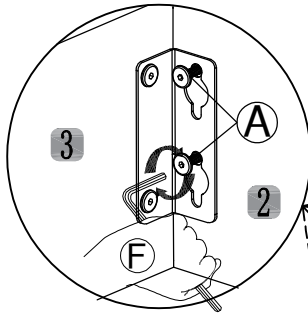
X2

5

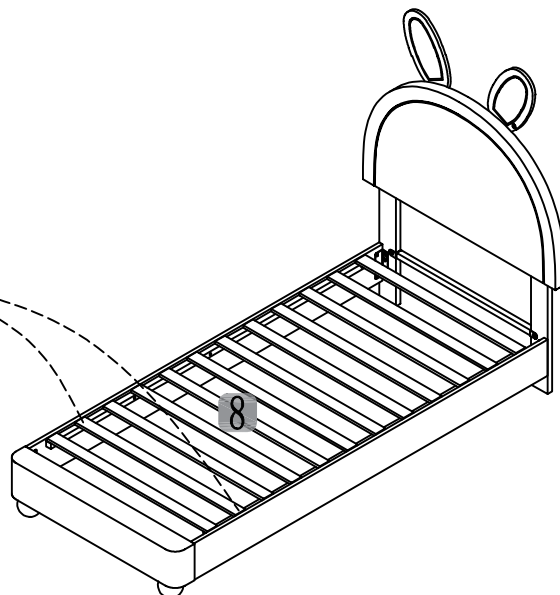
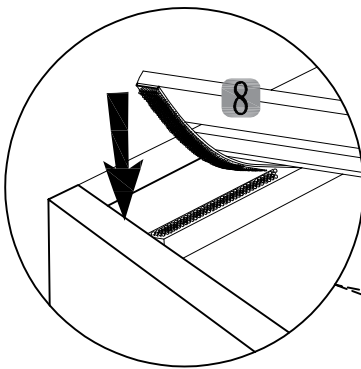
A × 8



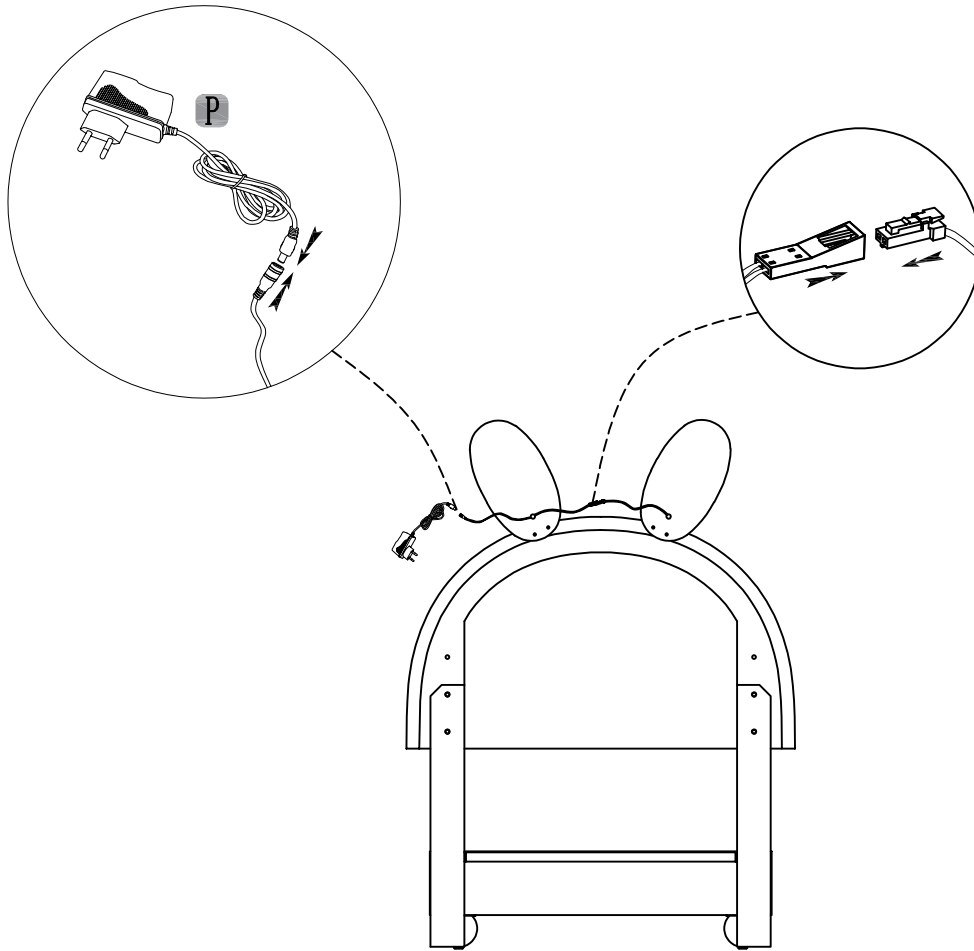
F × 1



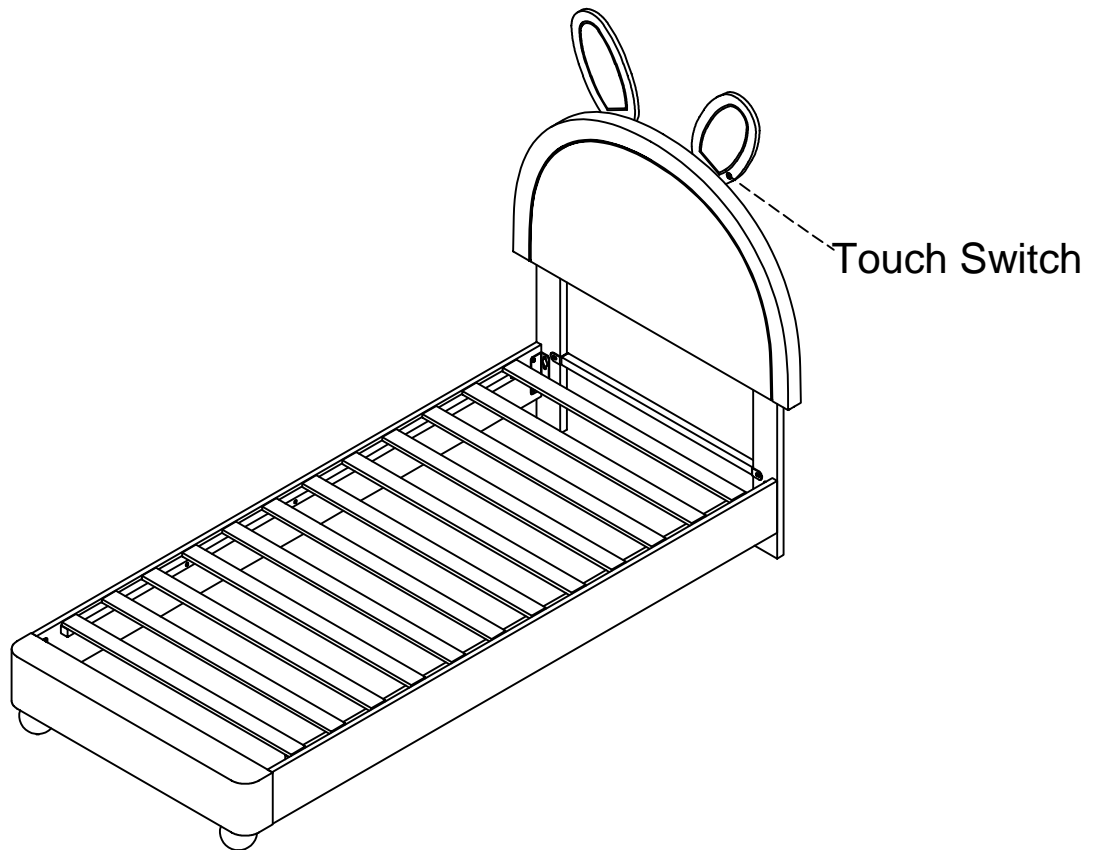
6



7



8



# Certificate

Certificate Number: UNIA22051009EC-11



Product: Power Adapter

Applicant: Zhongshan Yabo Electronic Technology Co., Ltd.  
4/f, 23 Kwong Lok Centre road, Lianfeng, Xiaolan, Zhongshan

Manufacturer: Zhongshan Yabo Electronic Technology Co., Ltd.  
4/f, 23 Kwong Lok Centre road, Lianfeng, Xiaolan, Zhongshan

Model No.: YB-1236, YB-1224, YB-1212

Trade Name: 雅之博

Test Methods: EN IEC 55015:2019/A11:2020  
EN IEC 61000-3-2:2019/A1:2021  
EN 61000-3-3:2013/A2:2021/AC:2022-01  
EN 61547:2009

The laboratory tested the product provided by the applicant according to the above test methods. According to the test results, the product conforms to EMC Directive (2014/30/EU) issued by the European Commission. It is possible to use CE marking to demonstrate the compliance with EMC Directive.

The certificate applies to the tested sample above mentioned only and shall not imply an assessment of the whole production. It is only valid in connection with the test report number: UNIA22051009ER-11.

May 25, 2022  
Issue Date

Hoffer Lau



## Shenzhen United Testing Technology Co., Ltd.

Shenzhen: 2/F, Annex Building, Jiahuangyuan Tech Park, No.365, Baotian 1st Road, Tiegang, Xixiang Street, Bao'an District, Shenzhen, Guangdong, China/518050  
Guangzhou: No.47-3, Industrial Road, Zhushan, Dalong Street, Panyu District, Guangzhou, Guangdong, China/511450  
Tel: +86-755-86180996/+86-020-39277769 Fax: +86-0755-86180156  
Web Site: www.uni-lab.hk/ E-mail: hofferlau@uni-lab.hk

Certificate of Compliance

Сертификат сертификации диплоmes 認証書 인증서 Сертификат сертификации диплоmes 認証書 인증서

# CERTIFICATE OF CONFORMITY

Certificate No.: KEYS240524062001EM-02

Applicant : Foshan Wei Guang Te Lighting Technology Co.,Ltd.  
Address : No.177,Bai'an South Road,Cangmen community Jun'an Town, Shunde District,Foshan City,Guangdong Province,China

Manufacturer : Foshan Wei Guang Te Lighting Technology Co.,Ltd.  
Address : No.177,Bai'an South Road,Cangmen community Jun'an Town, Shunde District,Foshan City,Guangdong Province,China

Trade mark : Wei Guang Te  
Product : LED Light Bar  
Model No. : WGT-A221116-12W,WGT-M2706-12W,WGT-M1808-12W, WGT-A250618-12W,WGT-A151010-12W,WGT-A221116-3W, WGT-A221116-5W,WGT-A221116-7W,WGT-A221116-9W, WGT-A221116-10W,WGT-M2706-3W,WGT-M2706-5W, WGT-M2706-7W,WGT-M2706-9W,WGT-M2706-10W,WGT-M1808-3W, WGT-M1808-5W,WGT-M1808-7W,WGT-M1808-9W,WGT-M1808-10W, WGT-A250618-3W,WGT-A250618-5W,WGT-A250618-7W, WGT-A250618-9W,WGT-A250618-10W,WGT-A250618-3W, WGT-A250618-5W,WGT-A250618-7W,WGT-A250618-9W, WGT-A250618-10W,WGT-A151010-3W,WGT-A151010-5W, WGT-A151010-7W,WGT-A151010-9W,WGT-A151010-10W

The submitted sample of the above equipment has been tested and found to comply with the following European Directive:

EMC Directive - 2014/30/EU

The standard(s) used for showing compliance with the essential requirements:

Applicable Standard(s) EN IEC 55015:2019+A11:2020  
EN IEC 61547:2023  
EN IEC 61000-3-2:2019+A1:2021  
EN 61000-3-3:2013+A1:2019+A2:2021

This certificate is part of the full test report(s) and should be read in conjunction with the test report: KEYS240524062001EM-02.

This certificate is based on an evaluation of one sample of above mentioned product. It does not imply assessment of the production of the product. Without the written approval of Guangdong KEYS Testing Technology Co., Ltd., this certificate is not permitted to be reproduced, except in full. It is not permitted to use the test lab's logo. The CE marking may only be used if all the relevant and effective European Directives are applicable.



Date: May 31, 2024

## Guangdong KEYS Testing Technology Co., Ltd.

Address: Building 1, No.18, Shihuan Road, Dongcheng Subdistrict, Dongguan, Guangdong, China  
104, No.4, Fumin Street, Shilong, Dongguan, Guangdong, China  
Tel: + 86-0769-85798319 http://www.keys-lab.com E-mail: info@keys-lab.com