

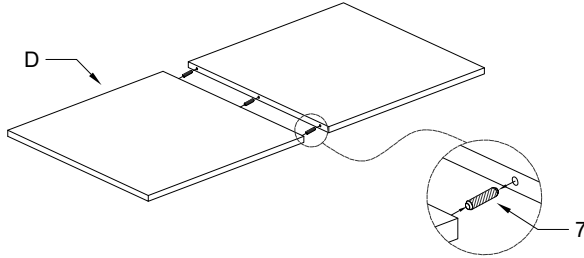
ASSEMBLY INSTRUCTION

Model: DT9802

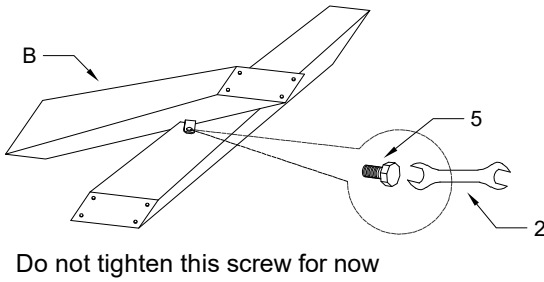
Model: Dining table

Thank you for purchasing this quality product, be sure to check all the packing materials carefully. When you received, please pay attention to the products, which may cause deformed during the shipment.

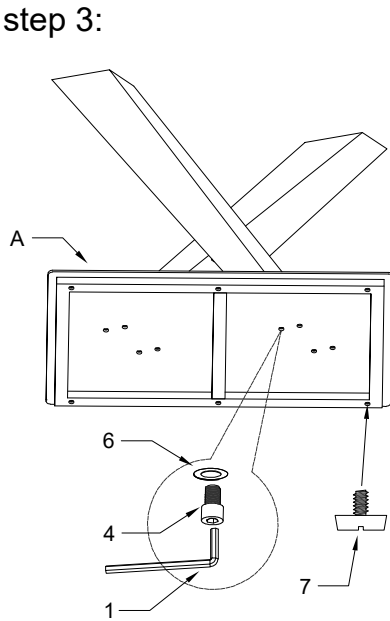
step 1:



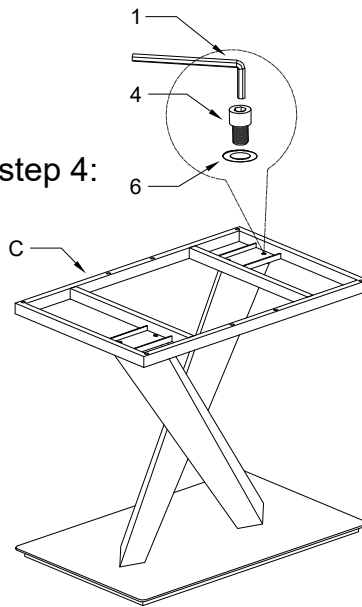
step 2:



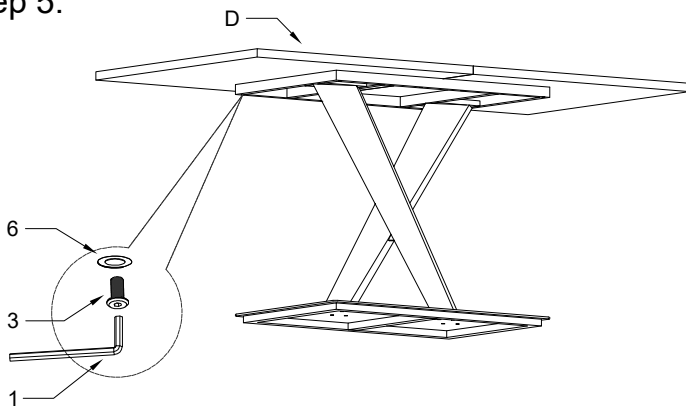
step 3:



step 4:



step 5:




PART LIST

NO.	Designation	Quantity	Diagram
A	Chassis	1	
B	metal pillar	2	
C	Table top frame	1	
D	Table top	2	

HARDWARE LIST

NO.	Designation	Quantity	Size	Diagram
1	Allen key	2	M5 M6	
2	Wrench	1	M8	
3	Screw	8	M8*45	
4	Screw	16	M8*16	
5	Screw	1	M8*10	
6	Washer	24	Dia17mm	
7	wood	3	φ8*30	
8	leveling foot	6	M8	



Finished

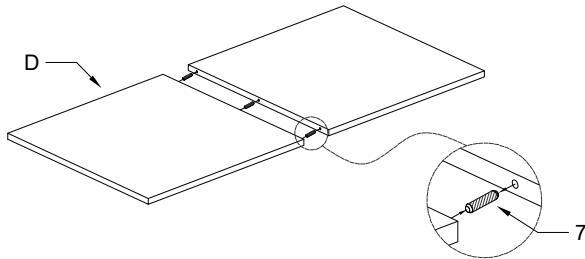
MONTAGEANLEITUNG

Modell: DT9802

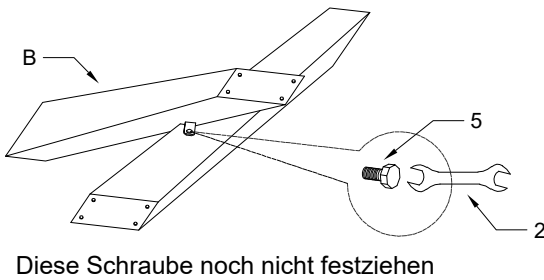
Modell: Esstisch

Vielen Dank für den Kauf dieses qualitativ hochwertigen Produkts. Bitte prüfen Sie alle Verpackungsmaterialien sorgfältig. Bei Erhalt beachten Sie das Produkt, da es während der Lieferung deformiert worden sein könnte.

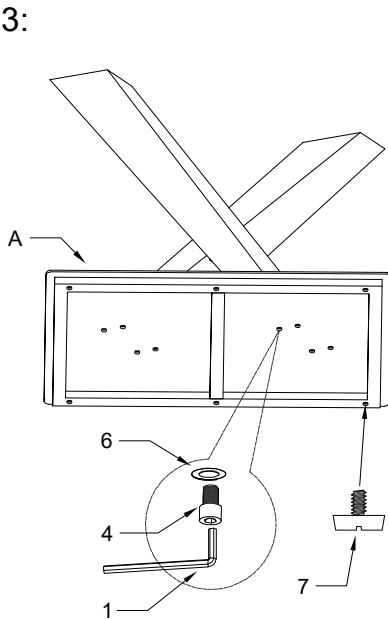
1:



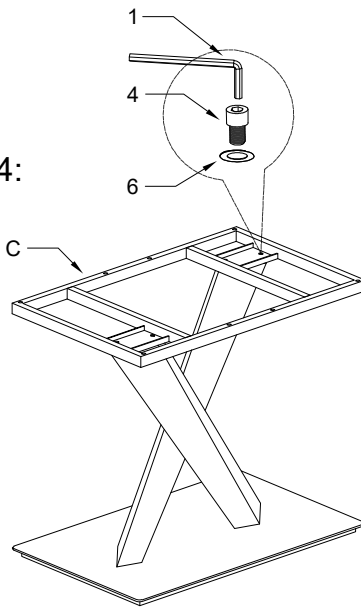
2:



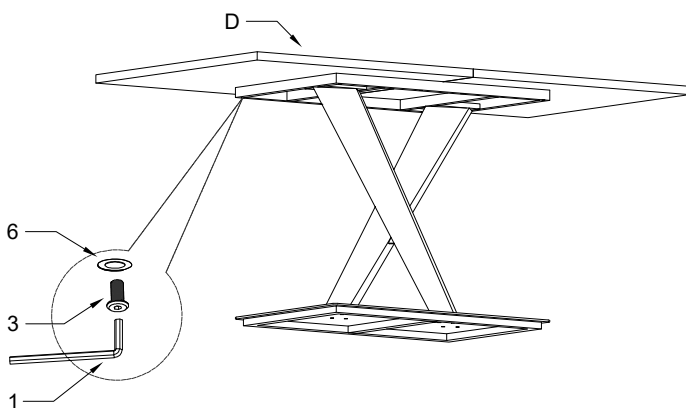
3:



4:



5:




TEILLISTE

NR.	Bezeichnung	Menge	Z eichnung
A	Gestell	1	
B	Metallsäule	2	
C	Tischplattenrahmen	1	
D	Tischplatten	2	

HARDWARE-LISTE

NR.	Bezeichnung	Menge	Größe	Z eichnung
1	Innensechskant-Schlüssel	2	M5 M6	
2	Schlüssel	1	M8	
3	Schraube	8	M8*45	
4	Schraube	16	M8*16	
5	Schraube	1	M8*10	
6	Dichtung	24	Dia17mm	
7	Holzteil	3	φ8*30	
8	Nivellierfüße	6	M8	



Fertig

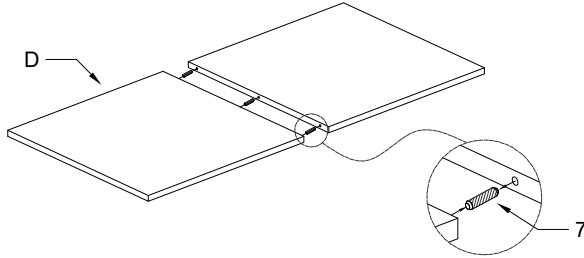
MODE D'EMPLOI D'ASSEMBLAGE

Modèle: DT9802

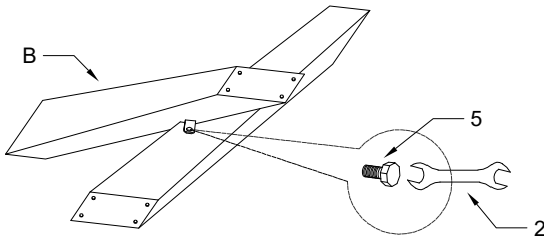
Modèle: Table à manger

Merci d'avoir acheté ce produit de qualité. Veuillez vérifier attentivement tous les matériaux d'emballage. À la réception, veuillez prêter attention au produit, qui pourrait avoir été déformé pendant l'expédition.

1:

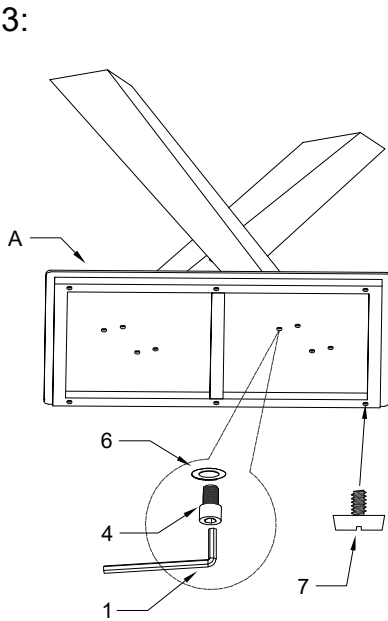


2:

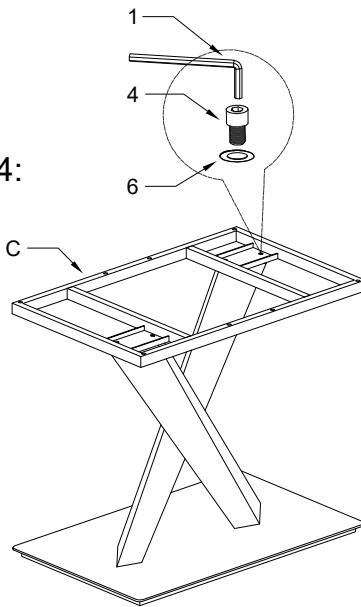


Ne pas serrer cette vis pour l'instant

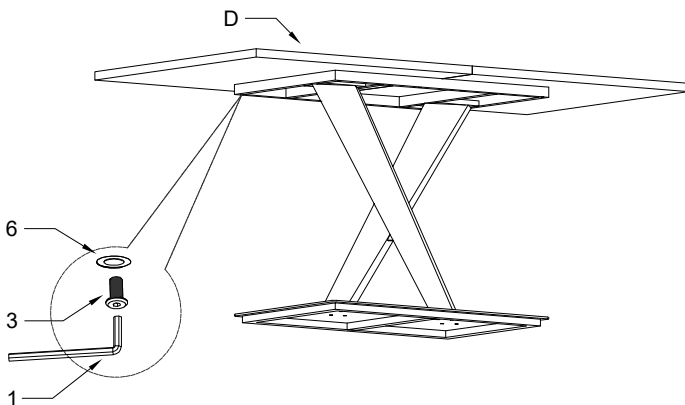
3:



4:



5:




LISTE DES PIÈCES

N°	Désignation	Quantité	Schéma
A	Châssis	1	
B	piilier métallique	2	
C	Cadre de plateau de table	1	
D	Plateaux de table	2	

LISTE DES PIÈCES D'HARDWARE

N°	Désignation	Quantité	Taille	Schéma
1	Clé Allen	2	M5 M6	
2	clé	1	M8	
3	V IS	8	M8*45	
4	V IS	16	M8*16	
5	V IS	1	M8*10	
6	Clé à tourner	24	Dia17mm	
7	Pièce en bois	3	φ8*30	
8	Pieds à niveler	6	M8	



Terminé

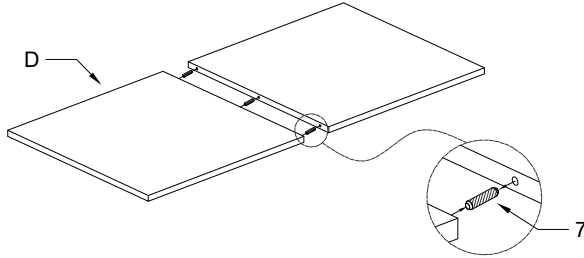
INSTRUCCIONES DE MONTAJE

Modelo: DT9802

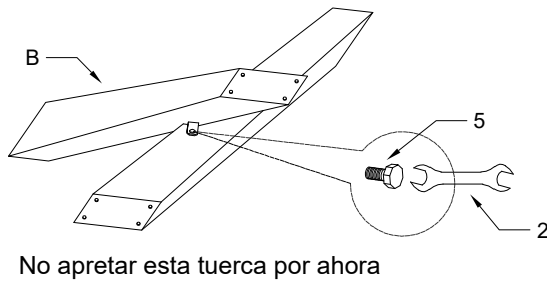
Modelo: Mesa de comedor

Gracias por comprar este producto de calidad. Asegúrese de revisar todos los materiales de embalaje cuidadosamente. Al recibirlo, preste atención al producto, que podría haberse deformado durante el envío.

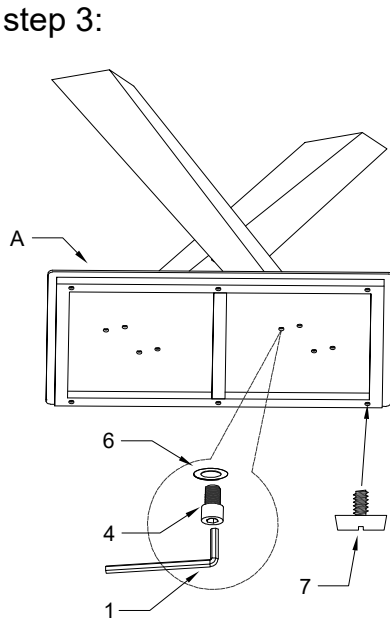
step 1:



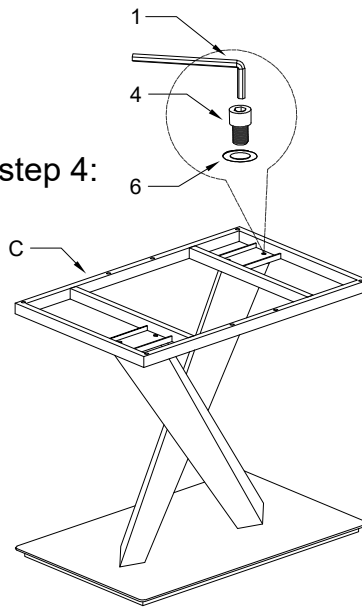
step 2:




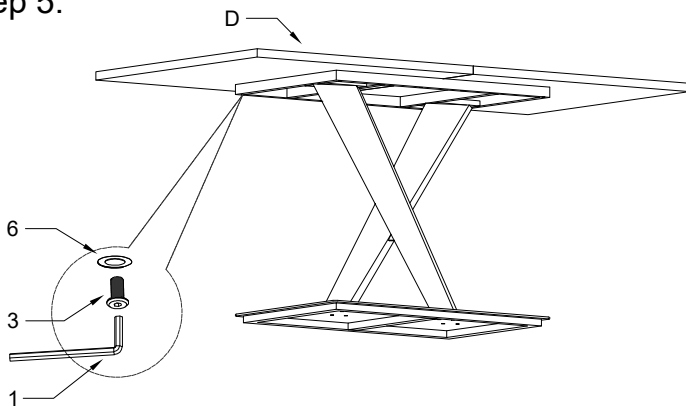
step 3:



step 4:



step 5:



Terminado

LISTA DE PIEZAS

N°	Designación	Cantidad	Diagrama
A	Chassis	1	
B	pilar metálico	2	
C	Marco de la superficie de la mesa	1	
D	Superficies de la mesa	2	

LISTA DE HARDWARE

N°	Designación	Cantidad	Tamaño	Diagrama
1	Llave Allen	2	M5 M6	
2	Llave fija	1	M8	
3	Tornillo	8	M8*45	
4	Tornillo	16	M8*16	
5	Tornillo	1	M8*10	
6	Arandela	24	Dia17mm	
7	Pieza de madera	3	φ8*30	
8	Pies de nivelación	6	M8	

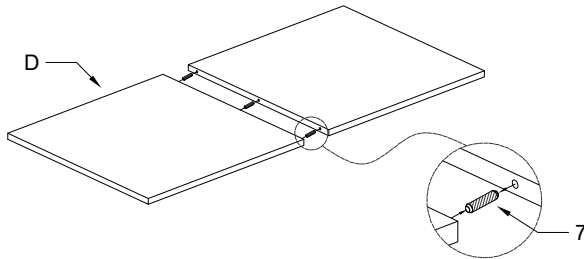
ISTRUZIONI PER L'ASSEMBLAGGIO

Modello: DT9802

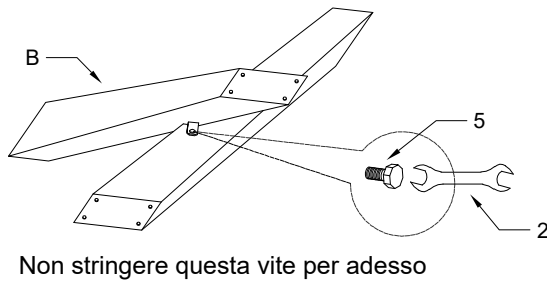
Modello: Tavolo da pranzo

Grazie per aver acquistato questo prodotto di qualità. Assicurarsi di controllare attentamente tutti i materiali di imballaggio. Alla ricezione, prestare attenzione al prodotto, che potrebbe essere stato deformato durante la spedizione.

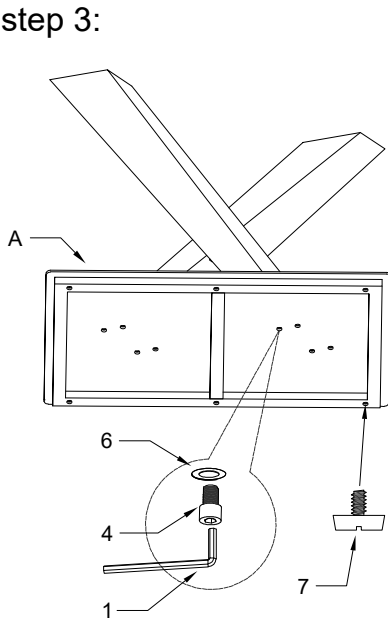
step 1:



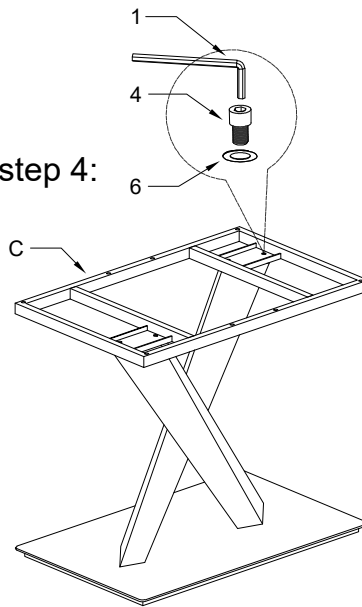
step 2:



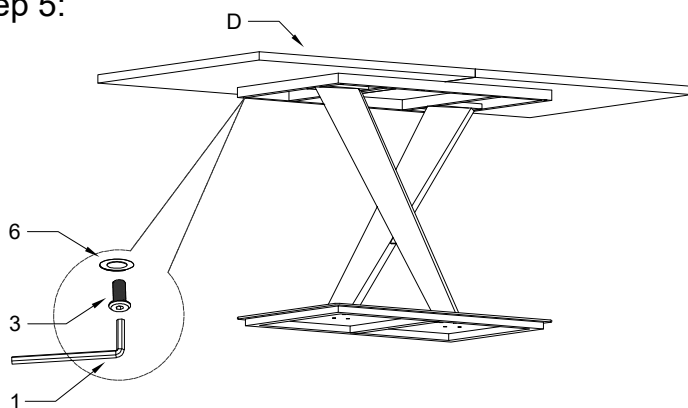
step 3:



step 4:



step 5:




ELENCO DELLE PARTI

N°	Designazione	Quantità	Diagramma
A	Chassis	1	
B	pilastro metallico	2	
C	Cornice del piano del tavolo	1	
D	Piani del tavolo	2	

ELENCO DEGLI HARDWARE

N°	Designazione	Quantità	Dimensione	Diagramma
1	Chiave Allen	2	M5 M6	
2	Chiave a brugola	1	M8	
3	Vite	8	M8*45	
4	Vite	16	M8*16	
5	Vite	1	M8*10	
6	guarnizione	24	Dia17mm	
7	Pezzo di legno	3	φ8*30	
8	Piedini livellanti	6	M8	



Finito