

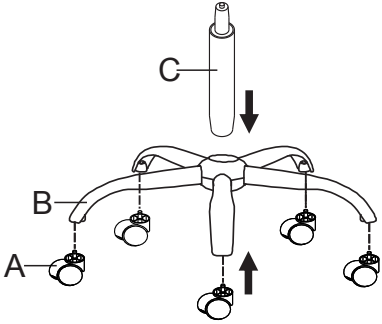
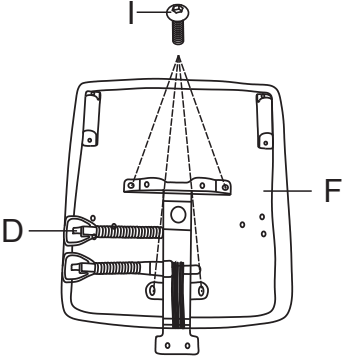
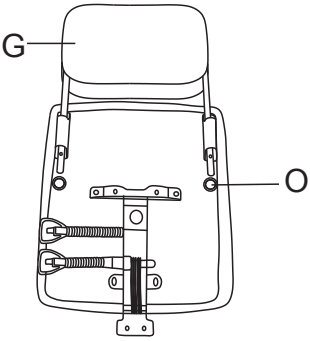

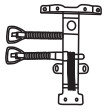




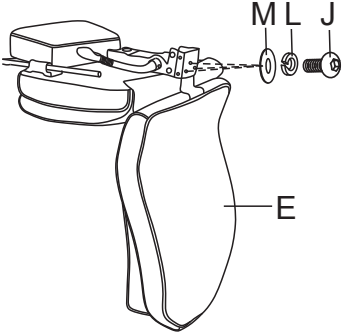
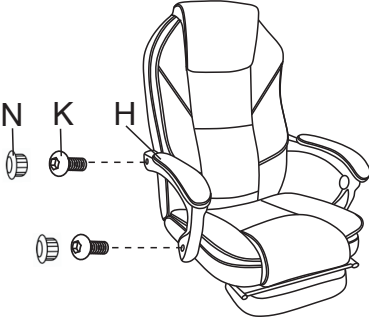
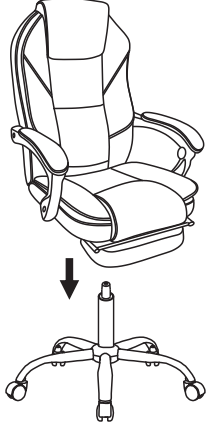












AUFBAUANLEITUNG

A*5 	B*1 	1 	2 	3 
C*1 	D*1 			
E*1 	F*1 			
G*1 	H*1 (L&R) 	4 	5 	6 
I*4  M6*20mm	J*2  M8*20mm			
K*4  M8*40mm	L*2 			
M*2 	N*4 	7 	8 	9 
O*2 	P* 