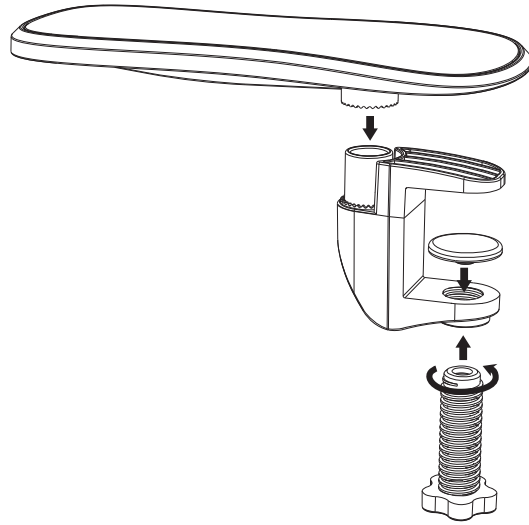
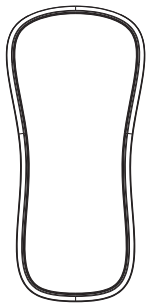


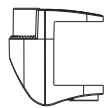
INSTRUCTIONS



ACCESSORIES LIST



x1



x1



x1




x1

INSTALLATION STEP


Instruction on desk




1. Armrest board and mounting clamp




2. Put the mounting clamp on the edge of desk



3. Screw mounting clamp with knob



4. Fix the button into the hold in the clamp



5. Finished



6. According to the hand posture, you can swing at will