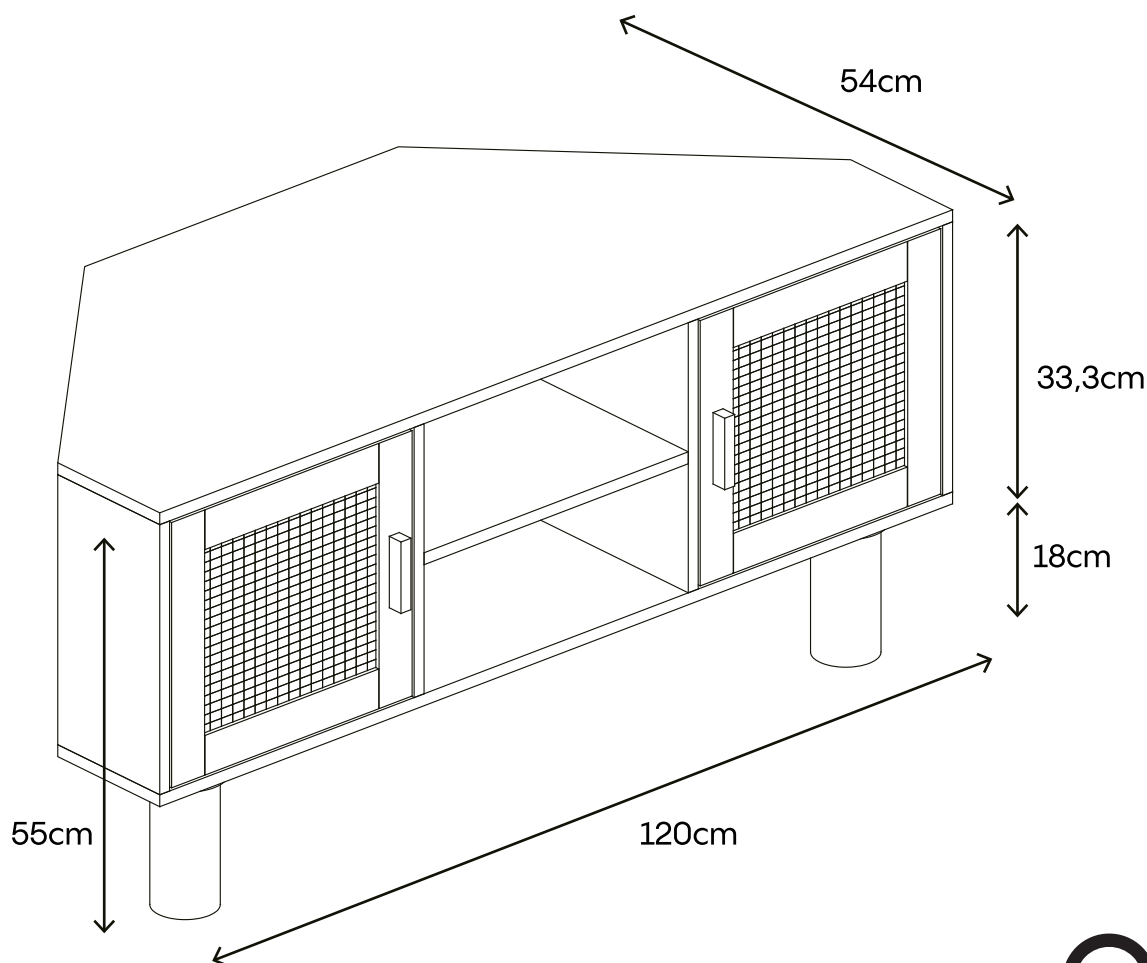


# ADAM

NOTICE DE MONTAGE  
INSTRUCCIONES DE MONTAJE  
ISTRUZIONI PER IL MONTAGGIO  
INSTRUÇÕES DE MONTAGEM  
MONTAGEHANDLEIDING  
ASSEMBLY INSTRUCTION  
MONTAGEANLEITUNG




GARANTIE: 2 ANS  
GARANTÍA: 2 AÑOS  
GARANZIA: 2 ANNI  
GARANTIA: 2 ANOS  
WARRANTY: 2 JAAR  
GARANTIE: 2 JAHRE



SERVICE CLIENT  
SERVICIO AL CLIENTE  
SERVIZIO CLIENTI  
SERVIÇO AO CLIENTE  
KLANTENDIENST  
CUSTOMER SERVICE  
KUNDENSERVICE  
[contact@oviala.com](mailto:contact@oviala.com)

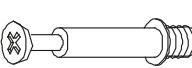
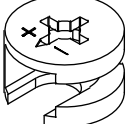

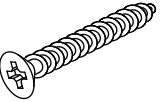
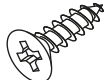
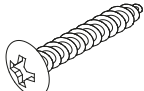
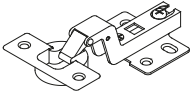
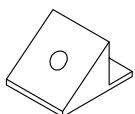

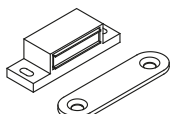

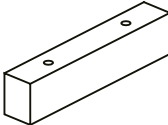
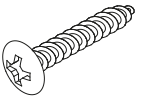
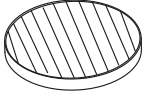
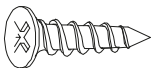
# oviala

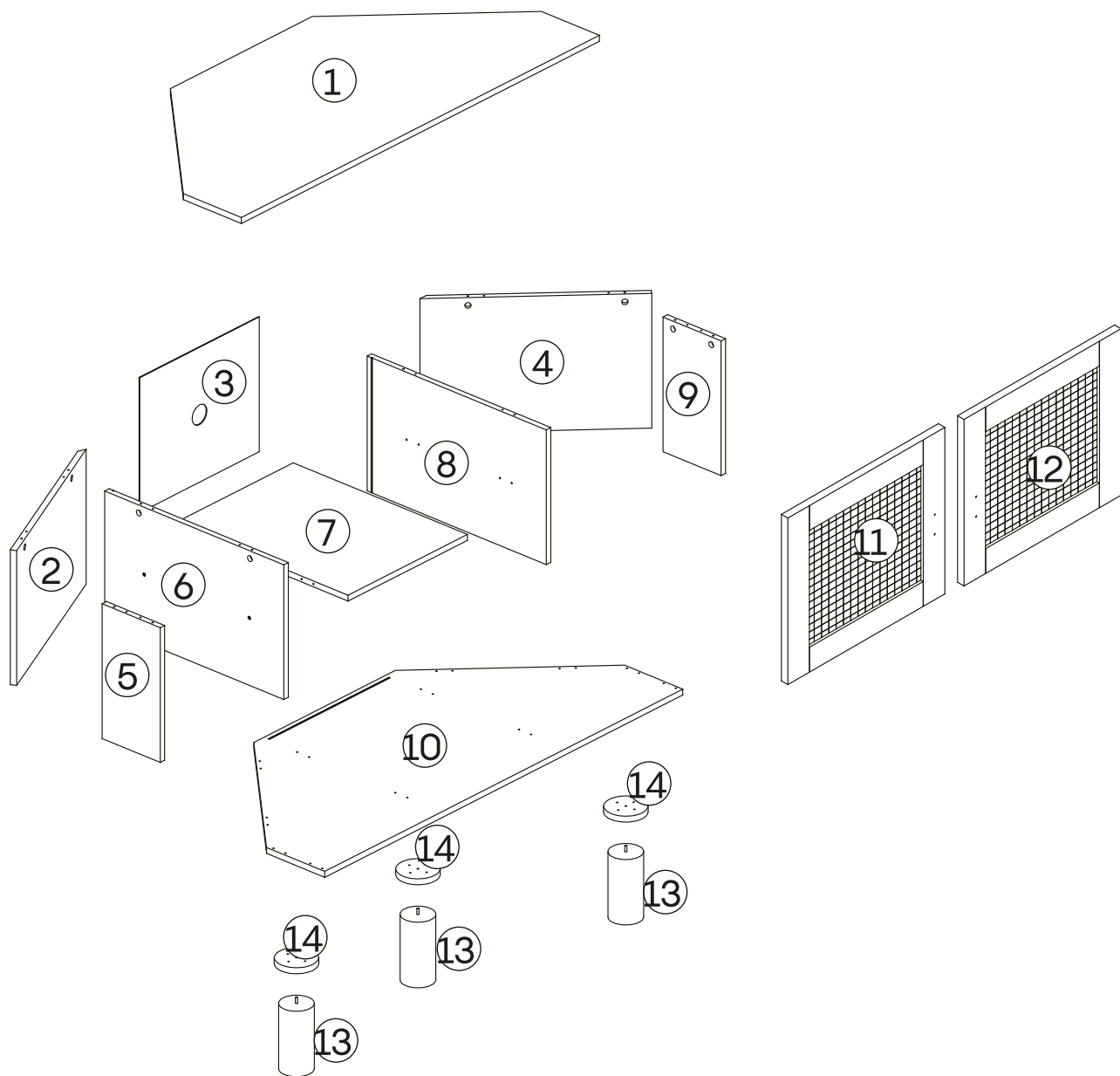


À monter soi-même  
Para ensamblar usted mismo  
Per assemblare se stessi  
Para se montar  
Zelf in elkaar zetten  
To assemble yourself  
Zum selberbauen

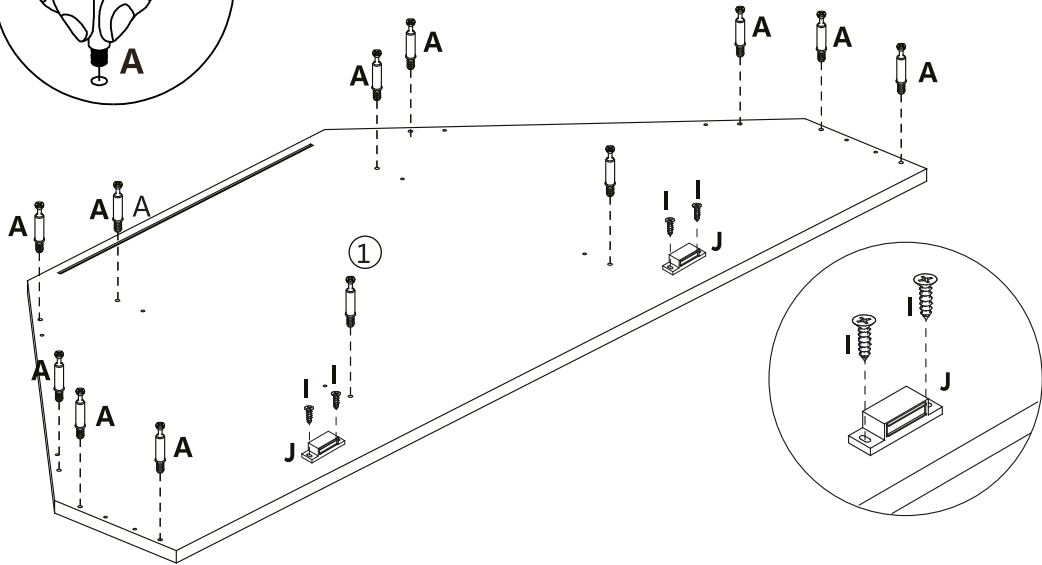
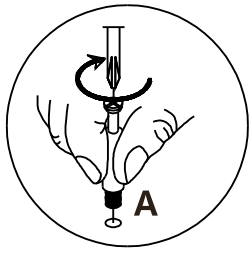


Attention aux doigts lors du montage  
Tenga cuidado con los dedos al ensamblar  
Fare attenzione alle dita durante il montaggio  
Tenha cuidado com os seus dedos ao montar  
Wees voorzichtig met uw vingers bij het in elkaar zetten  
Be careful with your fingers when assembling  
Achten sie bei der montage auf Ihre finger

 M6*35mm	 ø15*10mm	 M8*30mm	 M4*40mm	 M4*14mm	 M4*20mm
<b>A</b> 12pcs	<b>B</b> 12pcs	<b>C</b> 28pcs	<b>D</b> 16pcs	<b>E</b> 24pcs	<b>F</b> 12pcs
		 M3*16mm			
<b>G</b> 4pcs	<b>H</b> 4pcs	<b>I</b> 8pcs	<b>J</b> 2pcs	<b>K</b> 16pcs	<b>L</b> 2pcs
 M4*30mm		 M3*12mm			
<b>M</b> 4pcs	<b>N</b> 3pcs	<b>O</b> 4pcs			

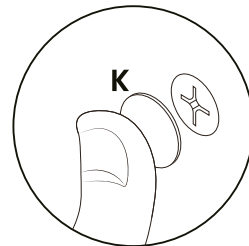
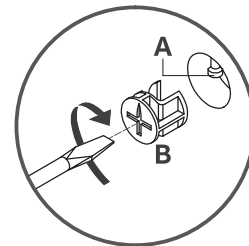
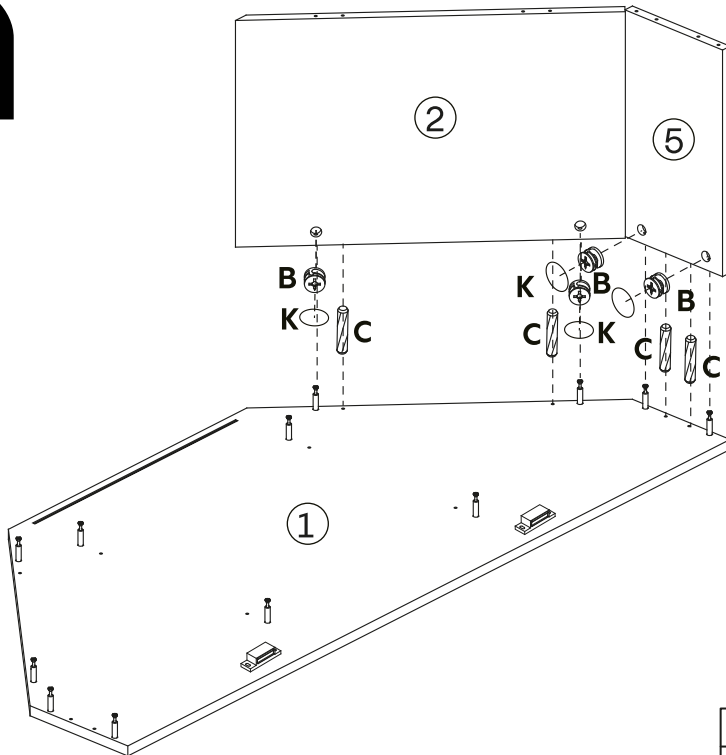


**1**



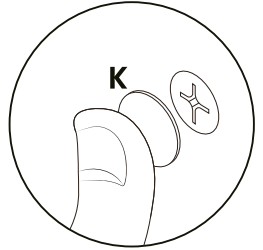
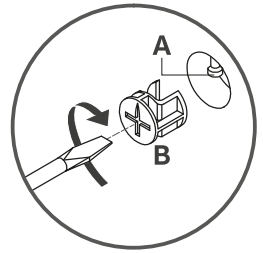
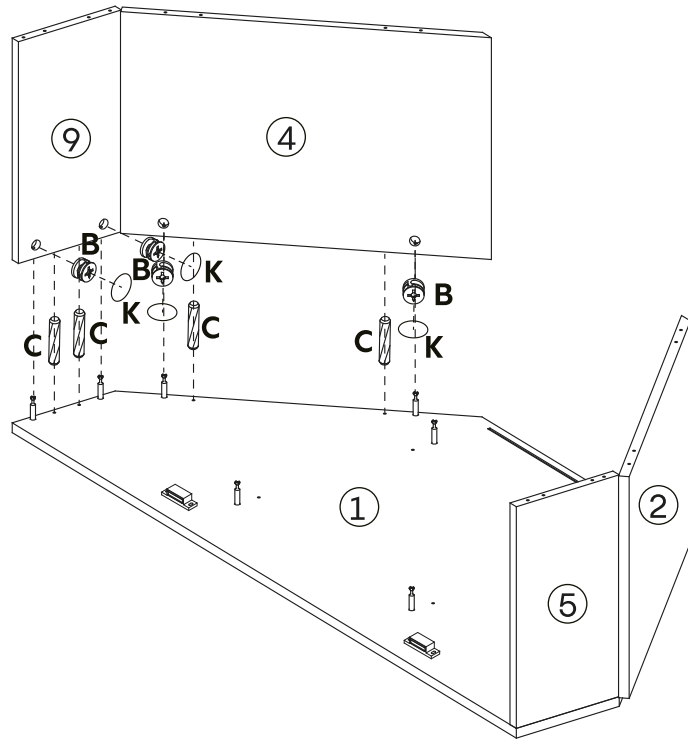
<b>A</b>	<b>x12</b>	<b>I</b>	<b>x4</b>	<b>J</b>	<b>x2</b>

**2**



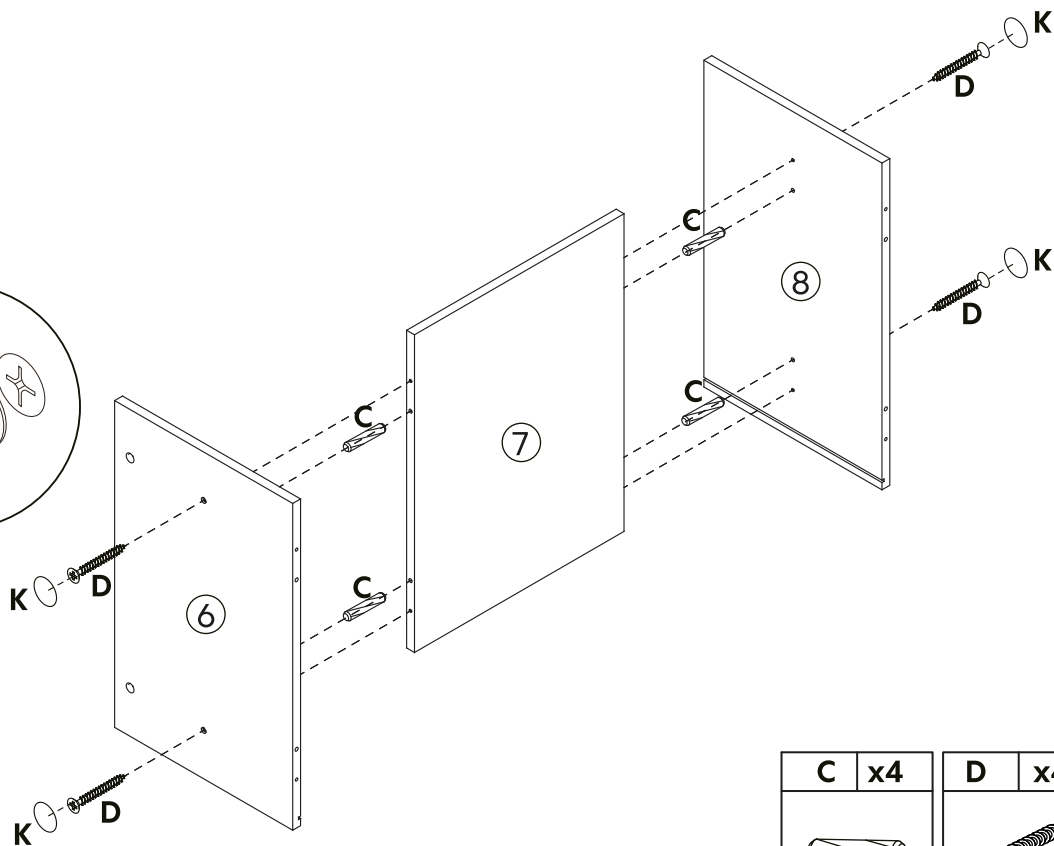
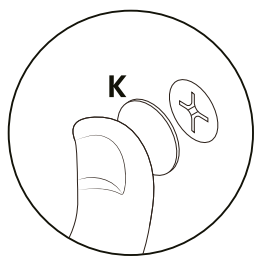
<b>B</b>	<b>x4</b>	<b>C</b>	<b>x4</b>	<b>K</b>	<b>x4</b>

# 3



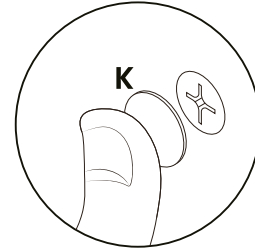
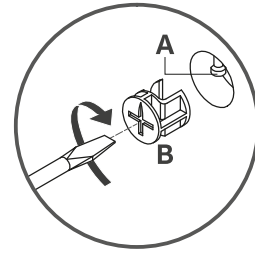
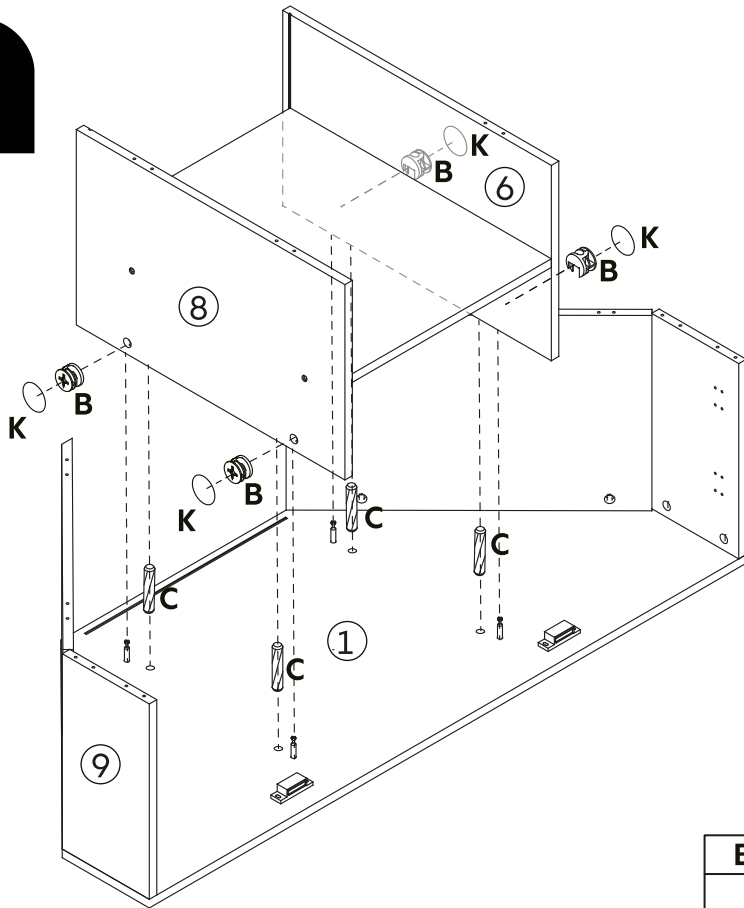
<b>B</b>	<b>x4</b>	<b>C</b>	<b>x4</b>	<b>K</b>	<b>x4</b>




# 4



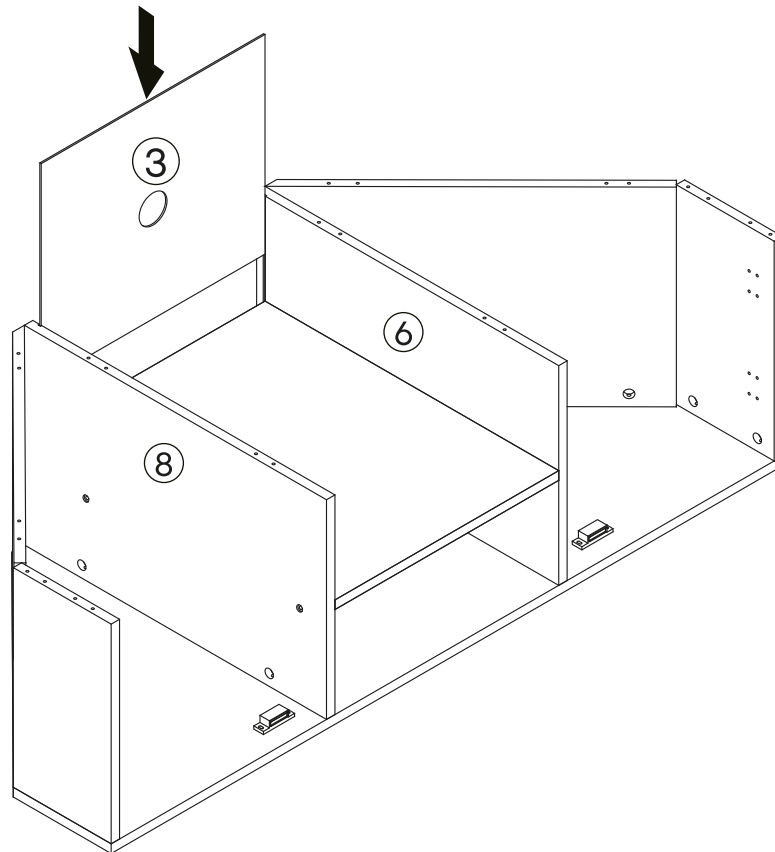
<b>C</b>	<b>x4</b>	<b>D</b>	<b>x4</b>	<b>K</b>	<b>x4</b>

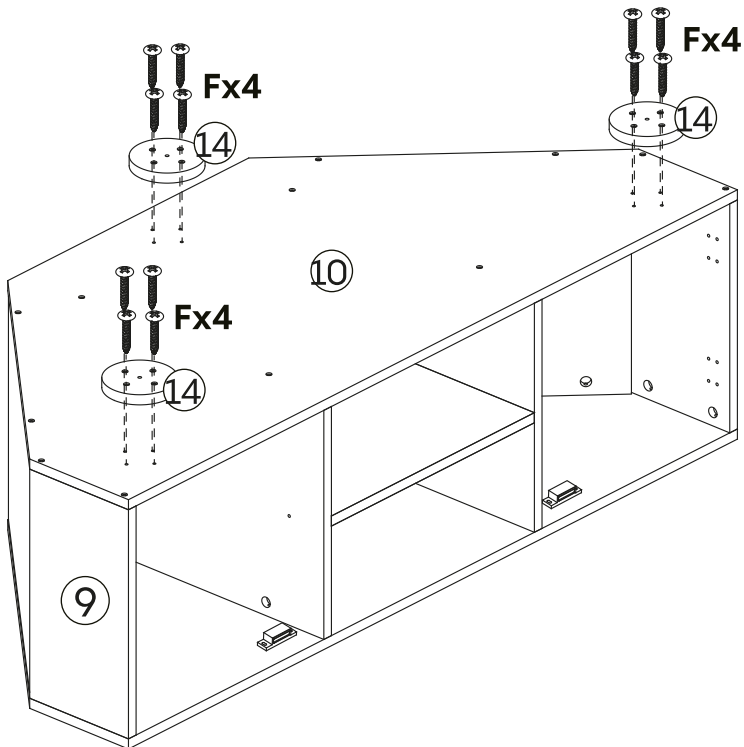
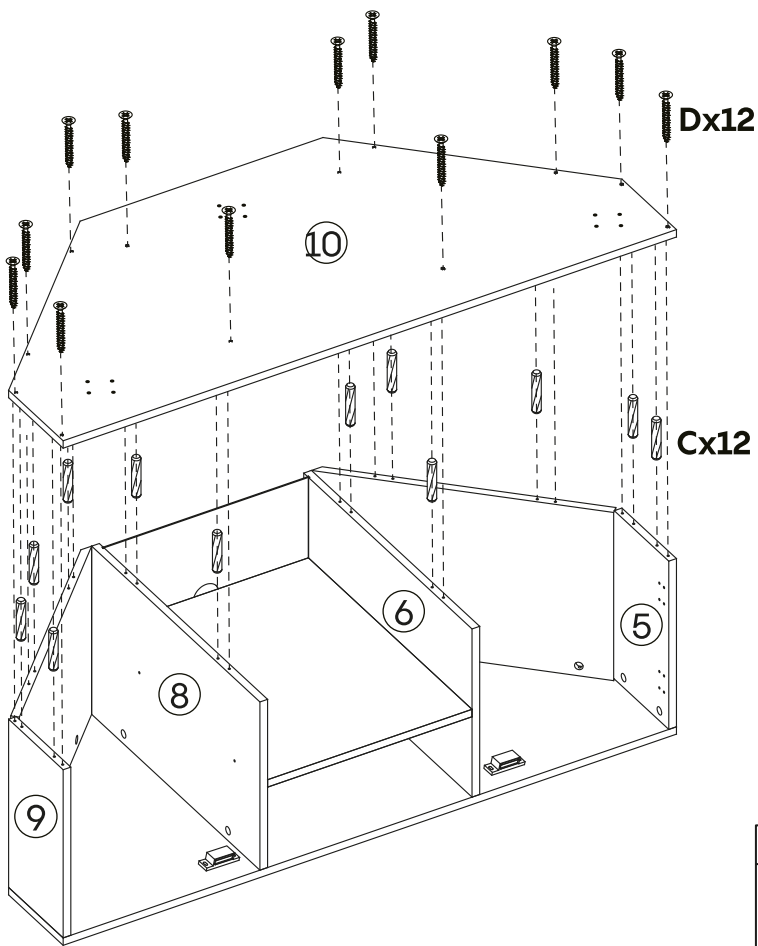
5

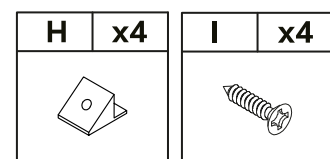
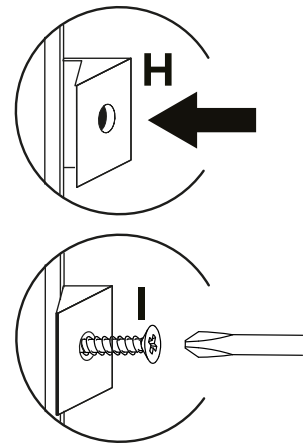
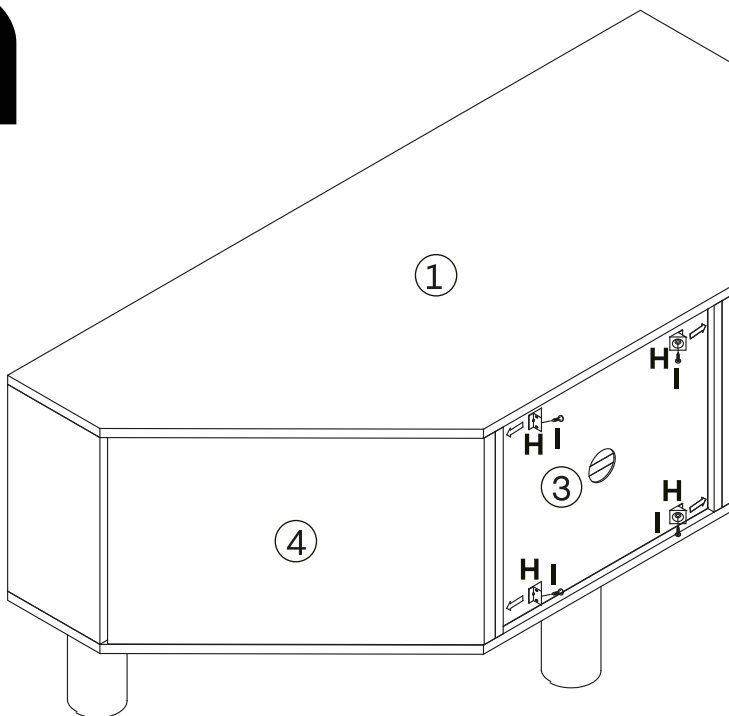
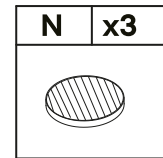
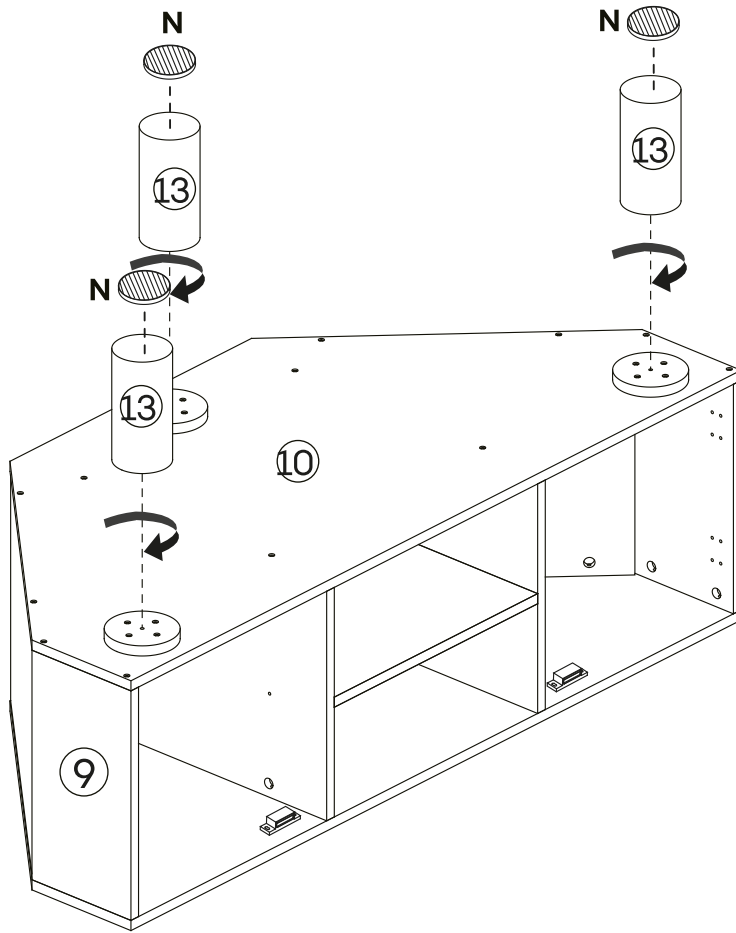


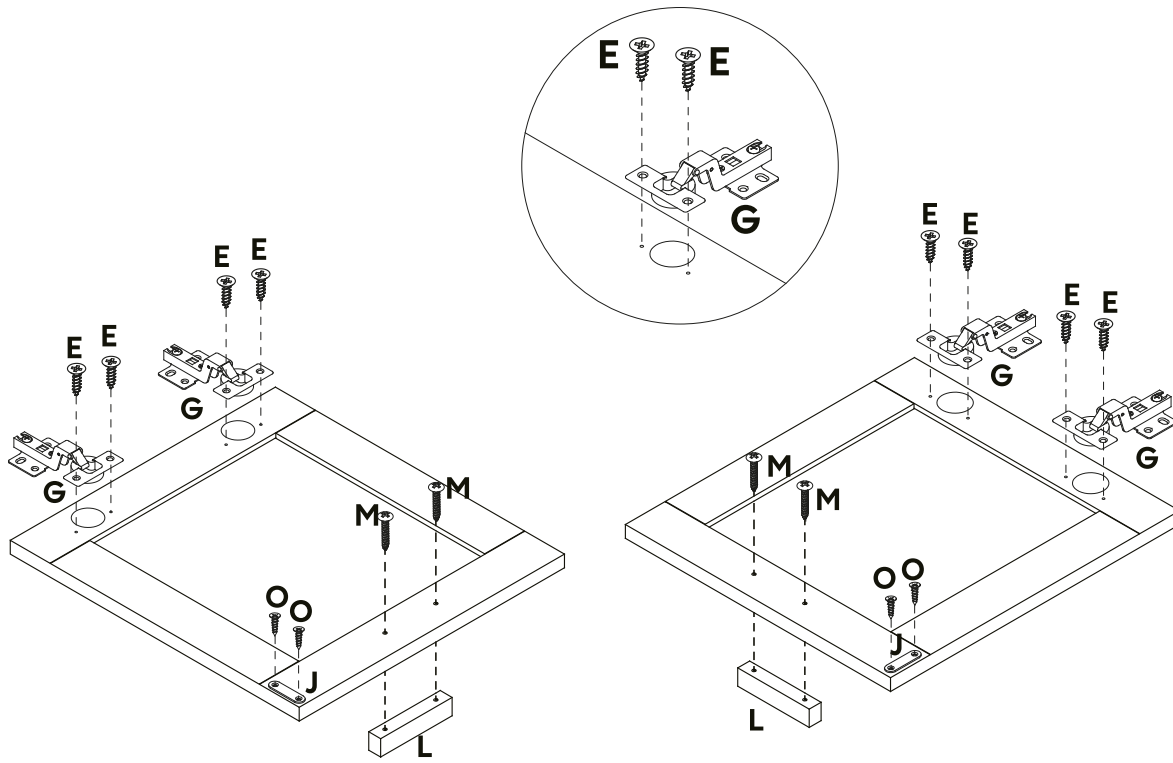
B	x4	C	x4	K	x4
					







6

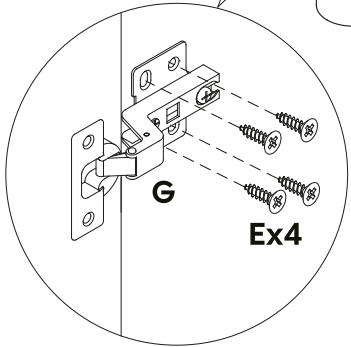
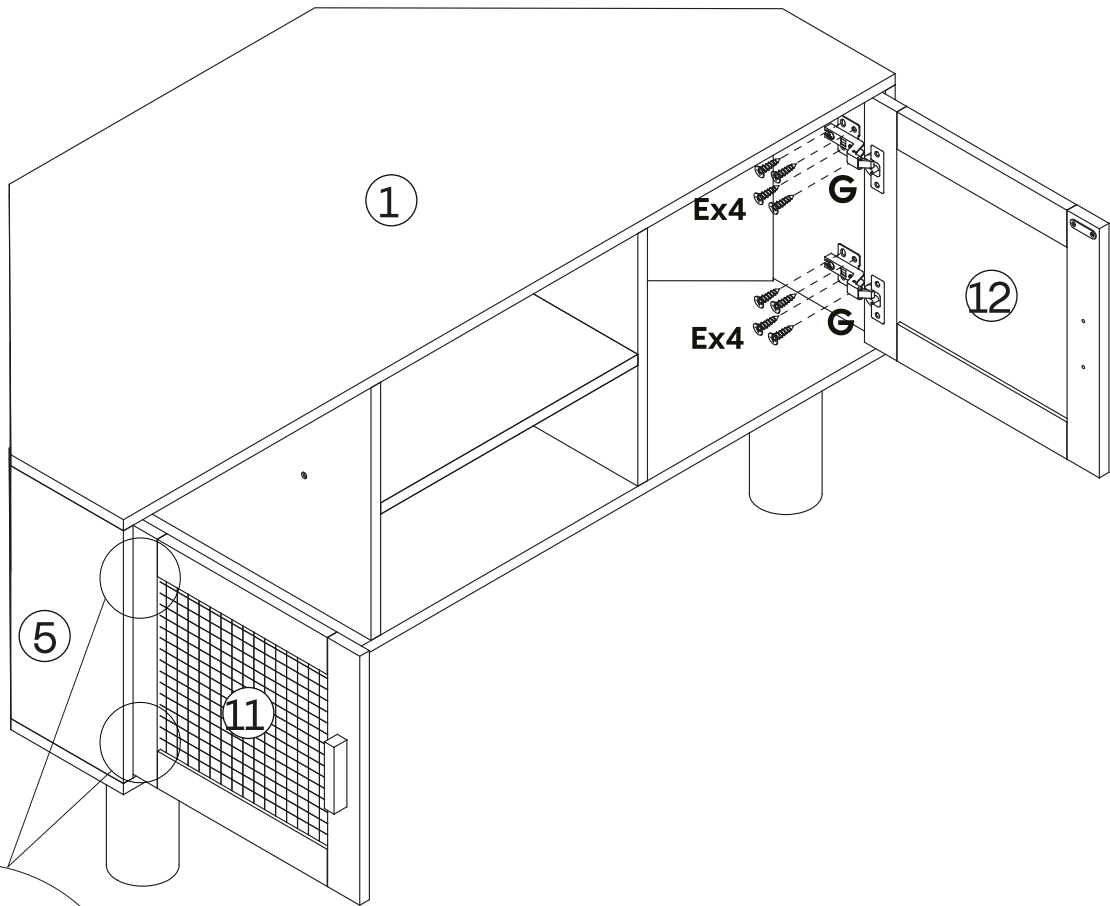
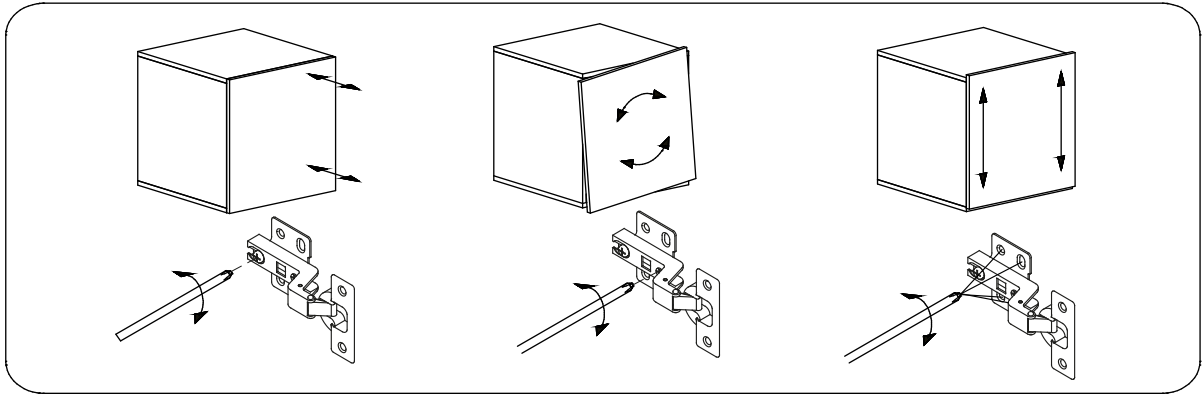








E	x8	G	x4	J	x2	O	x4	L	x2	M	x4
											



E	x16

# ADAM

## FR :

**COMPOSITION** : MDF Décor melamine · Portes : Polyéthylène · Pieds : bois.

**INDICATION AVANT UTILISATION** : Tenir éloigné du feu et des animaux. Avant toute utilisation, assembler le produit conformément à la notice de montage et vérifier que chaque pièce soit correctement fixée. Poser le produit de manière stable sur une surface plane.

**ENTRETIEN** : Nettoyer avec une éponge ou un chiffon doux et de l'eau tiède savonneuse.

## IT :

**COMPOSIZIONE**: MDF nobilitato melaminico · Porte in Polietilene · Piedi in legno.

**INDICAZIONI PRIMA DELL'USO**: Tenere lontano da fiamme e animali. Prima di qualsiasi utilizzo, assemblare il prodotto secondo le istruzioni di montaggio e verificare che ogni pezzo sia fissato correttamente. Posizionare il prodotto in modo stabile su una superficie piana.

**MANUTENZIONE**: pulire con una spugna o un panno morbido e acqua tiepida saponata.

## NL :

**SAMENSTELLING** : Decoratief melamine MDF · Deuren Polyethyleen · Houten poten.

**INDICATIES VOOR GEBRUIK** : Von Feuer und Tieren fernhalten. Zet het product vóór gebruik in elkaar volgens de montage-instructies en controleer of elk onderdeel correct is gemonteerd en vastgezet. Plaats het product in een stabiele positie op een vlakke ondergrond.

**ONDERHOUD** : Afwassen met een zachte spons of doek en een lauw sopje.

## DE :

**ZUSAMMENSETZUNG** : MDF mit Melaminbeschichtung · Türen Polyethylen · Holzfüße.

**HINWEISE VOR DER VERWENDUNG** : Von Feuer, Tieren und Kindern fernhalten. Bauen Sie das Produkt vor der Verwendung gemäß der Montageanleitung zusammen und stellen Sie sicher, dass jedes Teil richtig zusammengesetzt und befestigt ist. Positionieren Sie das Produkt stabil auf einer ebenen Fläche.

**PFLEGE** : Mit einem Schwamm oder einem weichen Tuch und lauwarmem Seifenwasser abwaschen.

## ES :

**COMPOSICIÓN** : MDF decorado con melamina · Puertas de Polietileno · Patas de madera.

**INDICACIONES ANTES DE USAR** : Mantener alejado del fuego y los animales. Antes de utilizarlo, monte el producto según las instrucciones de montaje y compruebe que cada pieza esté correctamente montada y fijada. Coloque el producto en una posición estable sobre una superficie plana.

**MANTENIMIENTO** : Lavar con una esponja o paño suave y agua tibia con jabón.

## PT :

**COMPOSIÇÃO** : MDF decorativo melamínico · Portas de Polietileno · Pés de madeira.

**INDICAÇÕES ANTES DO USO** : Manter afastado do fogo e animais. Antes da utilização, montar o produto de acordo com as instruções de montagem e verificar se cada peça está corretamente montada e fixada. Colocar o produto numa posição estável sobre uma superfície plana.

**MANUTENÇÃO** : Lave com uma esponja ou pano macio e água morna com sabão.

## EN :

**COMPOSITION** : Melamine-faced MDF · Polyethylene Doors · Wooden legs.

**INDICATIONS BEFORE USE** : Keep away from fire and animals. Before use, assemble the product according to the assembly instructions and check that each part is correctly assembled and secured. Position the item on a flat surface.

**MAINTENANCE** : Wash with a soft sponge or cloth and lukewarm soapy water.



Adresses sur [quefairedemesdechets.fr](http://quefairedemesdechets.fr)

Dessins non contractuels / Dibujos no contractuales / Disegni non contrattuali / Desenhos não contratuais

Niet-bindende tekeningen / Non-contractual drawings / Unverbindliche Zeichnungen

Fabriqu  en Chine / Made in China / Fabricado en China / Fatto in Cina / Feito na China / Gemackt in China / Hergestellt in China

Import  par / Importado por / Importato da / Importado por / Ge importeerd door / Imported by / Eingef hrt von

# oviala



Linkedin @oviala  
Instagram @oviala\_  
Pinterest @oviala\_  
Tiktok @oviala\_official  
→ [www.oviala.com](http://www.oviala.com)

[contact@oviala.com](mailto:contact@oviala.com)  
33 rue de Reckem  
59960 Neuville-en-Ferrain  
France