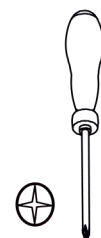
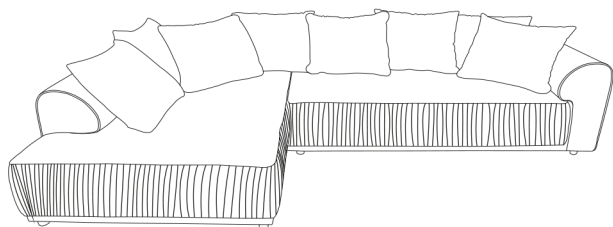
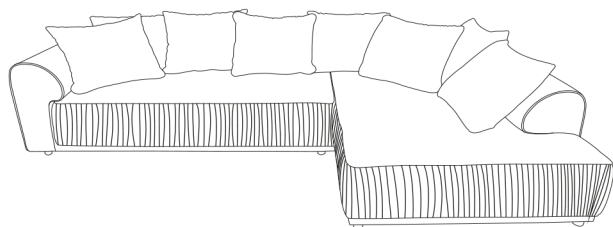



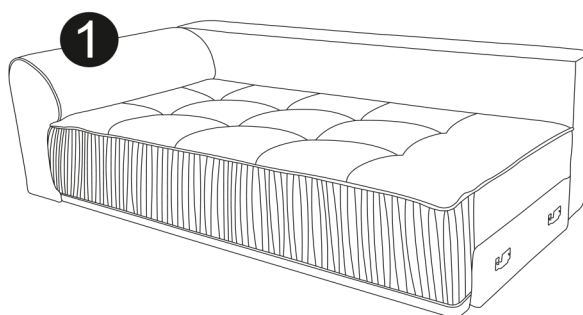


NOTICE DE MONTAGE  
 ASSEMBLING INSTRUCTIONS  
 ISTRUZIONI DI MONTAGGIO  
 MONTAGEANTEILUNG  
 ISTRUÇÕES DE MONTAGEM  
 MANUAL DE MONTAJE  
 SASTAVLJANJE UPUTE  
 INSTRUKCJA MONTAŻU

**ORTA**

**2023/05/08**



<b>A</b> 4x25cm  <b>x2</b>	<b>B</b> 4x20cm  <b>x1</b>	<b>C</b> M6x20mm  <b>x4</b>	<b>D</b>  <b>x2</b>	<b>E</b> 4cm  <b>x5</b>	<b>F</b> M8/50  <b>x2</b>	<b>G</b> Ø8  <b>x2</b>	<b>H</b> Ø 4,5x45cm  <b>x5</b>	<b>I</b> Ø 7x45cm  <b>x6</b>
-------------------------------------	-------------------------------------	--------------------------------------	---------------------------	----------------------------------	------------------------------------	---------------------------------	---	---------------------------------------



**!**  
 Before starting refer  
 to the assembling  
 instruction.

AVANTI DI COMMINCIARE  
 RIPORTATE AGLI CONSIGLI DI  
 MONTAGGIO

VOR DIE MONTAGE, BITTE  
 BEILIEGENDE ANWEISUNGEN  
 FOLGEN

PRIJE POČETKA OBRATITE  
 U okupljanje savjet u DODATKU

AVANT DE COMMENCER, SE  
 REPORTER AUX CONSEILS  
 DE MONTAGE EN ANNEXE

BEFORE STARTING REFER  
 TO THE ASSEMBLING ADVICE  
 IN ANNEX

PRZED ROZPOCZĘCIEM  
 MONTAŻU ZAPOZNAJ SIĘ  
 Z INSTRUKCJĄ

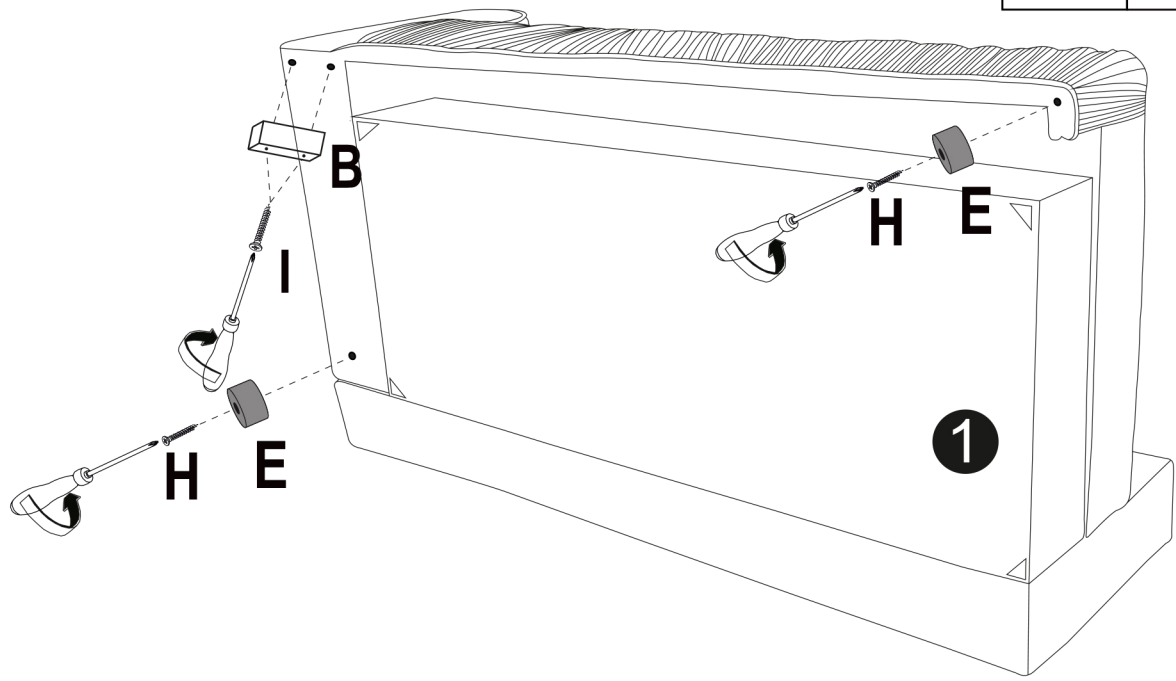

ANTES DE COMERCAR, ADIARSE  
 AOS CONSELHOS DE  
 MONTAGEM EM ANEXO

ANTES DE EMPEZAR  
 CONSULTE LOS CONSEJOS  
 PARA EL MONTAJE

I

**H**  
Ø 4,5x45cm  
x2

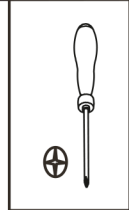
**E**  
4cm  
x2



**B**  
4x20cm  
x1

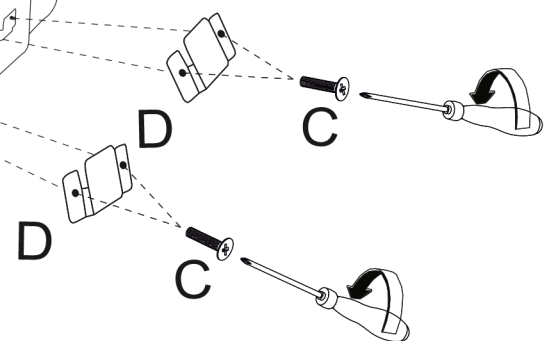
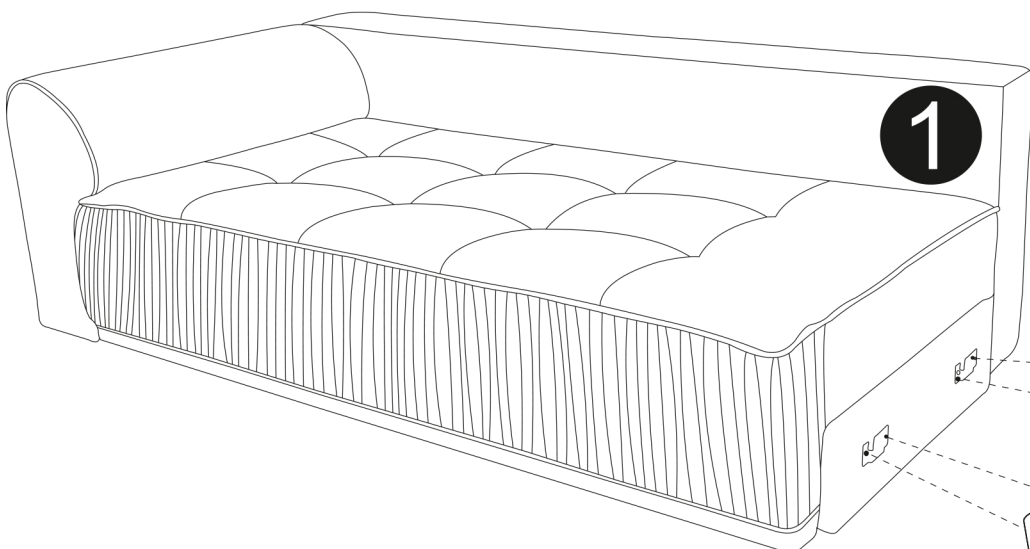
**I**  
Ø 7x45cm  
x2

II





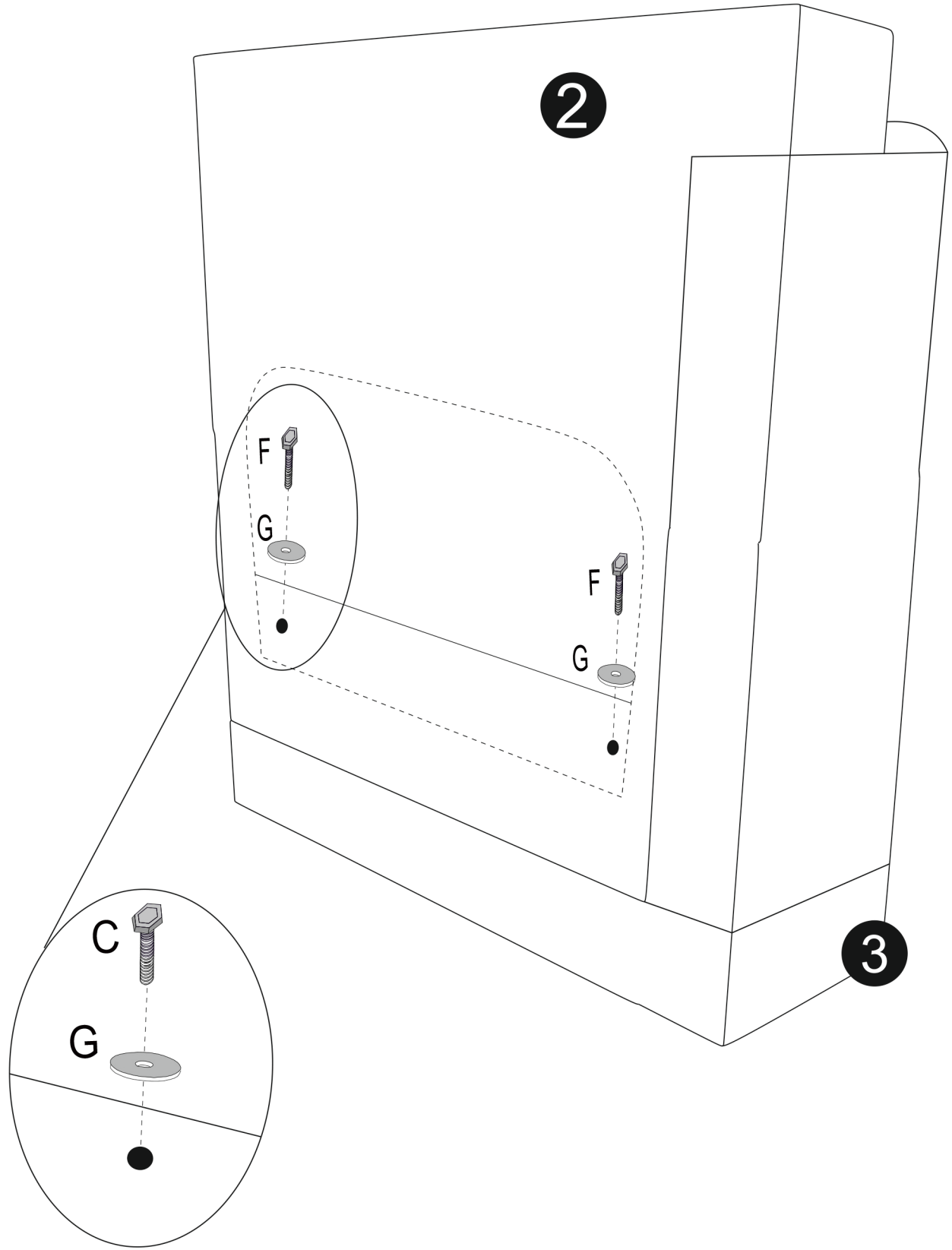
**D**  
x2

**C**  
M6X20  
x4







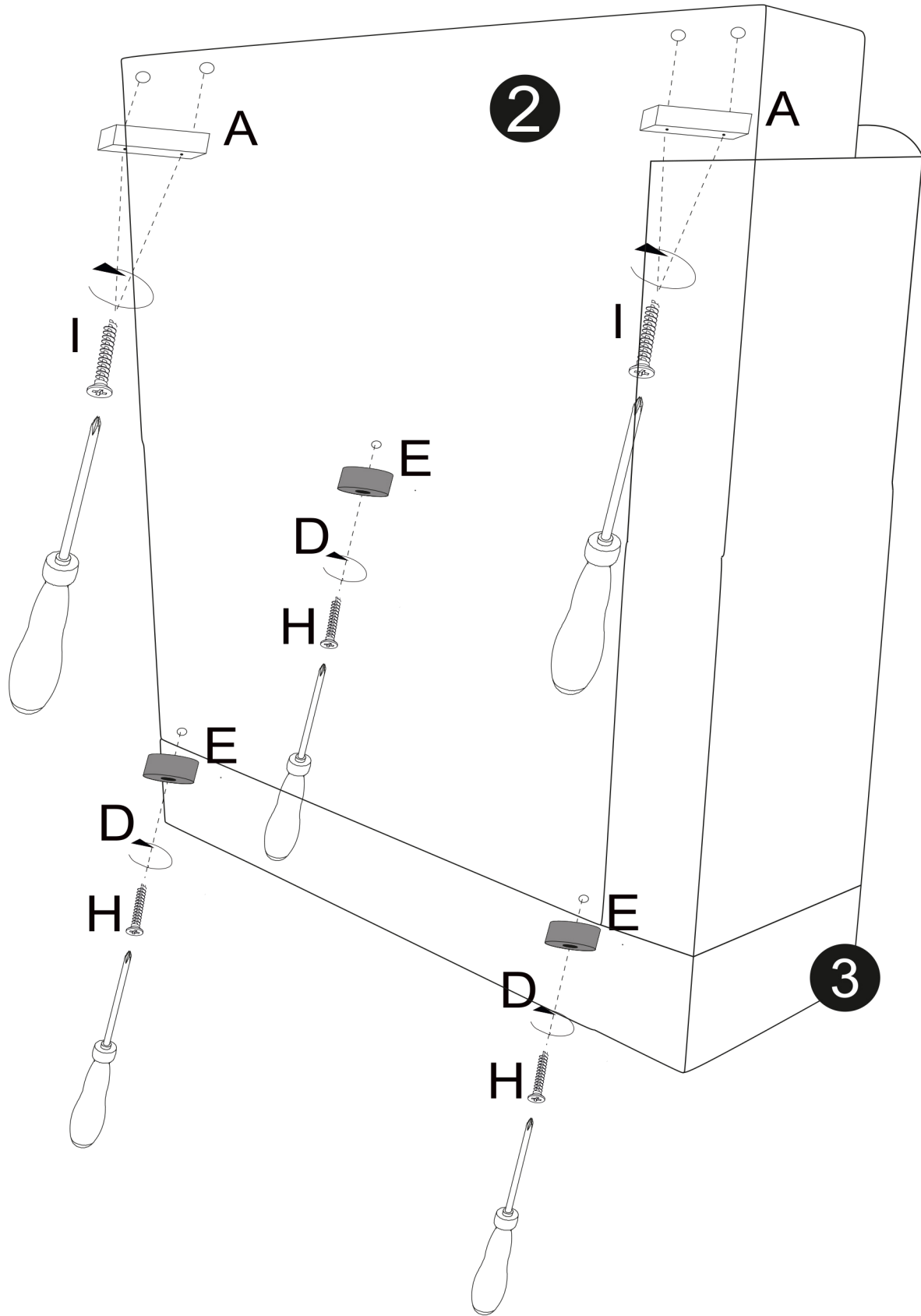


<b>F</b> M8/50  <b>x2</b>	<b>G</b> ø8  <b>x2</b>
--	---



IV

<b>A</b> 4x25cm  <b>x2</b>	<b>E</b> 4cm  <b>x3</b>	<b>H</b> Ø 4,5x45cm  <b>x3</b>	<b>I</b> Ø 7x45cm  <b>x4</b>
--	---	--	--



V

