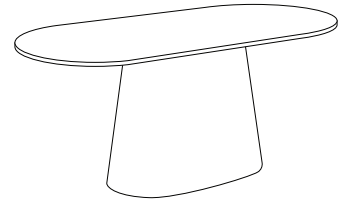
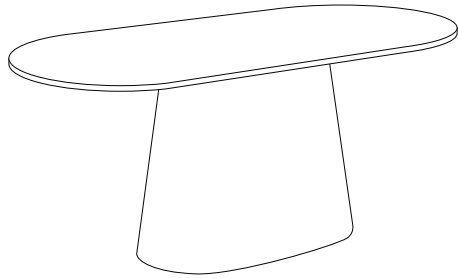


LOCKHART



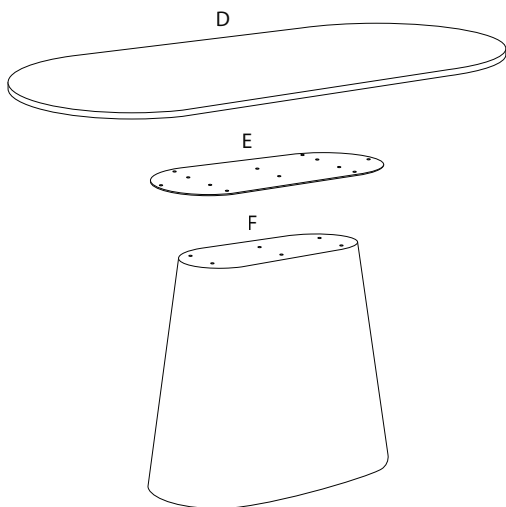
20'

2

1/3

2435/LOCKHART/180925/

| | | |
|----------------------|----------------------|---------------------|
| A x 12 | B x 12 | C x 1 |
|----------------------|----------------------|---------------------|



| | | |
|---------------------|---------------------|---------------------|
| D x 1 | E x 1 | F x 1 |
|---------------------|---------------------|---------------------|

2/3

2435/LOCKHART/180925/

1

| | | | | |
|---------------------|---------------------|---------------------|---------------------|---------------------|
| A x 6 | B x 6 | C x 1 | E x 1 | F x 1 |
|---------------------|---------------------|---------------------|---------------------|---------------------|

2

| | | | |
|---------------------|---------------------|---------------------|---------------------|
| A x 6 | B x 6 | C x 1 | D x 1 |
|---------------------|---------------------|---------------------|---------------------|

3/3

2435/LOCKHART/180925/